

---

---

# 2019-2020 Data Review

— Help us plan for 2020-2021! —

---

---

# Agenda

Welcome

Data Review

Group Discussion/Activity

Exit Slip

# Academics: i-Ready

# i-Ready: ELA

Students at or above grade level (Tier 1)

Grade Level	Diagnostic 1	Diagnostic 2	Growth
K	25%	65%	+ 40
1st	11%	24%	+ 13
2nd	21%	30%	+ 9

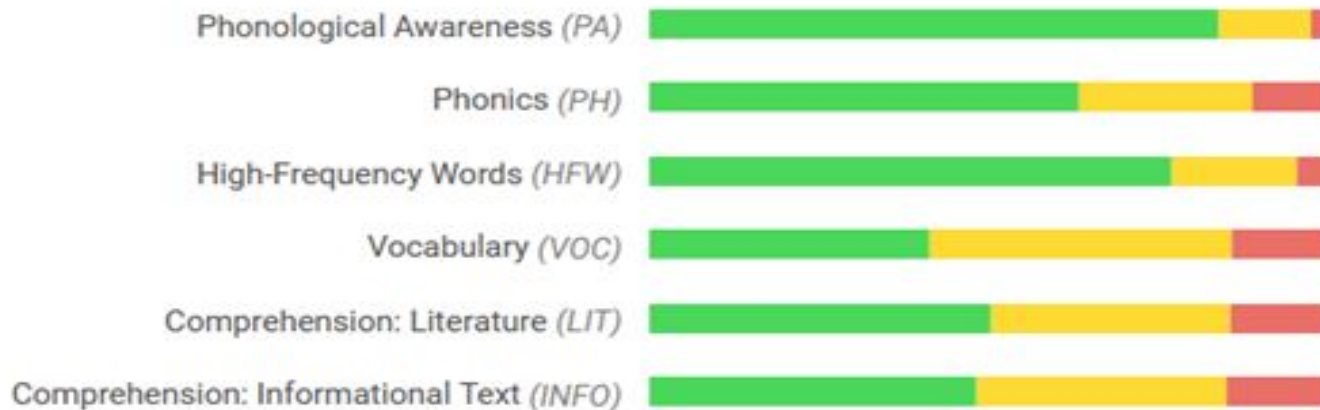
# i-Ready: ELA

Students at or above grade level (Tier 1)

Grade Level	Diagnostic 1	Diagnostic 2	Growth
3rd	50%	76%	+26
4th	32%	47%	+15
5th	21%	38%	+17
6th	33%	47%	+14

# ELA Breakdown

## Placement By Domain



# i-Ready: Math

Students at or above grade level (Tier 1)

Grade Level	Diagnostic 1	Diagnostic 2	Growth
K	19%	44%	+25
1st	7%	17%	+10
2nd	6%	26%	+20

# i-Ready: Math

Students at or above grade level (Tier 1)

Grade Level	Diagnostic 1	Diagnostic 2	Growth
3rd	12%	42%	+30
4th	22%	43%	+21
5th	25%	30%	+5
6th	37%	48%	+11



# Math Breakdown

## Placement By Domain



# Attendance

# Attendance 2019-2020



## SCHOOL-TO-SCHOOL ATTENDANCE COMPARISON

2/7/2020

Brevard County Public Schools



1-20

21-40

41-60

61-80

81-100

101-120

121-140

141-160

161-180

School

2018 | 2019  
2019 | 2020

2018 | 2019  
2019 | 2020

2018 | 2019  
2019 | 2020

2018 | 2019  
2019 | 2020

2018 | 2019  
2019 | 2020

2018 | 2019  
2019 | 2020

2018 | 2019  
2019 | 2020

2018 | 2019  
2019 | 2020

2018 | 2019  
2019 | 2020

Mila Elem

96.31 95.78

95.23 95.09

93.99 94.98

92.62 94.58

93.20 93.73

94.17 0.00

93.77 0.00

94.43 0.00

94.22 0.00






# Discipline

# Discipline Overview (August-March)

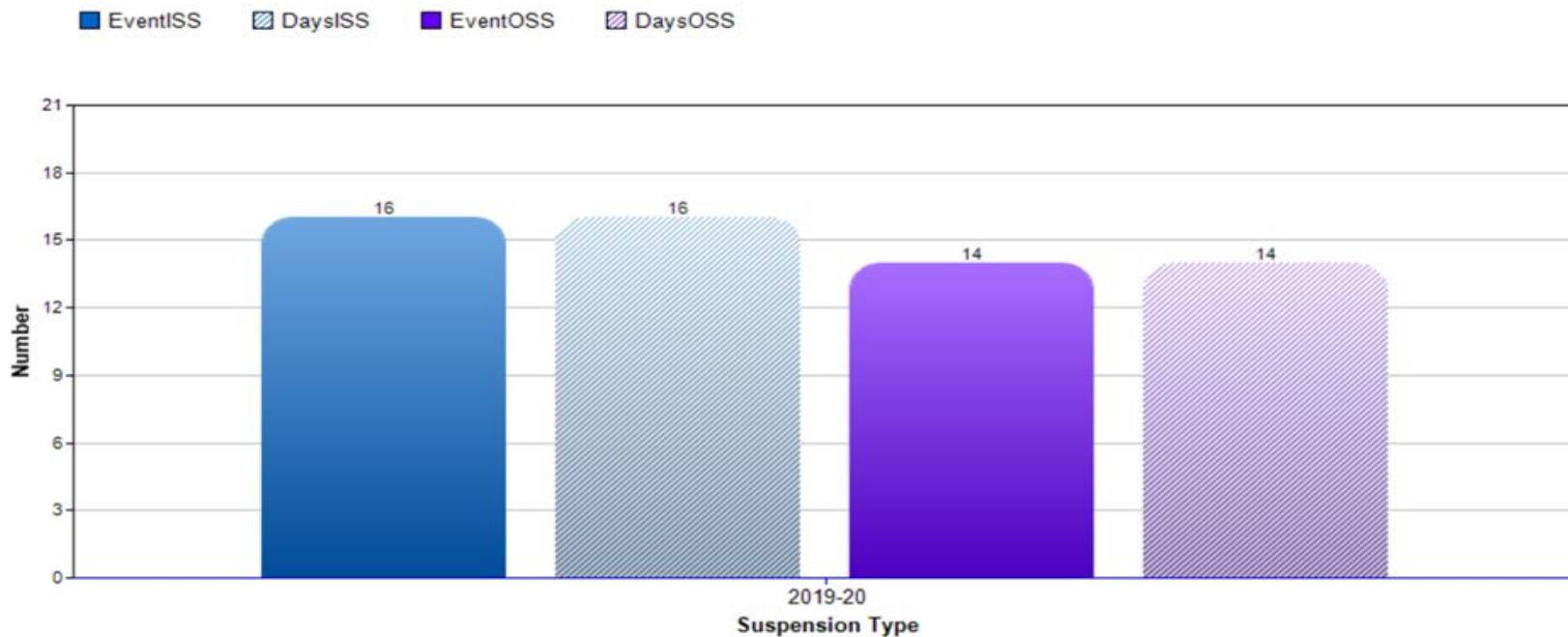
## School-Level Report

**This Year's Core Report**<sup>2</sup>  
School Year 2019-20, Majors only

% of Students with 6+ ODR:	0	
% of Students with 2-5 ODR:	3	
% of Students with 0-1 ODR:	97	
Total number of ODRs (all students): 68		

# Discipline- Suspensions

Total Number of Days and Events of Suspension



# Parent Survey Results

# Parent Survey- 84 Responses

Best Time to Attend Meetings: 68% stated evenings are best

Reason why families who could not attend night events: 58% work schedule

Ways to Help at Home: 72% wanted academic support materials

How many times do you access Focus to look at grades and attendance? 44% surveyed said NEVER

How could we get you playing a more active role in school decision making? 60% wanted more information about school issues being addressed at meetings.



# Group Discussion/Brainstorming

# Questions to think about...

What are the potential factors affecting student success?

What are potential resources and opportunities we have?

What are some things we need to consider for SWIP planning?

# Exit Slips

Please fill out and turn in to  
Ms. Carter.

**We appreciate  
Your Feedback!**

---