

Q1 What school does your child attend?

Answered: 181 Skipped: 0



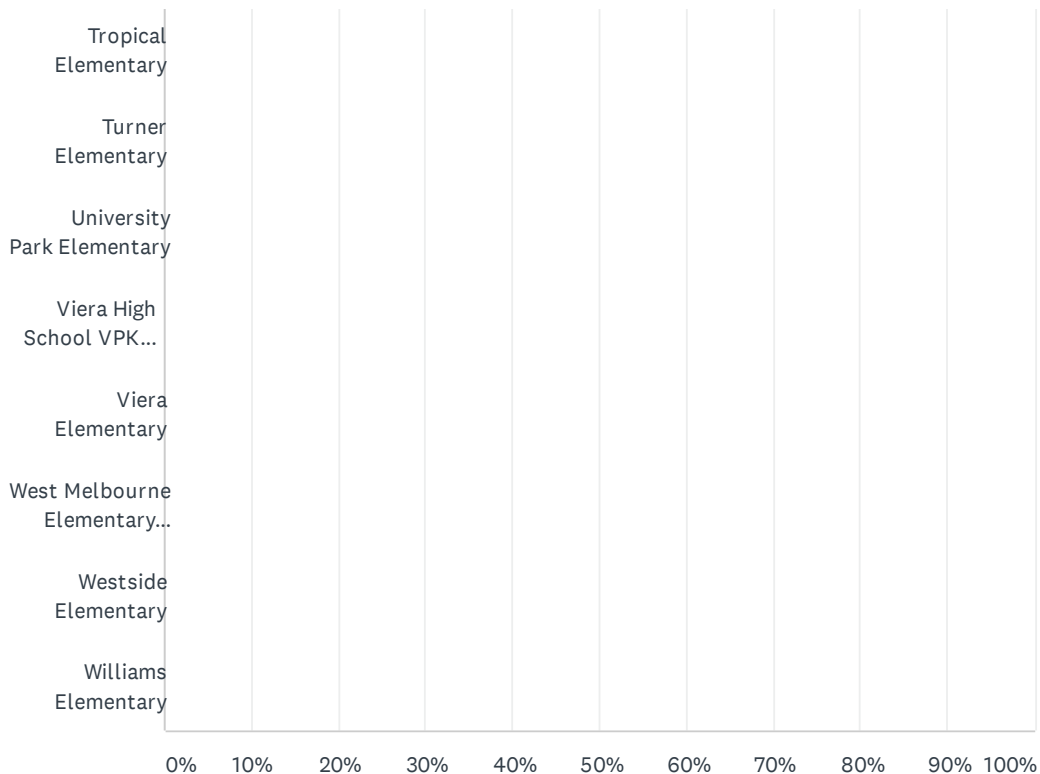
Brevard Public Schools Elementary Parent Survey 2020-2021

Elementary									
Fairglen Elementary									
Fieldston Preparatory									
Freedom 7 Elementary									
Gemini Elementary									
Golfview Elementary									
Harbor City Elementary									
Holland Elementary									
Imperial Estates...									
Indialantic Elementary									
Lockmar Elementary									
Longleaf Elementary									
Manatee Elementary									
McAuliffe Elementary									
Meadowlane Intermediate...									
Meadowlane Primary...									
Merritt Island High School ...									
MILA Elementary									
Mims Elementary									
Pathways at Gardendale...									
Oak Park Elementary									
Osceola									

Brevard Public Schools Elementary Parent Survey 2020-2021

Ocean Breeze Elementary									
Palm Bay Elementary									
Palm Bay High School VPK...									
Pinewood Elementary									
Port Malabar Elementary									
Quest Elementary...									
Riverdale Country Day...									
Riviera Elementary									
Roosevelt Elementary									
Sabal Elementary									
Satellite High School VPK...									
Saturn Elementary									
Sea Park Elementary									
Sherwood Elementary									
Pathways at Pine Grove...									
South Area Head Start									
South Lake Elementary									
Stevenson Elementary									
Sunrise Elementary									
Suntree Elementary									
Surfside Elementary									

Brevard Public Schools Elementary Parent Survey 2020-2021



Brevard Public Schools Elementary Parent Survey 2020-2021

ANSWER CHOICES	RESPONSES	
Jupiter Elementary	100.00%	181
Allen, Roy Elementary	0.00%	0
Andersen Elementary	0.00%	0
Apollo Elementary	0.00%	0
Atlantis Elementary	0.00%	0
Audubon Elementary	0.00%	0
Brevard Virtual Instruction Program (BVIP)	0.00%	0
Cambridge Elementary Magnet	0.00%	0
Cape View Elementary	0.00%	0
Carroll, Lewis Elementary	0.00%	0
Challenger 7 Elementary	0.00%	0
Columbia Elementary	0.00%	0
Coquina Elementary	0.00%	0
Dr W. J. Creel Elementary	0.00%	0
Croton Elementary	0.00%	0
Discovery Elementary	0.00%	0
Endeavour Elementary	0.00%	0
Eau Gallie High School VPK program	0.00%	0
Enterprise Elementary	0.00%	0
Fairglen Elementary	0.00%	0
Fieldston Preparatory	0.00%	0
Freedom 7 Elementary	0.00%	0
Gemini Elementary	0.00%	0
Golfview Elementary	0.00%	0
Harbor City Elementary	0.00%	0
Holland Elementary	0.00%	0
Imperial Estates Elementary	0.00%	0
Indialantic Elementary	0.00%	0
Lockmar Elementary	0.00%	0
Longleaf Elementary	0.00%	0
Manatee Elementary	0.00%	0
McAuliffe Elementary	0.00%	0

Brevard Public Schools Elementary Parent Survey 2020-2021

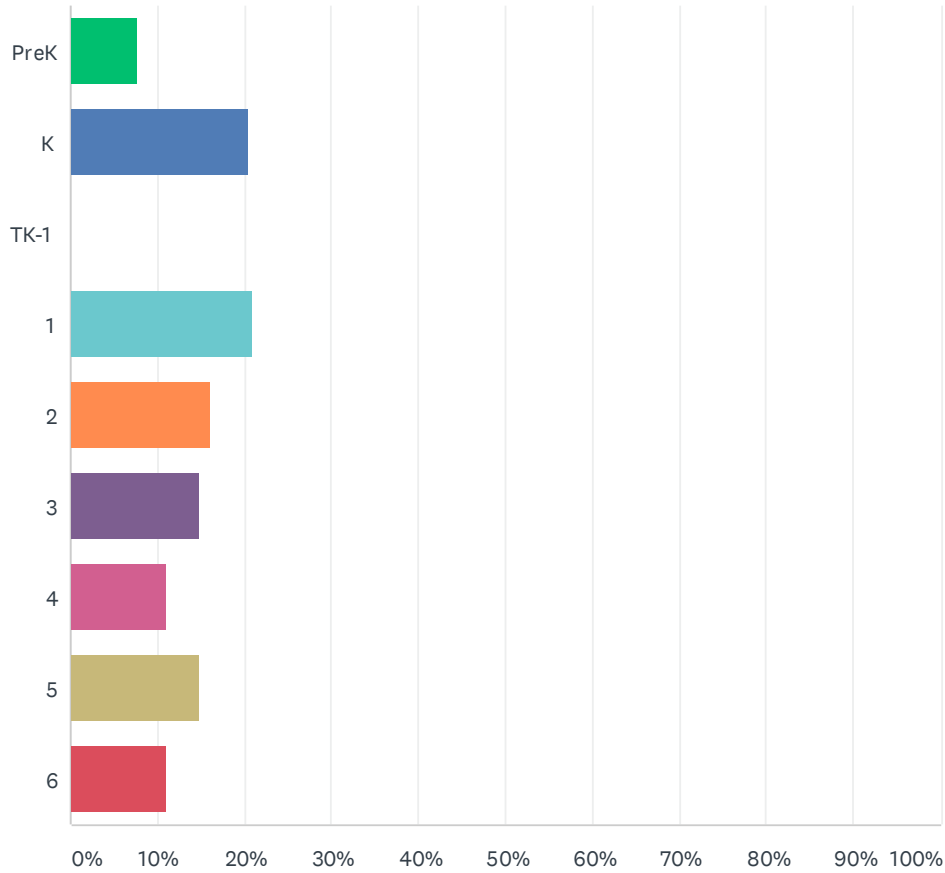
Meadowlane Intermediate Elementary	0.00%	0
Meadowlane Primary Elementary	0.00%	0
Merritt Island High School VPK program	0.00%	0
MILA Elementary	0.00%	0
Mims Elementary	0.00%	0
Pathways at Gardendale (North/Central Area Alternative Center)	0.00%	0
Oak Park Elementary	0.00%	0
Ocean Breeze Elementary	0.00%	0
Palm Bay Elementary	0.00%	0
Palm Bay High School VPK program	0.00%	0
Pinewood Elementary	0.00%	0
Port Malabar Elementary	0.00%	0
Quest Elementary School	0.00%	0
Riverdale Country Day School	0.00%	0
Riviera Elementary	0.00%	0
Roosevelt Elementary	0.00%	0
Sabal Elementary	0.00%	0
Satellite High School VPK program	0.00%	0
Saturn Elementary	0.00%	0
Sea Park Elementary	0.00%	0
Sherwood Elementary	0.00%	0
Pathways at Pine Grove (South Area Alternative Center)	0.00%	0
South Area Head Start	0.00%	0
South Lake Elementary	0.00%	0
Stevenson Elementary	0.00%	0
Sunrise Elementary	0.00%	0
Suntree Elementary	0.00%	0
Surfside Elementary	0.00%	0
Tropical Elementary	0.00%	0
Turner Elementary	0.00%	0
University Park Elementary	0.00%	0
Viera High School VPK program	0.00%	0
Viera Elementary	0.00%	0
West Melbourne Elementary School for Science	0.00%	0

Brevard Public Schools Elementary Parent Survey 2020-2021

Westside Elementary	0.00%	0
Williams Elementary	0.00%	0
TOTAL		181

Q2 What is your child's current grade level?

Answered: 181 Skipped: 0

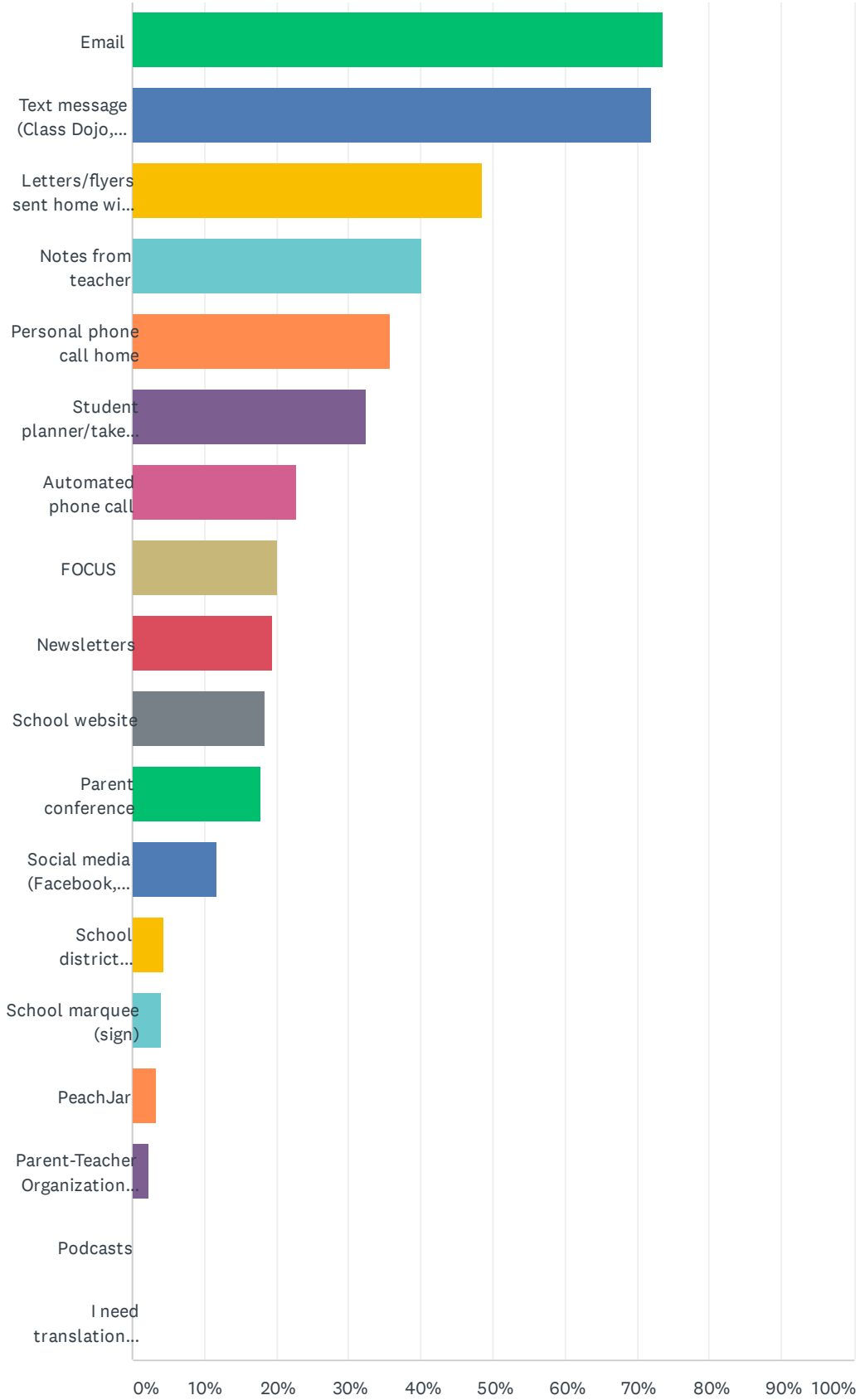


ANSWER CHOICES	RESPONSES	
PreK	7.73%	14
K	20.44%	37
TK-1	0.00%	0
1	20.99%	38
2	16.02%	29
3	14.92%	27
4	11.05%	20
5	14.92%	27
6	11.05%	20
Total Respondents: 181		

Q3 What is the best way for us to get important information regarding school events and/or your child's progress from the school? (check all that apply)

Answered: 179 Skipped: 2

Brevard Public Schools Elementary Parent Survey 2020-2021

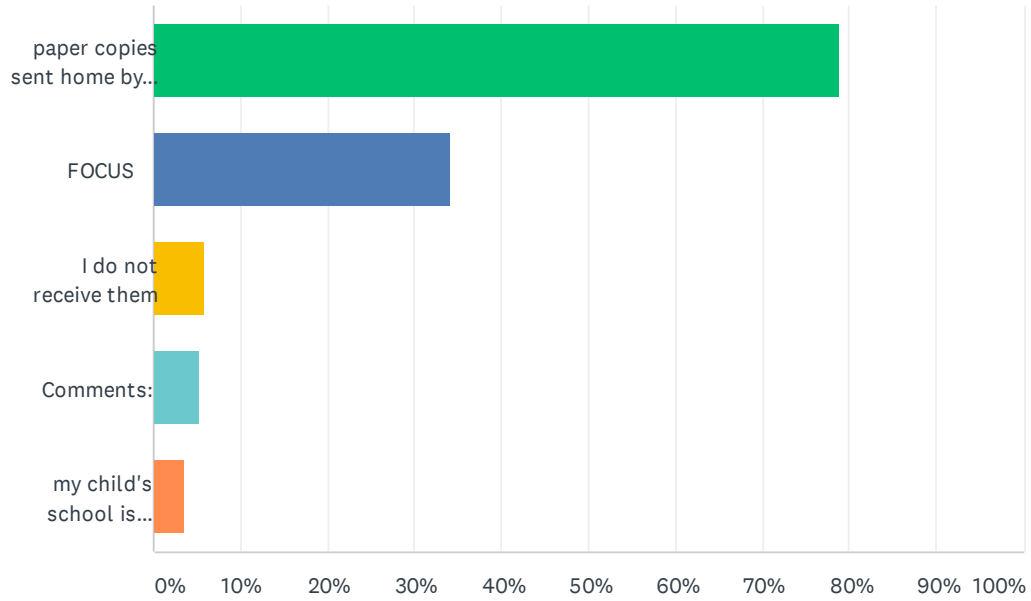


Brevard Public Schools Elementary Parent Survey 2020-2021

ANSWER CHOICES	RESPONSES	
Email	73.74%	132
Text message (Class Dojo, Remind)	72.07%	129
Letters/flyers sent home with students	48.60%	87
Notes from teacher	40.22%	72
Personal phone call home	35.75%	64
Student planner/take-home folder	32.40%	58
Automated phone call	22.91%	41
FOCUS	20.11%	36
Newsletters	19.55%	35
School website	18.44%	33
Parent conference	17.88%	32
Social media (Facebook, Twitter)	11.73%	21
School district website	4.47%	8
School marquee (sign)	3.91%	7
PeachJar	3.35%	6
Parent-Teacher Organization (PTO/PTA)	2.23%	4
Podcasts	0.00%	0
I need translation assistance	0.00%	0
Total Respondents: 179		

Q4 How do you receive interim reports and report cards?

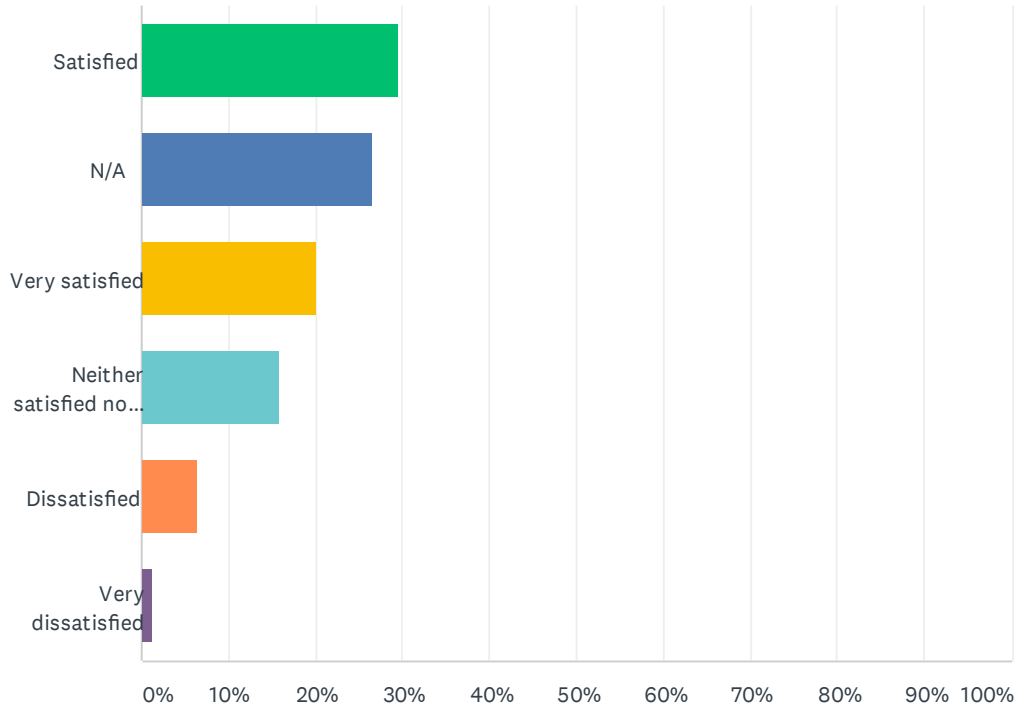
Answered: 170 Skipped: 11



ANSWER CHOICES	RESPONSES	
paper copies sent home by the school	78.82%	134
FOCUS	34.12%	58
I do not receive them	5.88%	10
Comments:	5.29%	9
my child's school is paperless	3.53%	6
Total Respondents: 170		

Q5 Please rate your overall experience with Brevard Public School's eLearning program.

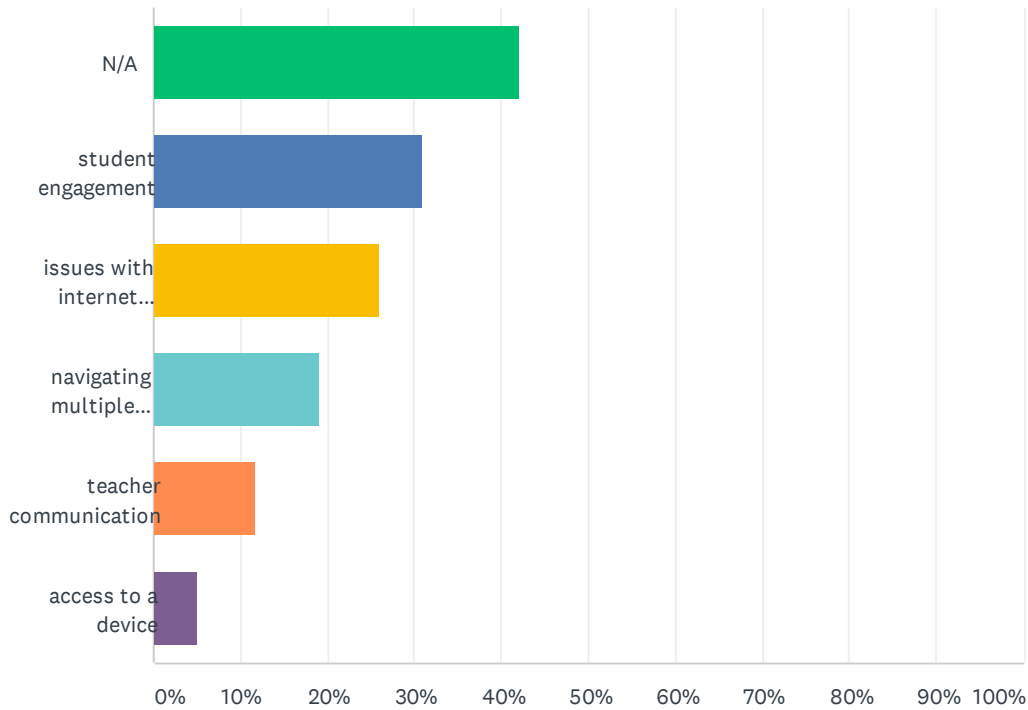
Answered: 169 Skipped: 12



ANSWER CHOICES	RESPONSES	
Satisfied	29.59%	50
N/A	26.63%	45
Very satisfied	20.12%	34
Neither satisfied nor dissatisfied	15.98%	27
Dissatisfied	6.51%	11
Very dissatisfied	1.18%	2
TOTAL		169

Q6 What has been the biggest challenge with the eLearning environment?

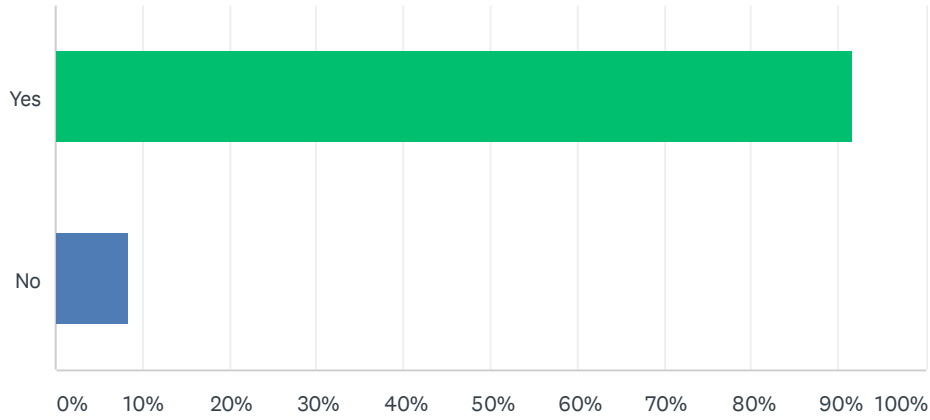
Answered: 162 Skipped: 19



ANSWER CHOICES	RESPONSES	
N/A	41.98%	68
student engagement	30.86%	50
issues with internet connection	25.93%	42
navigating multiple learning platforms (Google Classroom, FOCUS, etc)	19.14%	31
teacher communication	11.73%	19
access to a device	4.94%	8
Total Respondents: 162		

Q7 Do you feel welcome at your child's school?

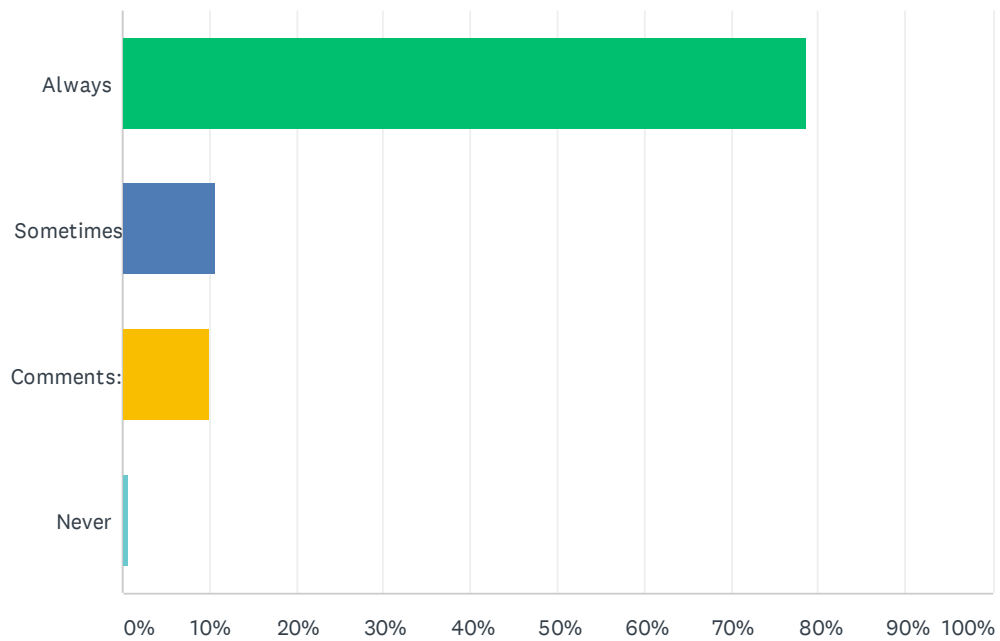
Answered: 167 Skipped: 14



ANSWER CHOICES	RESPONSES	
Yes	91.62%	153
No	8.38%	14
TOTAL		167

Q8 The office staff at my school is polite and is helpful in answering my questions or concerns.

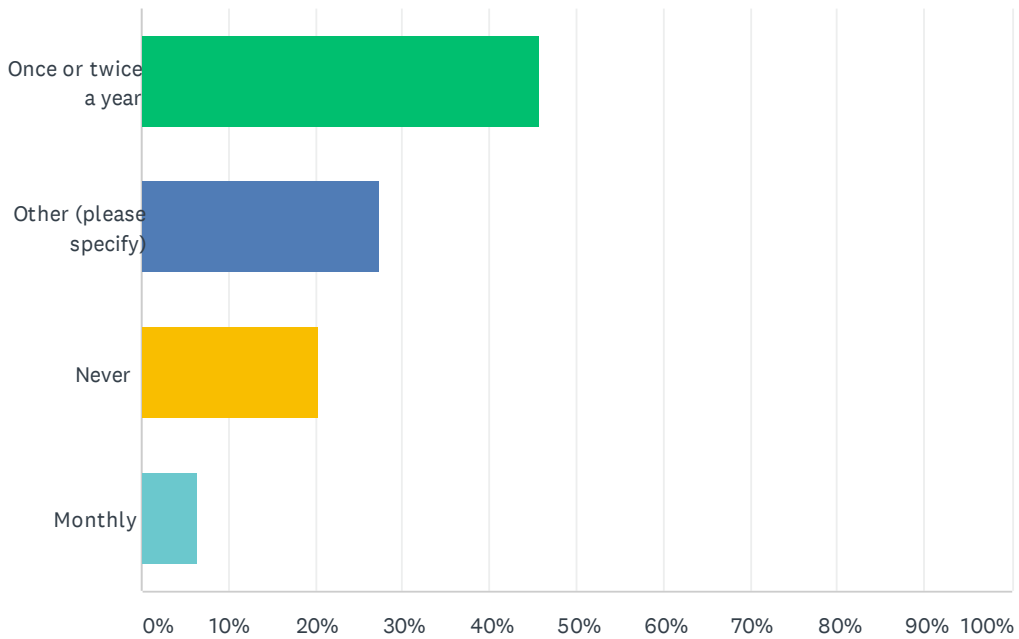
Answered: 169 Skipped: 12



ANSWER CHOICES	RESPONSES	
Always	78.70%	133
Sometimes	10.65%	18
Comments:	10.06%	17
Never	0.59%	1
TOTAL		169

Q9 In the past year, how often did you attend a parent meeting or event at your child's school that supported your child's academic success?

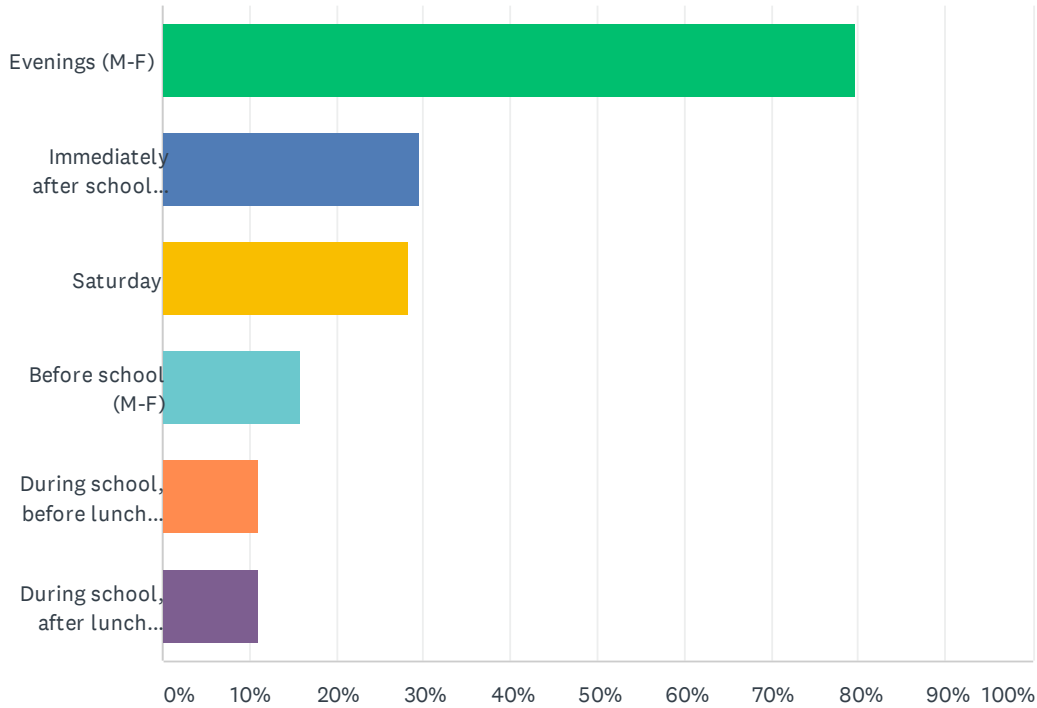
Answered: 168 Skipped: 13



ANSWER CHOICES	RESPONSES	
Once or twice a year	45.83%	77
Other (please specify)	27.38%	46
Never	20.24%	34
Monthly	6.55%	11
TOTAL		168

Q10 When is the best time for you to attend a school event for families?

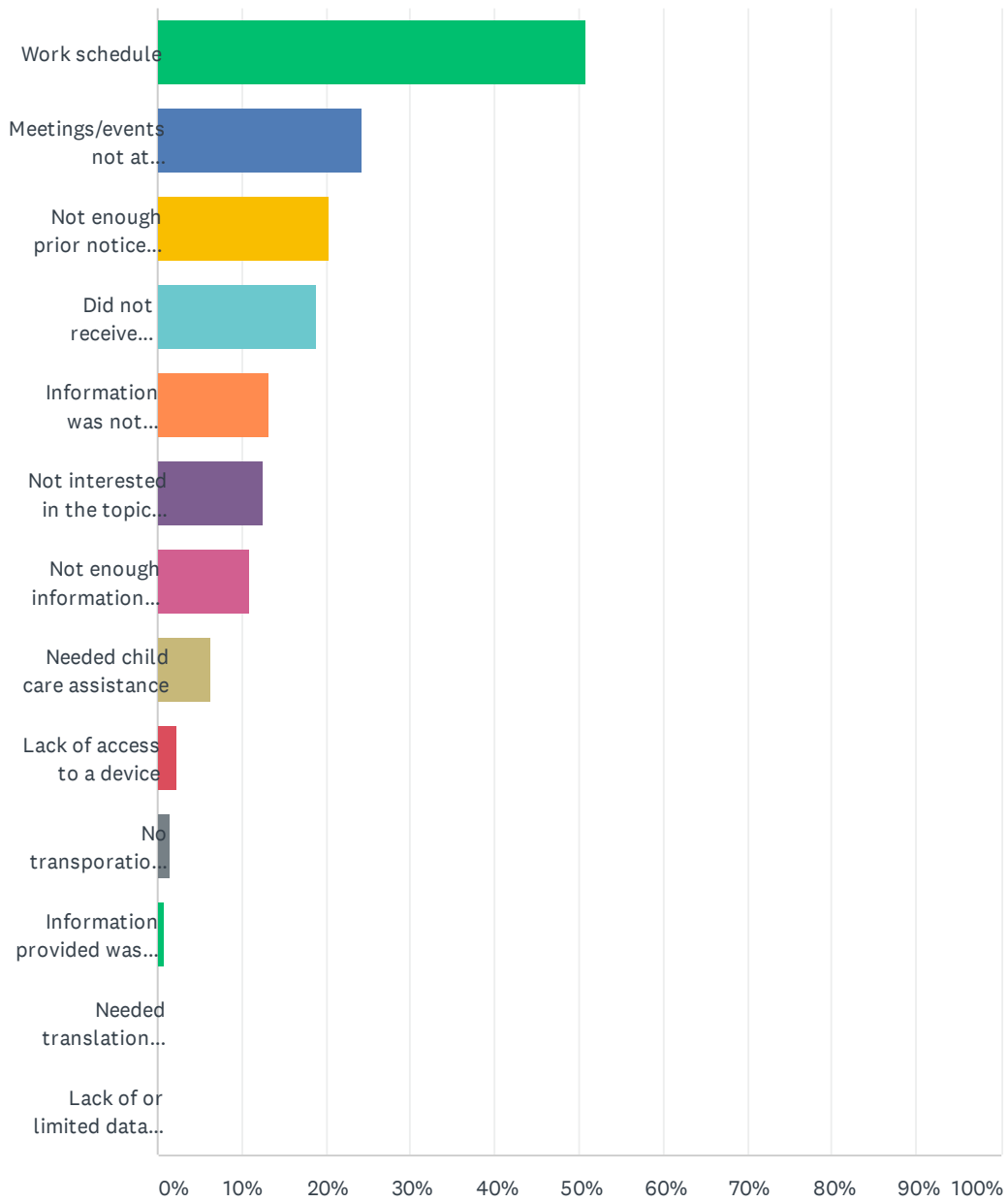
Answered: 163 Skipped: 18



ANSWER CHOICES	RESPONSES	
Evenings (M-F)	79.75%	130
Immediately after school (M-F)	29.45%	48
Saturday	28.22%	46
Before school (M-F)	15.95%	26
During school, before lunch (M-F)	11.04%	18
During school, after lunch (M-F)	11.04%	18
Total Respondents: 163		

Q11 If you were unable to attend informational meetings or academic events, please share why. (Check all that apply)

Answered: 128 Skipped: 53

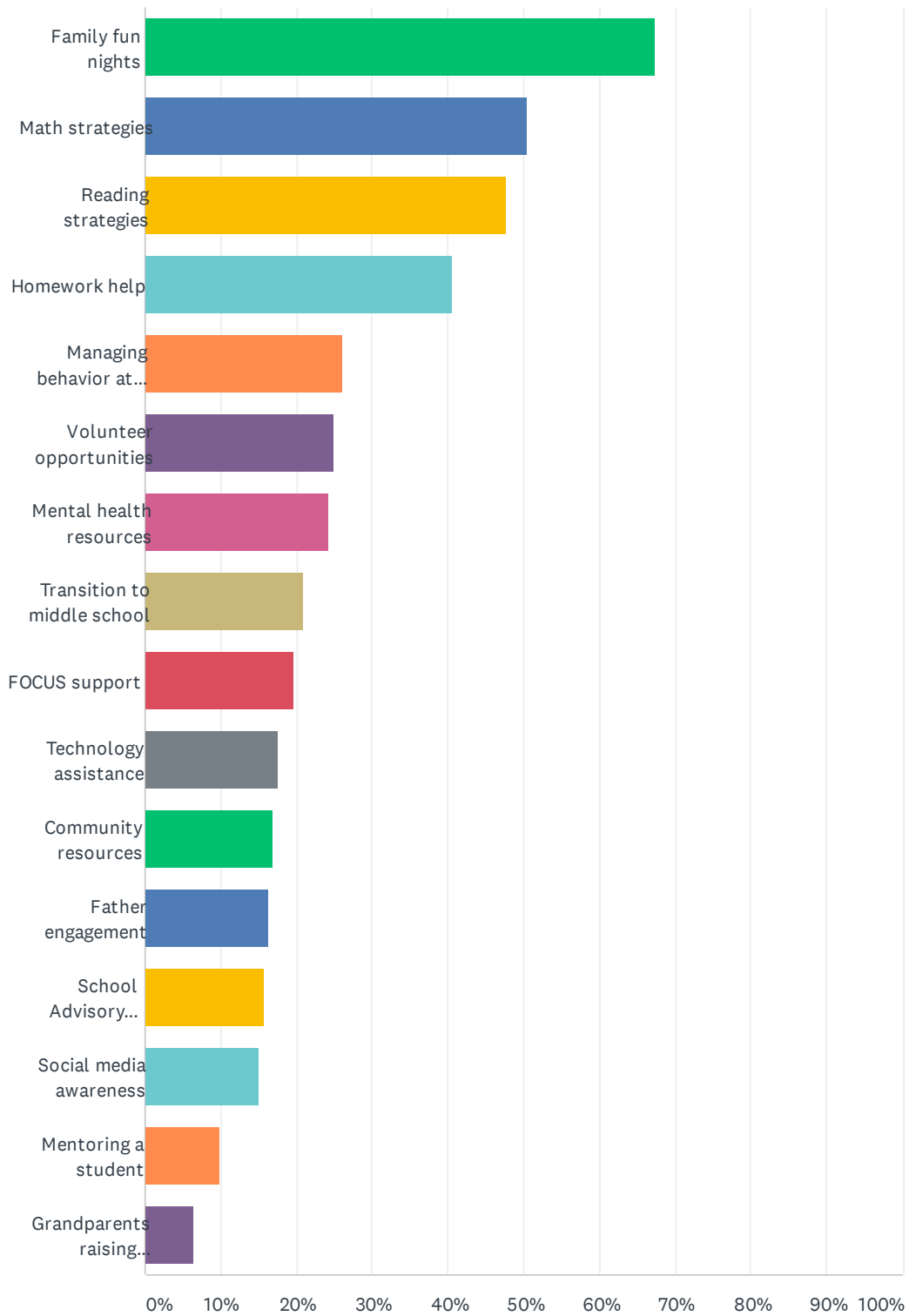


Brevard Public Schools Elementary Parent Survey 2020-2021

ANSWER CHOICES	RESPONSES	
Work schedule	50.78%	65
Meetings/events not at convenient times	24.22%	31
Not enough prior notice provided	20.31%	26
Did not receive information about meetings/events	18.75%	24
Information was not relevant to me/my child	13.28%	17
Not interested in the topics presented	12.50%	16
Not enough information provided	10.94%	14
Needed child care assistance	6.25%	8
Lack of access to a device	2.34%	3
No transportation to get to meetings/events	1.56%	2
Information provided was difficult to understand	0.78%	1
Needed translation services	0.00%	0
Lack of or limited data plan	0.00%	0
Total Respondents: 128		

Q12 Which of the following informational meetings and activities would you participate in or attend?

Answered: 153 Skipped: 28



Brevard Public Schools Elementary Parent Survey 2020-2021

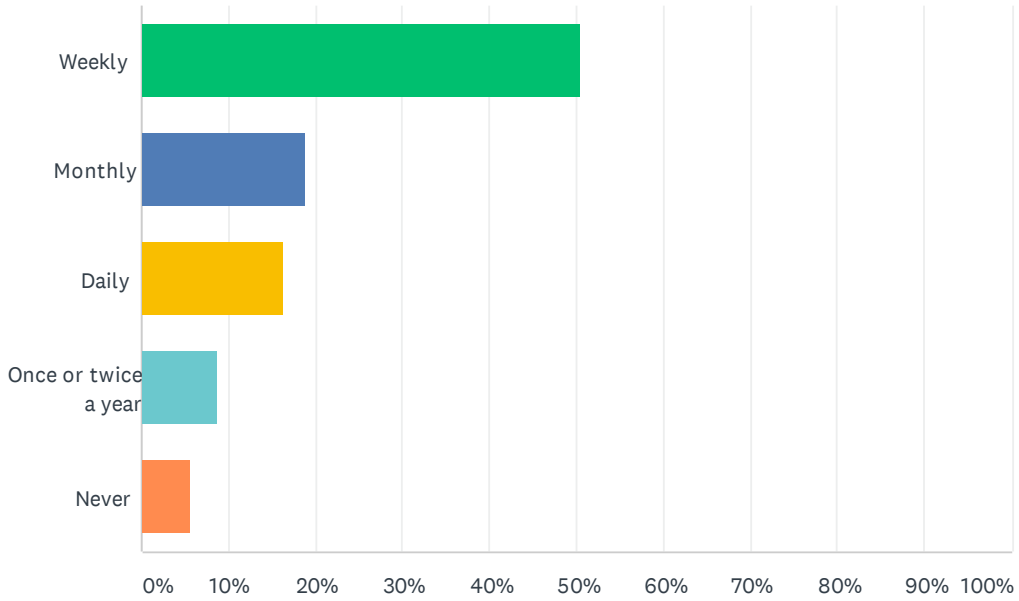
ANSWER CHOICES	RESPONSES	
Family fun nights	67.32%	103
Math strategies	50.33%	77
Reading strategies	47.71%	73
Homework help	40.52%	62
Managing behavior at home	26.14%	40
Volunteer opportunities	24.84%	38
Mental health resources	24.18%	37
Transition to middle school	20.92%	32
FOCUS support	19.61%	30
Technology assistance	17.65%	27
Community resources	16.99%	26
Father engagement	16.34%	25
School Advisory Council (SAC) or Parent-Teacher Organization (PTO/PTA)	15.69%	24
Social media awareness	15.03%	23
Mentoring a student	9.80%	15
Grandparents raising grandchildren	6.54%	10
Total Respondents: 153		

Q13 In what ways can family engagement be strengthened at your child's school?

Answered: 66 Skipped: 115

Q14 How often do you communicate with your child's teachers?

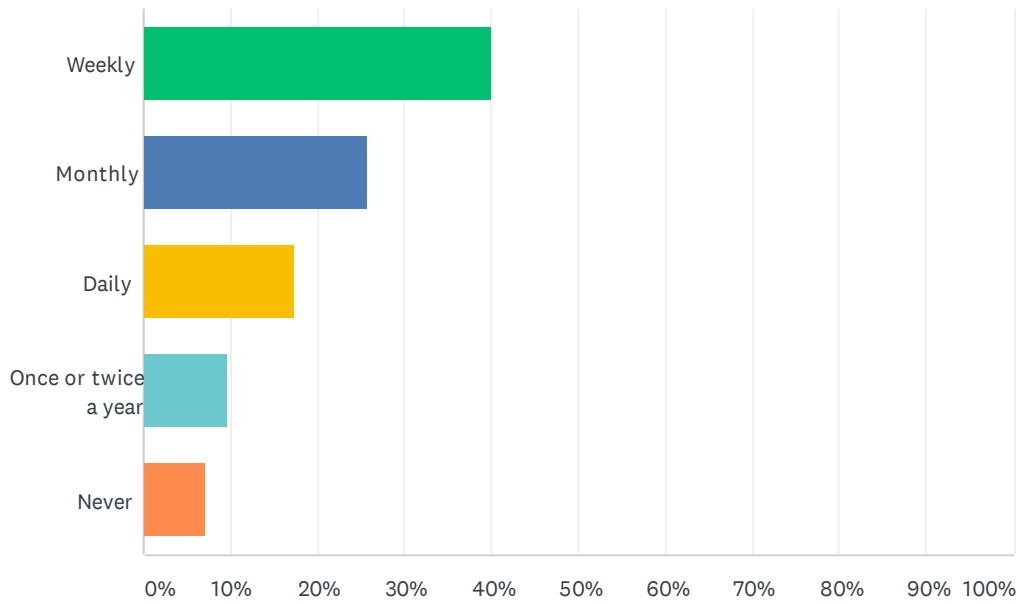
Answered: 159 Skipped: 22



ANSWER CHOICES	RESPONSES	
Weekly	50.31%	80
Monthly	18.87%	30
Daily	16.35%	26
Once or twice a year	8.81%	14
Never	5.66%	9
TOTAL		159

Q15 How often does your child's teacher communicate with you about your child's progress?

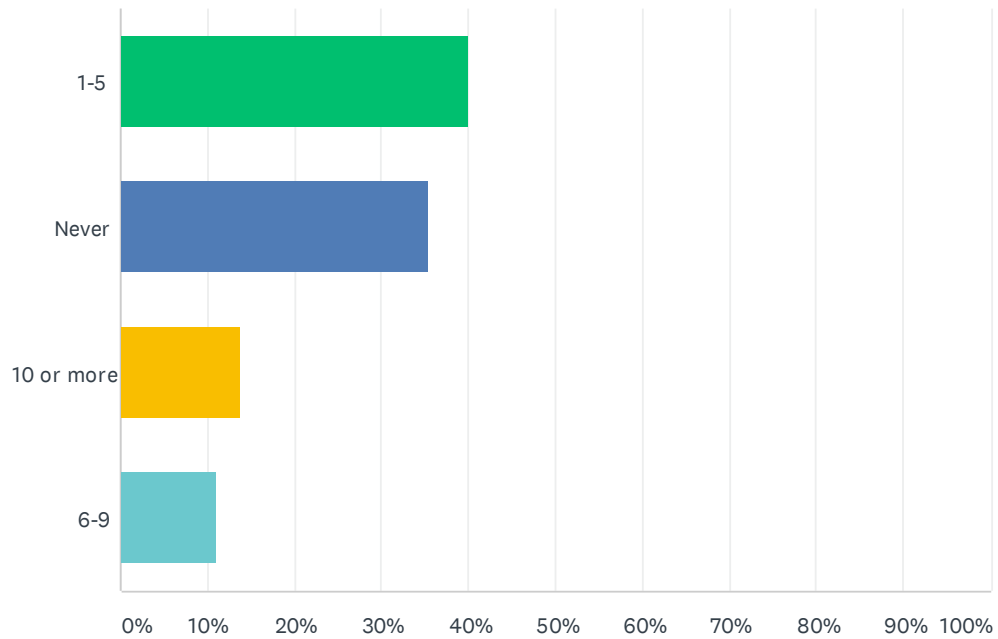
Answered: 155 Skipped: 26



ANSWER CHOICES	RESPONSES	
Weekly	40.00%	62
Monthly	25.81%	40
Daily	17.42%	27
Once or twice a year	9.68%	15
Never	7.10%	11
TOTAL		155

Q16 How many times per month do you access your child's grades and attendance information through FOCUS?

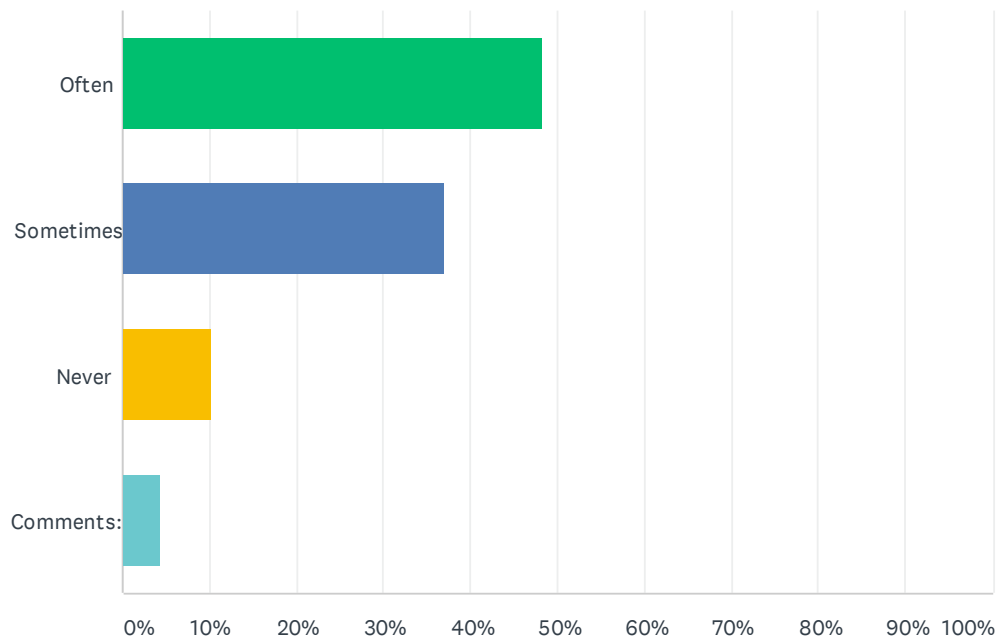
Answered: 153 Skipped: 28



ANSWER CHOICES	RESPONSES
1-5	39.87% 61
Never	35.29% 54
10 or more	13.73% 21
6-9	11.11% 17
TOTAL	153

Q17 How often does your child's school or teachers provide you with information about ways you can help your child's learning at home?

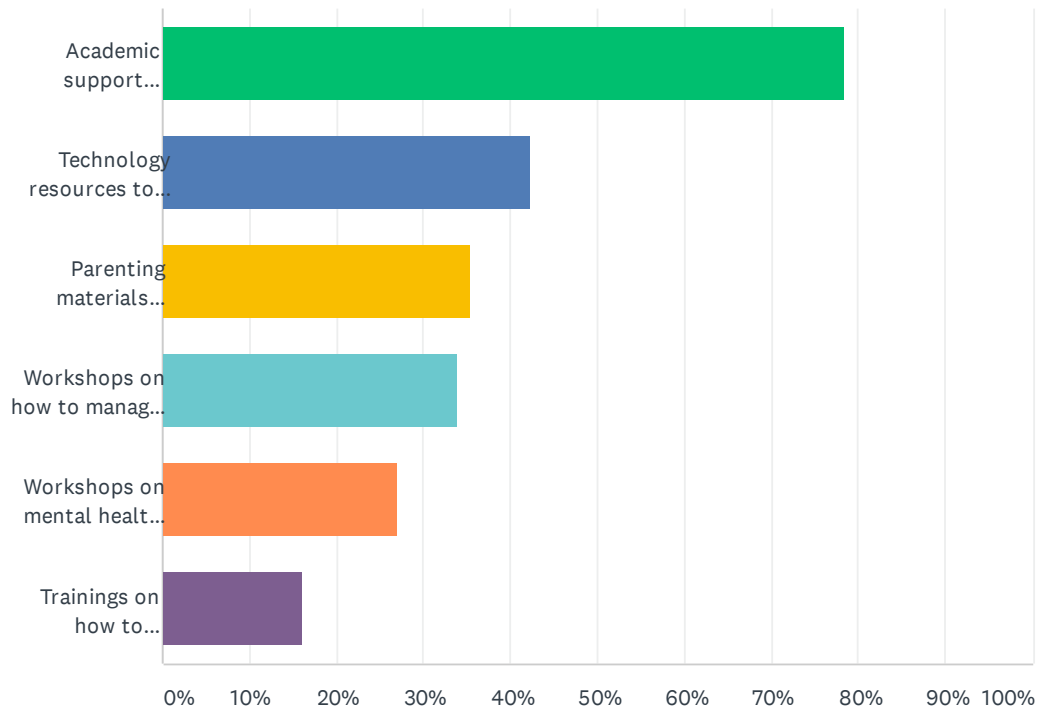
Answered: 157 Skipped: 24



ANSWER CHOICES	RESPONSES	
Often	48.41%	76
Sometimes	36.94%	58
Never	10.19%	16
Comments:	4.46%	7
TOTAL		157

Q18 What types of family engagement resources would you use if they were provided at your school?

Answered: 130 Skipped: 51



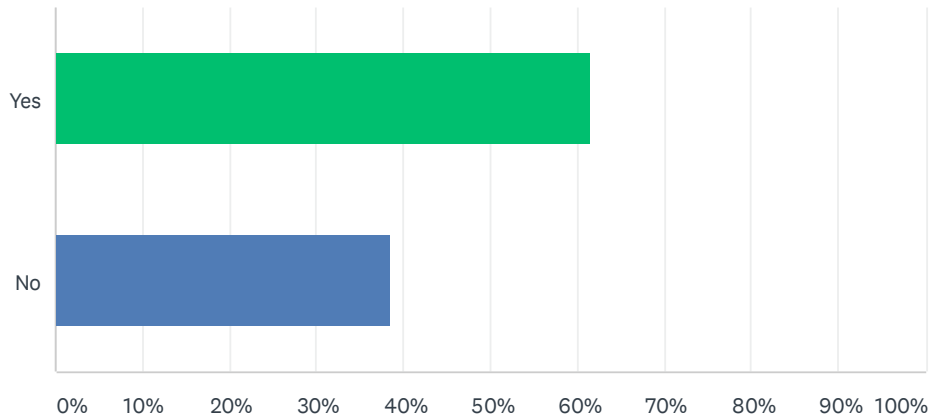
ANSWER CHOICES	RESPONSES	
Academic support materials for families to use at home	78.46%	102
Technology resources to support learning at home	42.31%	55
Parenting materials (articles and books for check out)	35.38%	46
Workshops on how to manage behaviors at home	33.85%	44
Workshops on mental health resources	26.92%	35
Trainings on how to participate in school decision-making committees	16.15%	21
Total Respondents: 130		

Q19 What can Brevard Public Schools do to ensure your child is successful in elementary school?

Answered: 74 Skipped: 107

Q20 Have you been given opportunities to provide input and feedback into school decisions (school improvement, Title I services, event planning, discipline)?

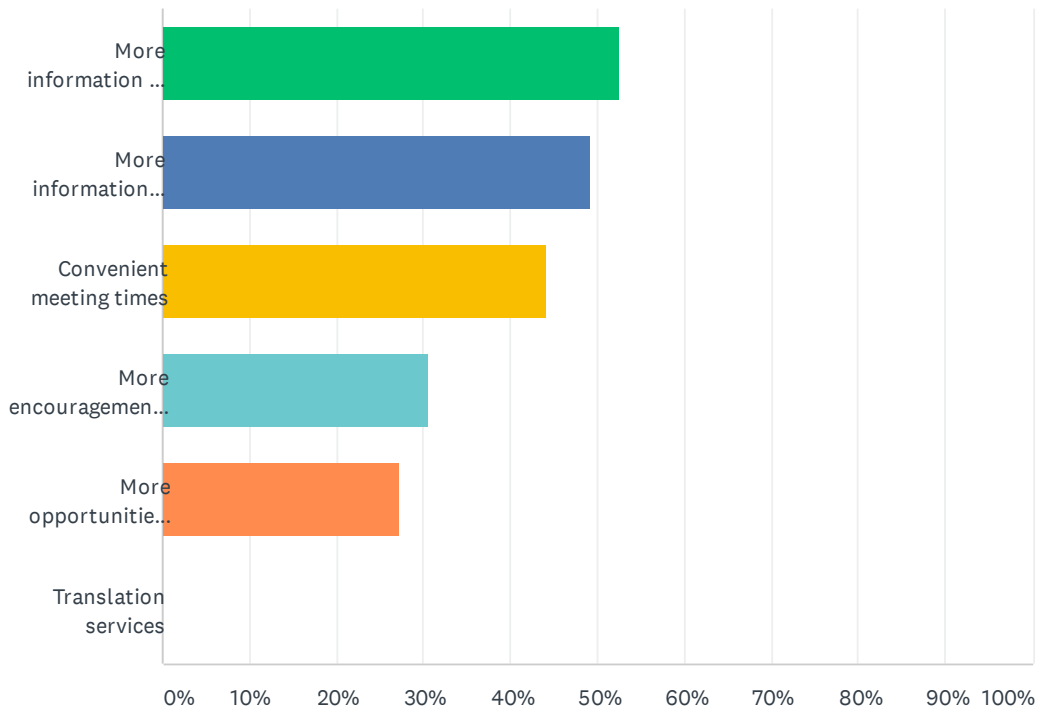
Answered: 151 Skipped: 30



ANSWER CHOICES	RESPONSES	
Yes	61.59%	93
No	38.41%	58
TOTAL		151

Q21 How could your school assist you in playing a more active role in school decision-making?

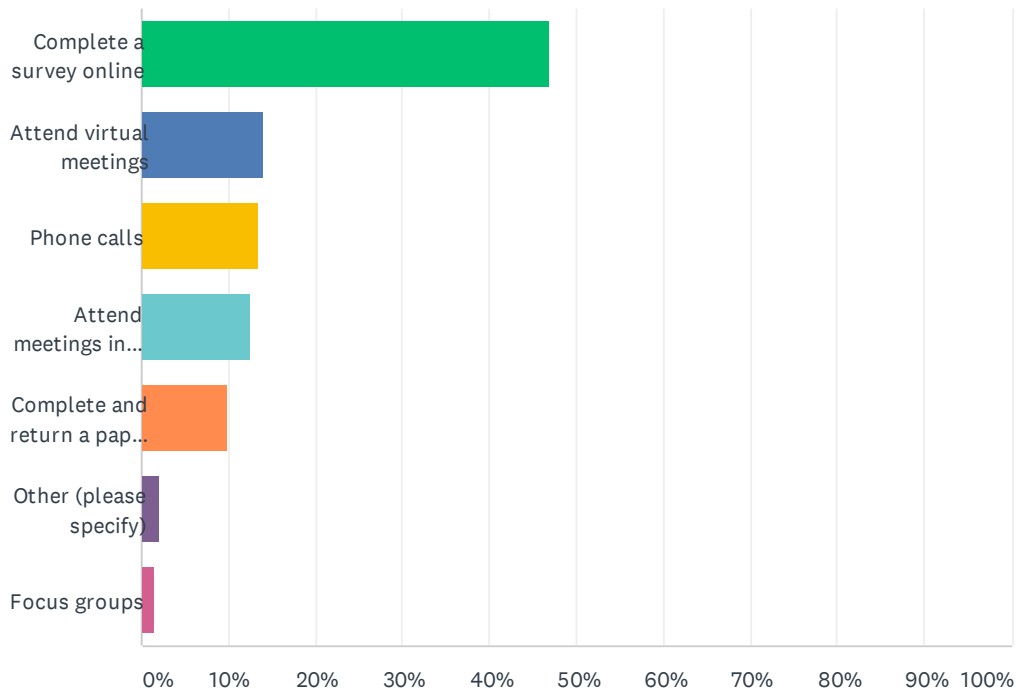
Answered: 118 Skipped: 63



ANSWER CHOICES	RESPONSES	
More information on how to become engaged	52.54%	62
More information about school issues to be addressed	49.15%	58
Convenient meeting times	44.07%	52
More encouragement from the school to become engaged	30.51%	36
More opportunities to share my opinion about school issues	27.12%	32
Translation services	0.00%	0
Total Respondents: 118		

Q22 What is the best way for you to provide input regarding your child's school?

Answered: 143 Skipped: 38



ANSWER CHOICES	RESPONSES	
Complete a survey online	46.85%	67
Attend virtual meetings	13.99%	20
Phone calls	13.29%	19
Attend meetings in person	12.59%	18
Complete and return a paper survey	9.79%	14
Other (please specify)	2.10%	3
Focus groups	1.40%	2
TOTAL		143

Q23 What do you feel is working well at your child's school? (This is your chance to brag about your school and share what you like about it!)

Answered: 89 Skipped: 92

Q24 What do you feel is not working, difficult, and/or needs improvement at your child's school? (This is your chance to tell us what you would like to see changed.)

Answered: 75 Skipped: 106