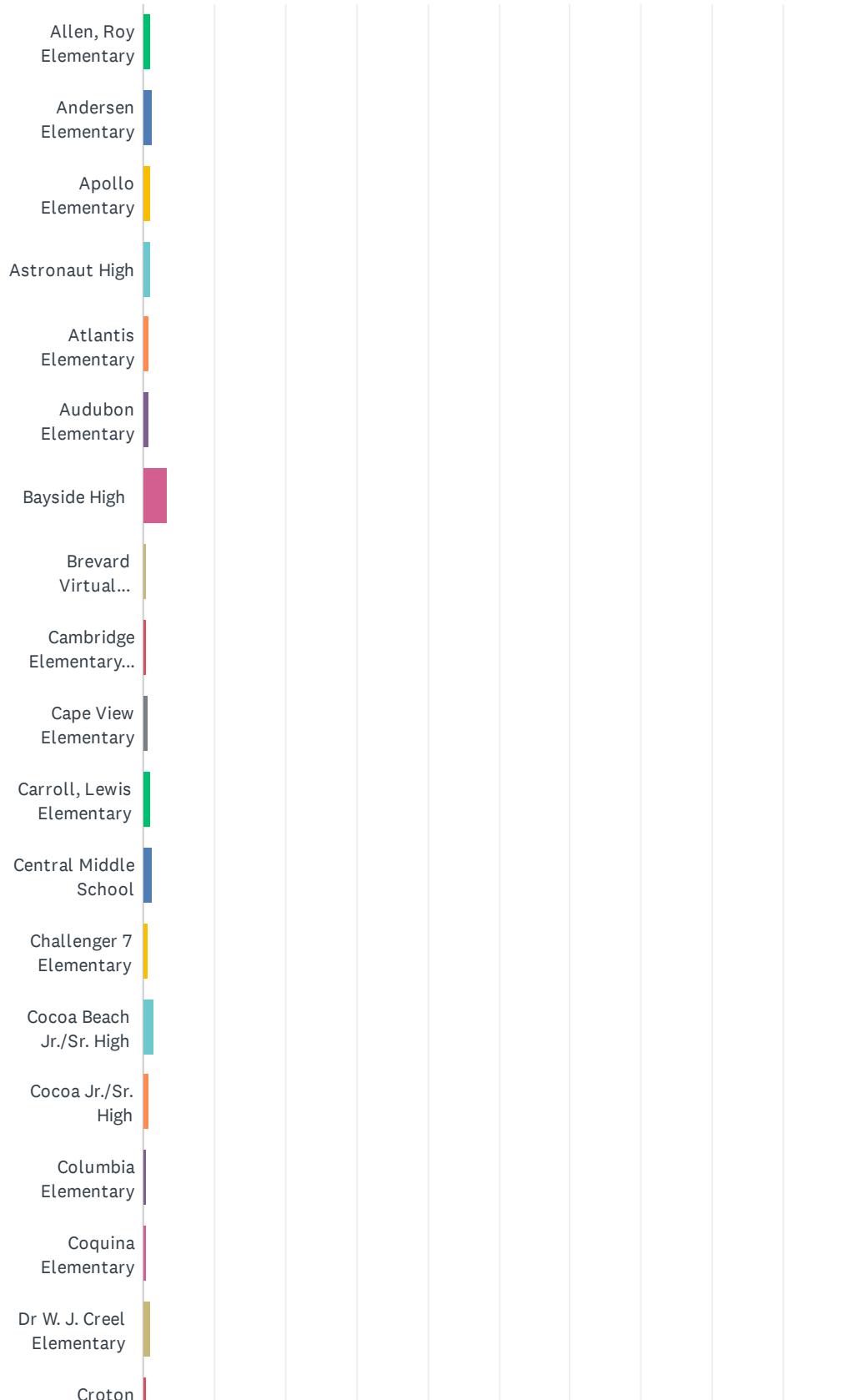
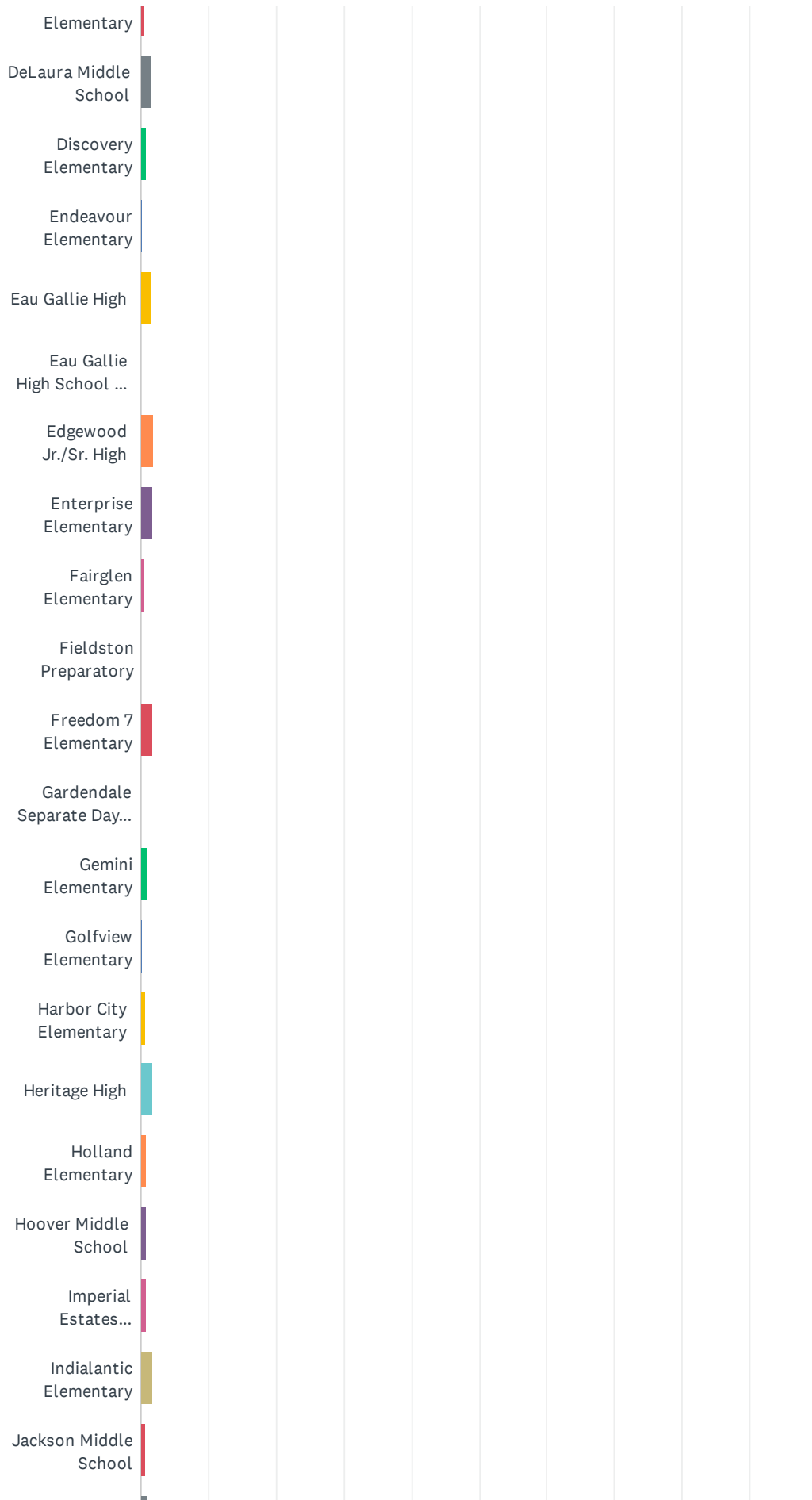


Q1 What school does your child attend?/ ¿A qué escuela asiste su hijo/a?

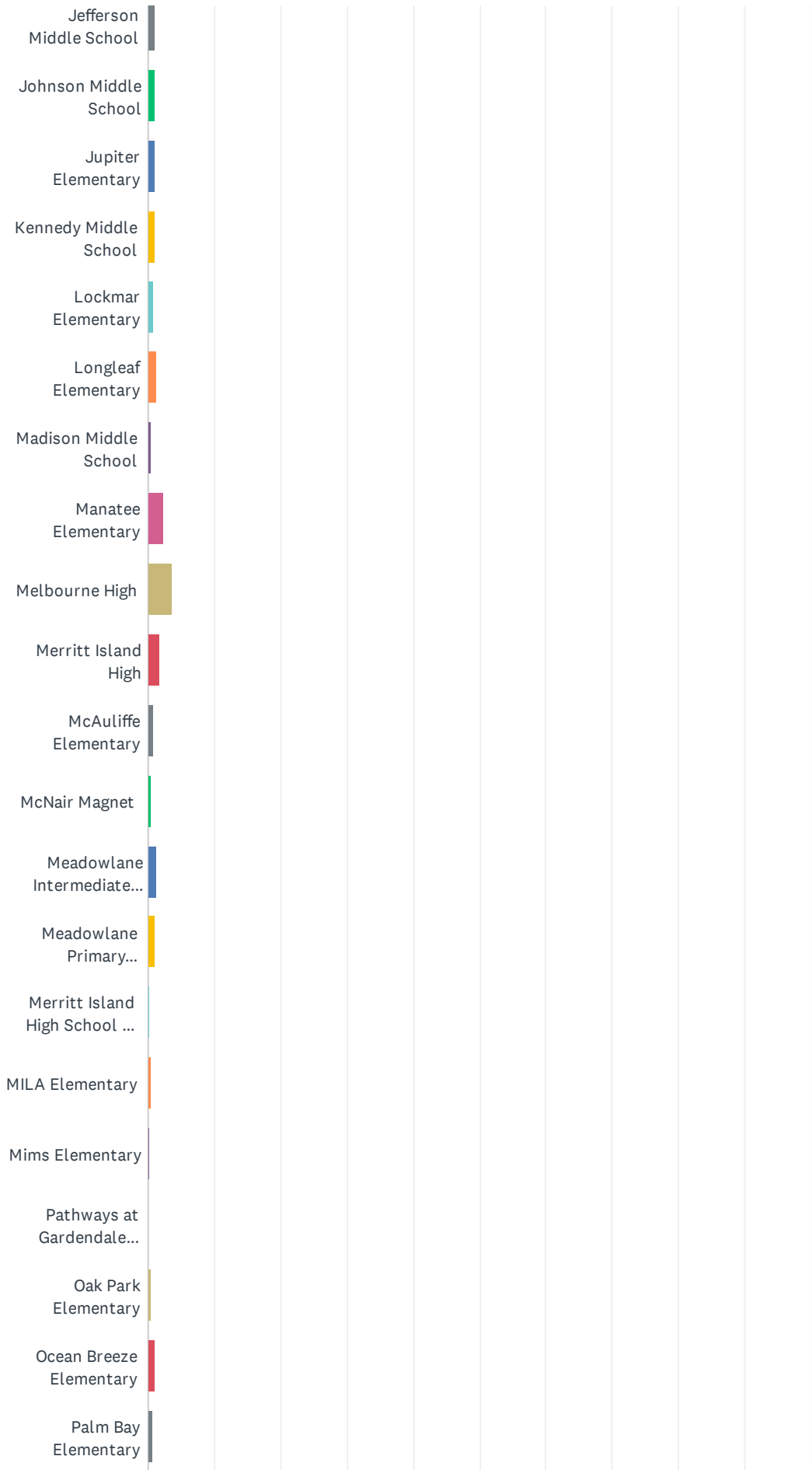
Answered: 17,366 Skipped: 0



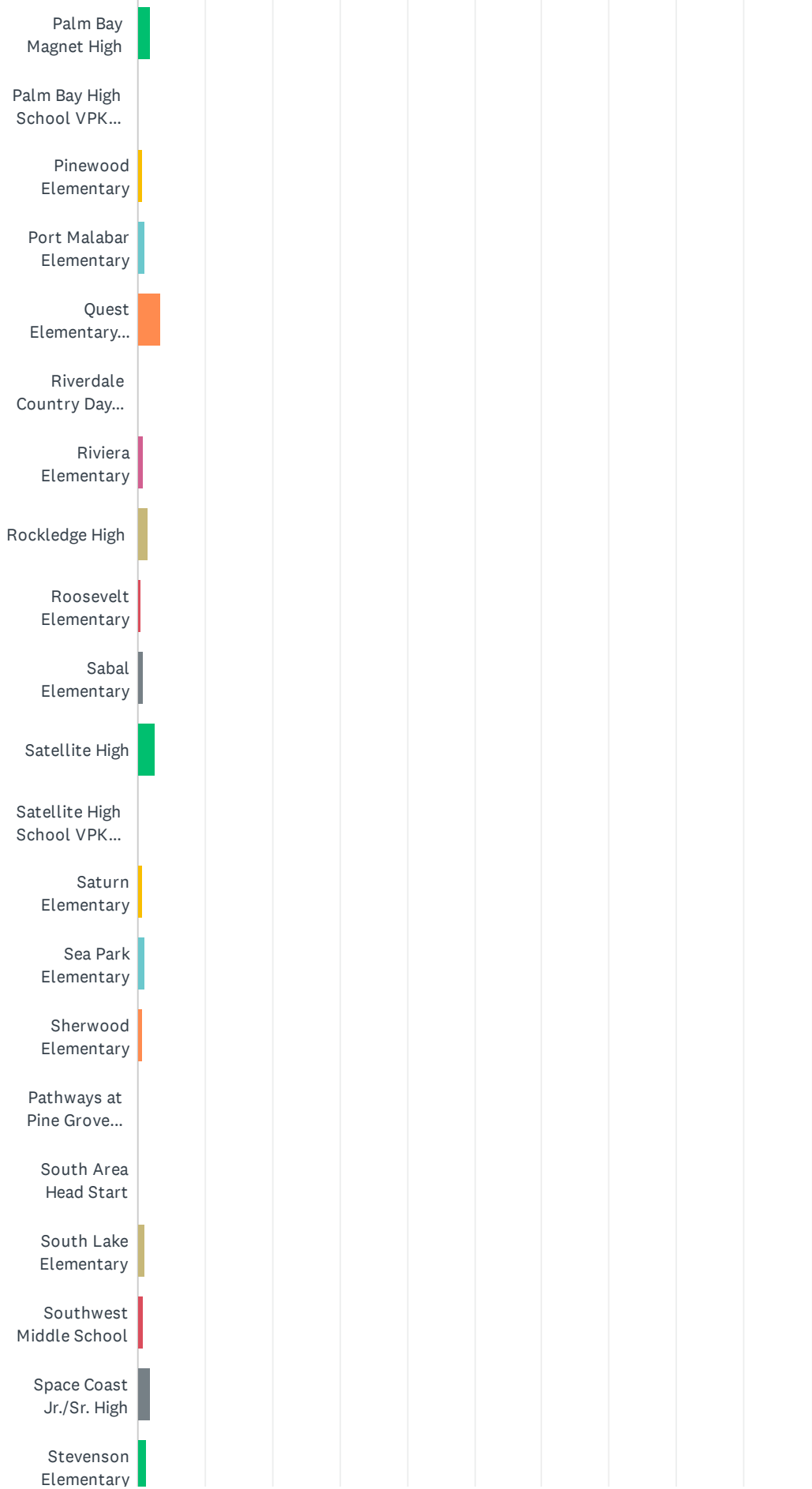
Brevard Public Schools Parent Survey 2022-2023/Encuesta de padres de las Escuelas Públicas de Brevard 2022-2023



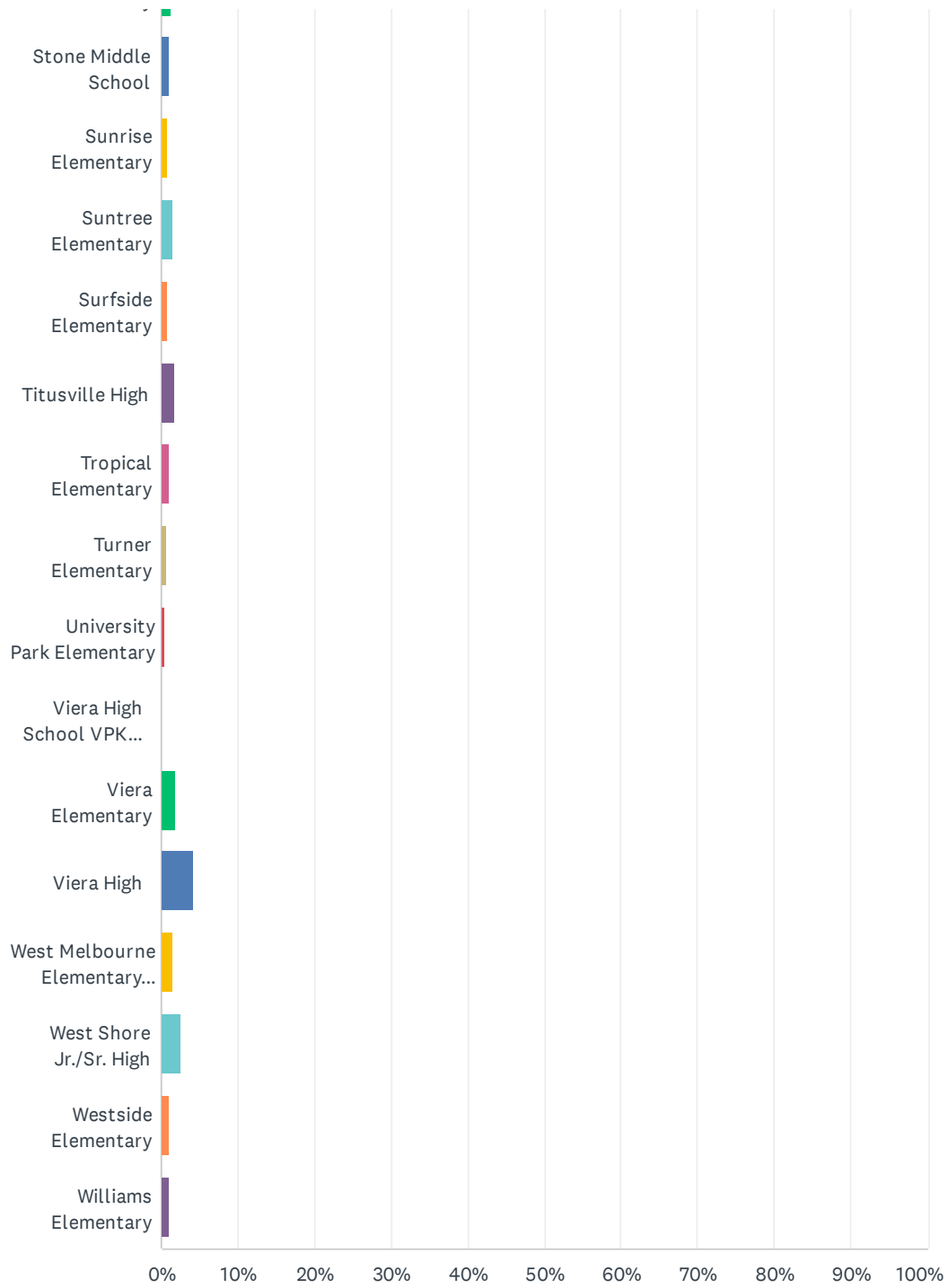
Brevard Public Schools Parent Survey 2022-2023/Encuesta de padres de las Escuelas Públicas de Brevard 2022-2023



Brevard Public Schools Parent Survey 2022-2023/Encuesta de padres de las Escuelas Públicas de Brevard 2022-2023



Brevard Public Schools Parent Survey 2022-2023/Encuesta de padres de las Escuelas Públicas de Brevard 2022-2023



Brevard Public Schools Parent Survey 2022-2023/Encuesta de padres de las Escuelas Públicas de Brevard 2022-2023

ANSWER CHOICES	RESPONSES	
Allen, Roy Elementary	1.07%	186
Andersen Elementary	1.22%	211
Apollo Elementary	0.98%	171
Astronaut High	1.12%	195
Atlantis Elementary	0.94%	163
Audubon Elementary	0.76%	132
Bayside High	3.40%	591
Brevard Virtual Instruction Program (BVIP)	0.37%	64
Cambridge Elementary Magnet	0.38%	66
Cape View Elementary	0.55%	95
Carroll, Lewis Elementary	1.08%	188
Central Middle School	1.34%	233
Challenger 7 Elementary	0.73%	127
Cocoa Beach Jr./Sr. High	1.39%	241
Cocoa Jr./Sr. High	0.85%	148
Columbia Elementary	0.50%	87
Coquina Elementary	0.46%	80
Dr W. J. Creel Elementary	1.09%	190
Croton Elementary	0.45%	79
DeLaura Middle School	1.48%	257
Discovery Elementary	0.93%	161
Endeavour Elementary	0.21%	37
Eau Gallie High	1.46%	253
Eau Gallie High School VPK program	0.04%	7
Edgewood Jr./Sr. High	2.00%	347
Enterprise Elementary	1.72%	298
Fairglen Elementary	0.52%	91
Fieldston Preparatory	0.00%	0
Freedom 7 Elementary	1.61%	279
Gardendale Separate Day School	0.06%	10
Gemini Elementary	0.97%	168
Golfview Elementary	0.30%	52

Brevard Public Schools Parent Survey 2022-2023/Encuesta de padres de las Escuelas Públicas de Brevard 2022-2023

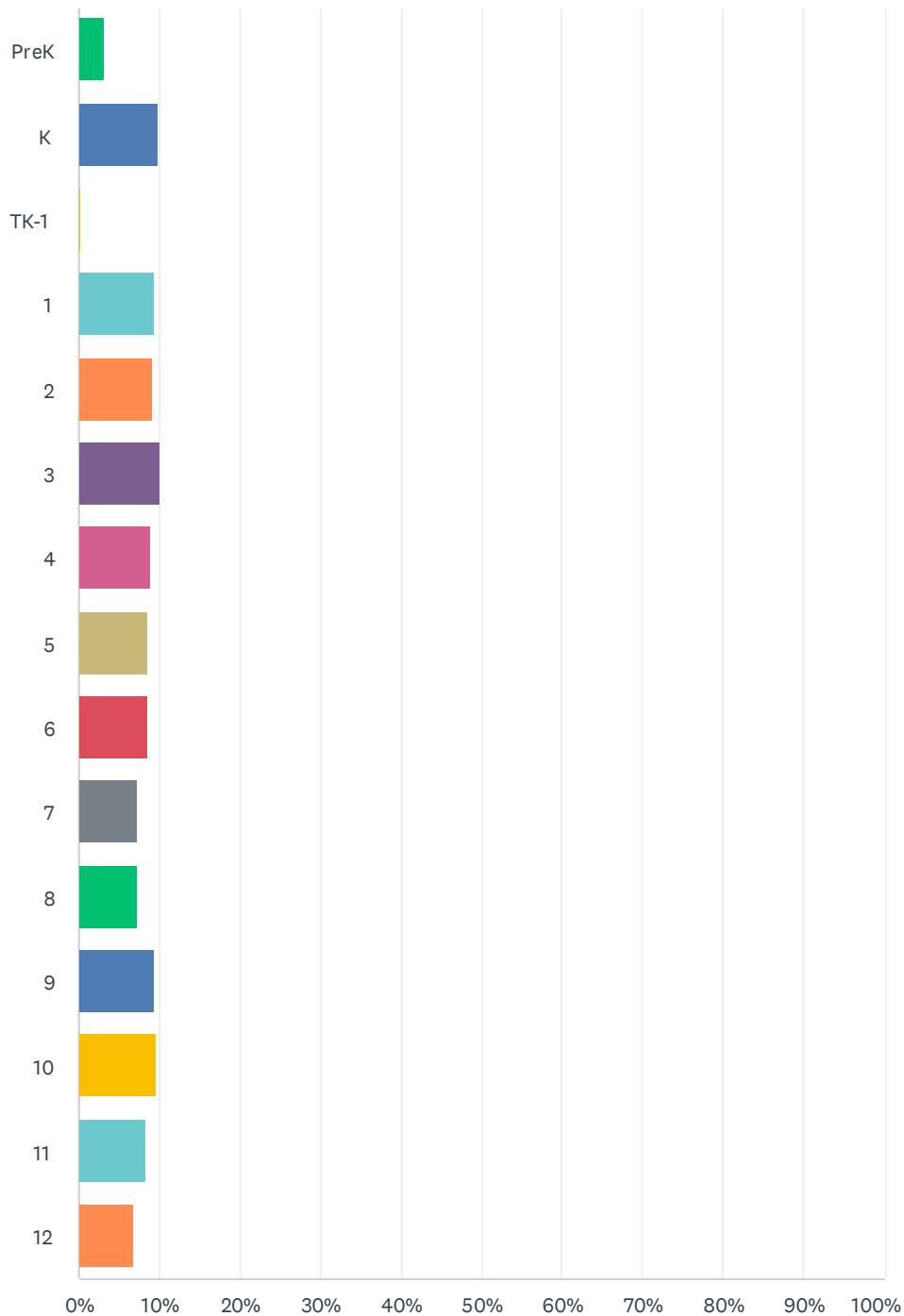
Harbor City Elementary	0.70%	121
Heritage High	1.63%	283
Holland Elementary	0.78%	135
Hoover Middle School	0.90%	156
Imperial Estates Elementary	0.89%	155
Indialantic Elementary	1.72%	299
Jackson Middle School	0.61%	106
Jefferson Middle School	1.02%	178
Johnson Middle School	0.98%	171
Jupiter Elementary	1.11%	193
Kennedy Middle School	1.09%	190
Lockmar Elementary	0.85%	147
Longleaf Elementary	1.35%	234
Madison Middle School	0.36%	63
Manatee Elementary	2.41%	418
Melbourne High	3.68%	639
Merritt Island High	1.69%	294
McAuliffe Elementary	0.96%	166
McNair Magnet	0.43%	75
Meadowlane Intermediate Elementary	1.20%	208
Meadowlane Primary Elementary	1.09%	189
Merritt Island High School VPK program	0.11%	19
MILA Elementary	0.37%	64
Mims Elementary	0.25%	43
Pathways at Gardendale (North/Central Area Alternative Center)	0.06%	11
Oak Park Elementary	0.44%	76
Ocean Breeze Elementary	1.16%	202
Palm Bay Elementary	0.54%	93
Palm Bay Magnet High	1.92%	333
Palm Bay High School VPK program	0.03%	6
Pinewood Elementary	0.67%	116
Port Malabar Elementary	1.01%	175
Quest Elementary School	3.36%	583
Riverdale Country Day School	0.00%	0

Brevard Public Schools Parent Survey 2022-2023/Encuesta de padres de las Escuelas Públicas de Brevard 2022-2023

Riviera Elementary	0.89%	155
Rockledge High	1.55%	270
Roosevelt Elementary	0.53%	92
Sabal Elementary	0.82%	143
Satellite High	2.66%	462
Satellite High School VPK program	0.03%	5
Saturn Elementary	0.70%	121
Sea Park Elementary	0.99%	172
Sherwood Elementary	0.70%	121
Pathways at Pine Grove (South Area Alternative Center)	0.00%	0
South Area Head Start	0.00%	0
South Lake Elementary	1.01%	176
Southwest Middle School	0.93%	161
Space Coast Jr./Sr. High	1.88%	326
Stevenson Elementary	1.37%	238
Stone Middle School	1.05%	183
Sunrise Elementary	0.87%	151
Suntree Elementary	1.60%	277
Surfside Elementary	0.89%	154
Titusville High	1.66%	289
Tropical Elementary	1.06%	184
Turner Elementary	0.62%	107
University Park Elementary	0.50%	87
Viera High School VPK program	0.07%	12
Viera Elementary	1.88%	327
Viera High	4.23%	734
West Melbourne Elementary School for Science	1.46%	254
West Shore Jr./Sr. High	2.64%	458
Westside Elementary	0.99%	172
Williams Elementary	1.08%	187
TOTAL		17,366

Q2 What is your child's current grade level?/¿Cuál es el nivel de grado actual de su hijo/a?

Answered: 17,366 Skipped: 0



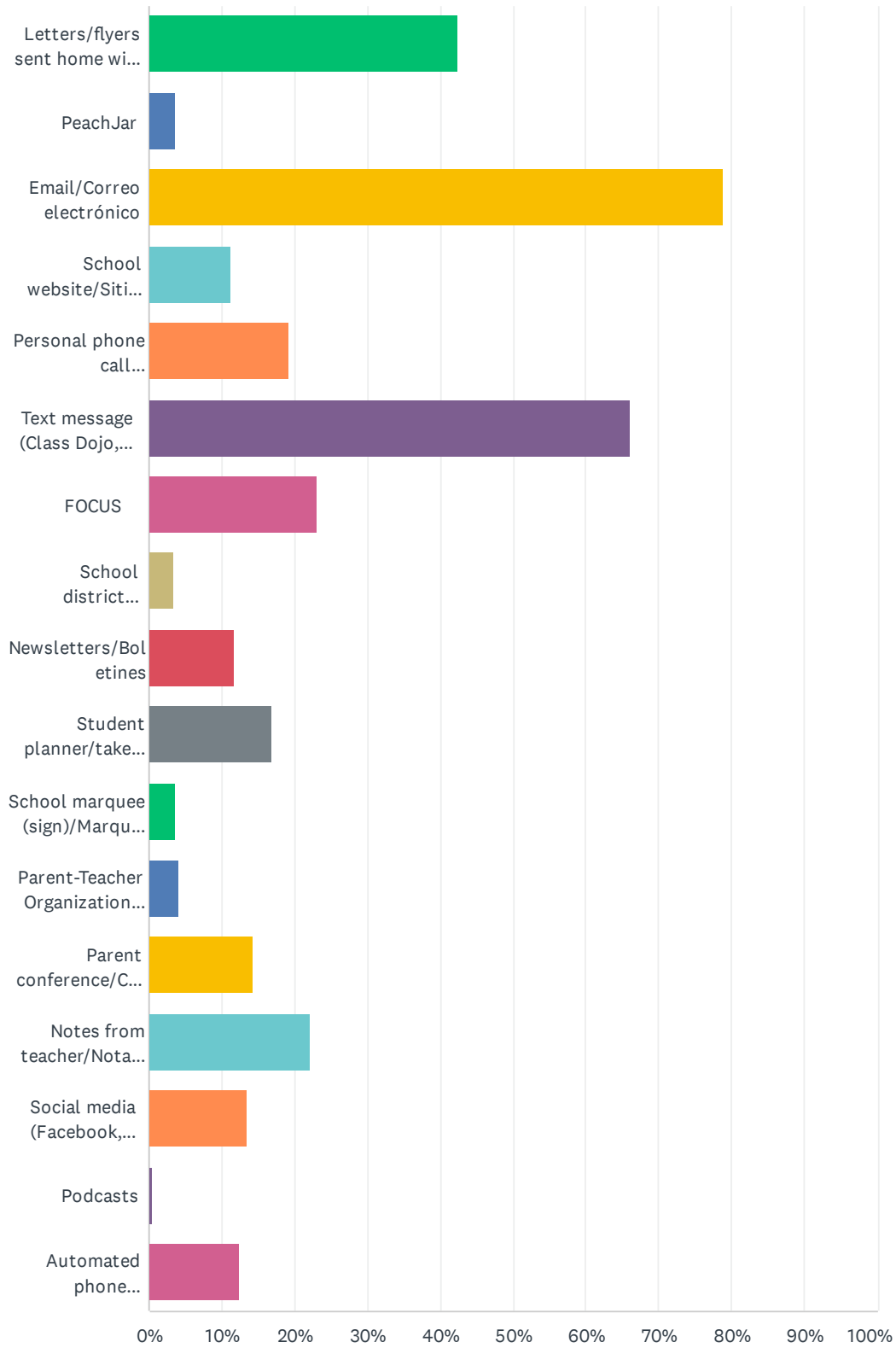
Brevard Public Schools Parent Survey 2022-2023/Encuesta de padres de las Escuelas Públicas de Brevard 2022-2023

ANSWER CHOICES	RESPONSES	
PreK	3.24%	563
K	9.83%	1,707
TK-1	0.14%	25
1	9.37%	1,628
2	9.26%	1,608
3	10.07%	1,748
4	8.87%	1,541
5	8.54%	1,483
6	8.53%	1,482
7	7.27%	1,262
8	7.16%	1,243
9	9.30%	1,615
10	9.49%	1,648
11	8.25%	1,433
12	6.80%	1,181
Total Respondents: 17,366		

Q3 What is the best way to provide you with important information regarding school events and/or your child's progress? (check all that apply)/¿Cuál es la mejor manera de proporcionarle información importante sobre los eventos escolares y / o el progreso de su hijo/a? (comprobar todo lo que corresponda)

Answered: 17,287 Skipped: 79

Brevard Public Schools Parent Survey 2022-2023/Encuesta de padres de las Escuelas Públicas de Brevard 2022-2023

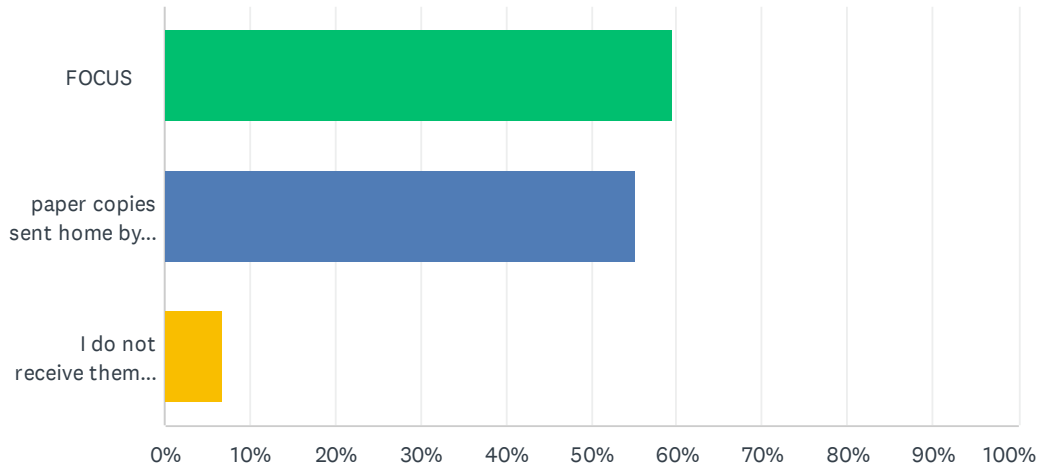


Brevard Public Schools Parent Survey 2022-2023/Encuesta de padres de las Escuelas Públicas de Brevard 2022-2023

ANSWER CHOICES	RESPONSES	
Letters/flyers sent home with students/Cartas/volantes enviados a casa con los estudiantes	42.40%	7,330
PeachJar	3.56%	615
Email/Correo electrónico	78.95%	13,648
School website/Sitio web de la escuela	11.35%	1,962
Personal phone call home/Llamada telefónica personal a casa	19.15%	3,310
Text message (Class Dojo, Remind)/Mensaje de texto (Clase Dojo, Recuerdo)	66.03%	11,414
FOCUS	22.99%	3,974
School district website/Sitio web del distrito escolar	3.41%	589
Newsletters/Boletines	11.63%	2,010
Student planner/take-home folder/Planificador de estudiantes / carpeta para llevar a casa	16.74%	2,894
School marquee (sign)/Marquesina escolar (firmar)	3.63%	627
Parent-Teacher Organization (PTO/PTA)/Organización de Padres y Maestros (PTO/PTA)	4.09%	707
Parent conference/Conferencia de padres	14.27%	2,467
Notes from teacher/Notas del maestro	22.24%	3,844
Social media (Facebook, Twitter)/Redes sociales (Facebook, Twitter)	13.38%	2,313
Podcasts	0.36%	63
Automated phone call/Llamada telefónica automatizada	12.30%	2,126
Total Respondents: 17,287		

Q4 How do you receive interim reports and report cards?/¿Cómo recibe los informes provisionales y las libretas de calificaciones?

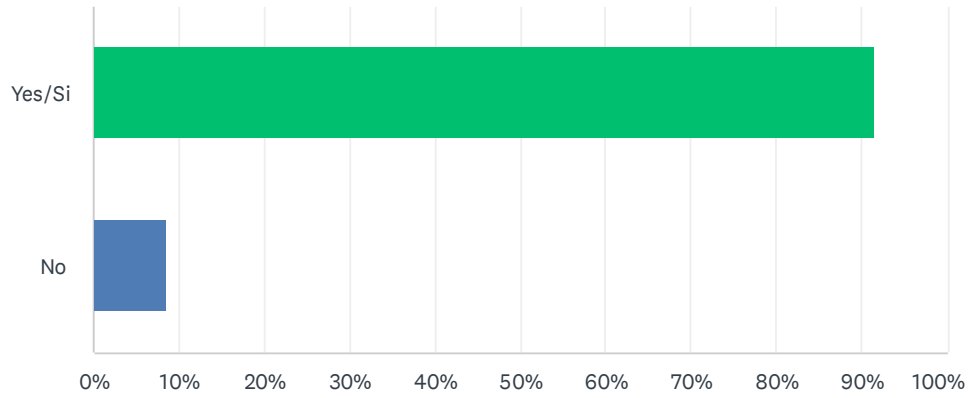
Answered: 16,144 Skipped: 1,222



ANSWER CHOICES	RESPONSES	
FOCUS	59.42%	9,592
paper copies sent home by the school/Copias en papel enviadas a casa por la Escuela	55.30%	8,927
I do not receive them/No los recibo	6.83%	1,103
Total Respondents: 16,144		

Q5 Do you feel welcome at your child's school?/¿Se siente bienvenido en la escuela de su hijo/a?

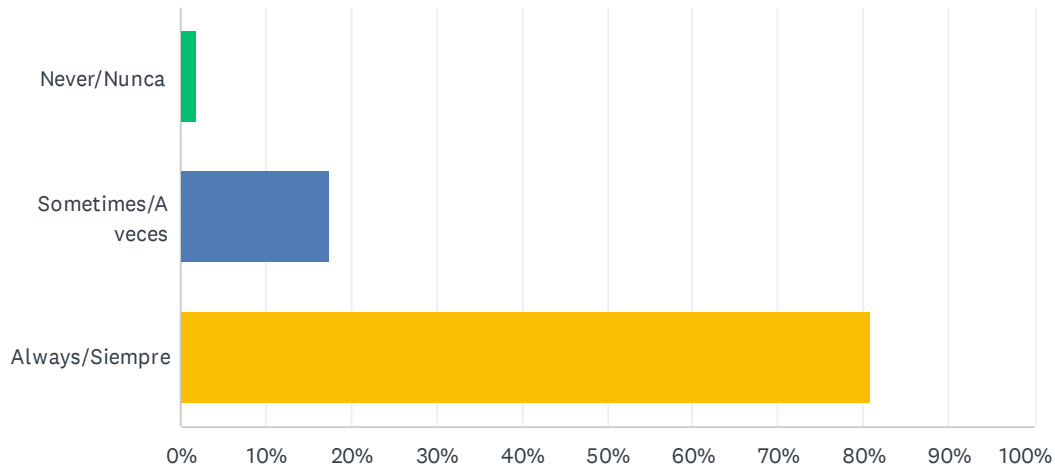
Answered: 16,051 Skipped: 1,315



ANSWER CHOICES	RESPONSES	
Yes/Si	91.41%	14,673
No	8.59%	1,378
TOTAL		16,051

Q6 The office staff at my school is polite and is helpful in addressing my questions or concerns./El personal de la oficina de mi escuela es educado y es útil para abordar mis preguntas o inquietudes.

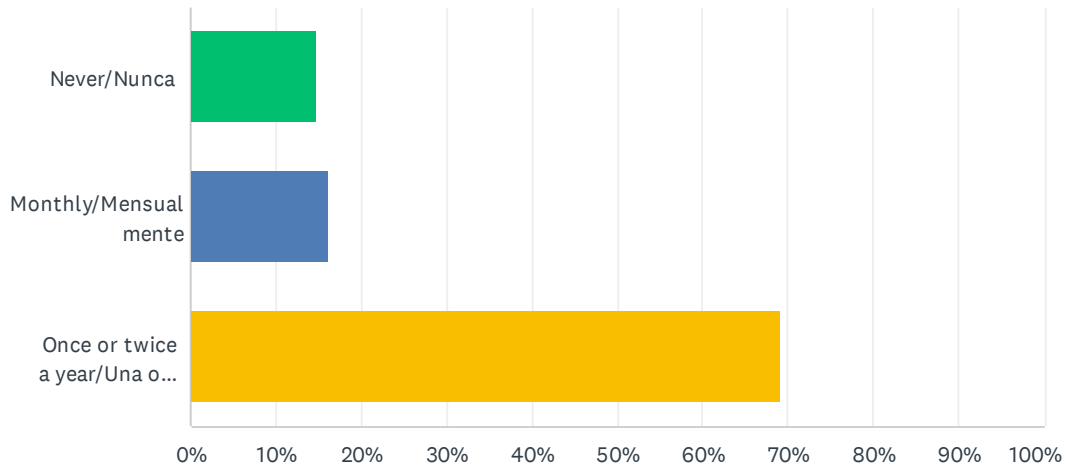
Answered: 16,191 Skipped: 1,175



ANSWER CHOICES	RESPONSES
Never/Nunca	1.82% 294
Sometimes/A veces	17.42% 2,821
Always/Siempre	80.76% 13,076
TOTAL	16,191

Q7 How often did you attend a parent meeting or event at your child's school that supported your child's academic success?/¿Con qué frecuencia asistió a una reunión o evento de padres en la escuela de su hijo/a que apoyó el éxito académico de su hijo?

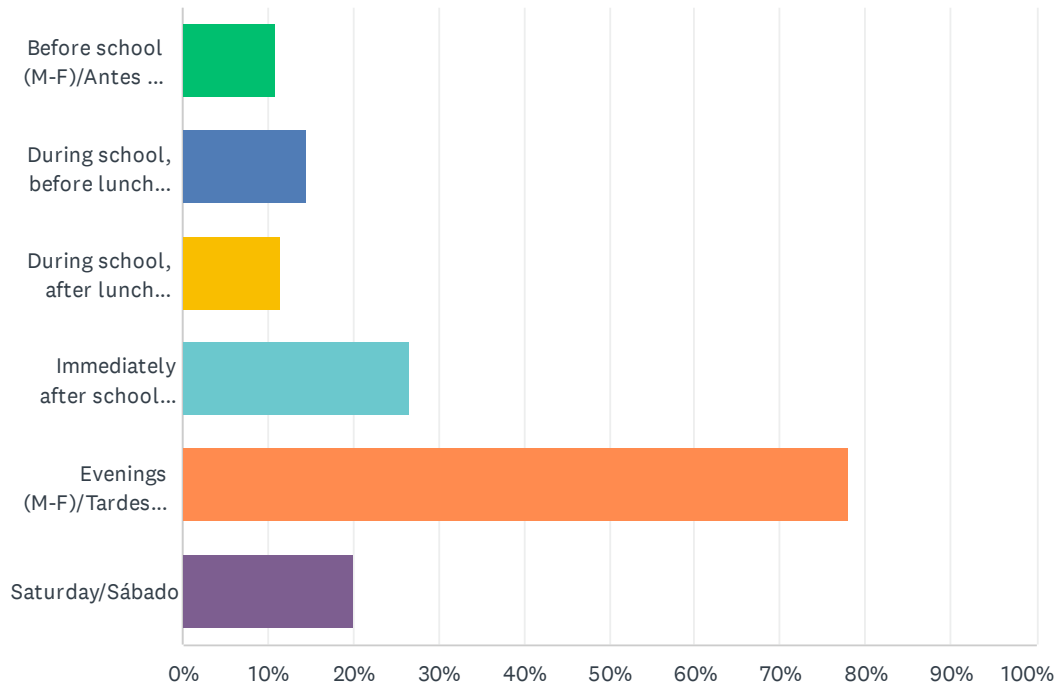
Answered: 15,486 Skipped: 1,880



ANSWER CHOICES	RESPONSES	
Never/Nunca	14.76%	2,286
Monthly/Mensualmente	16.20%	2,508
Once or twice a year/Una o dos veces al año	69.04%	10,692
TOTAL		15,486

Q8 When is the best time for you to attend a school event for families?/ ¿Cuándo es el mejor momento para asistir a un evento escolar para familias?

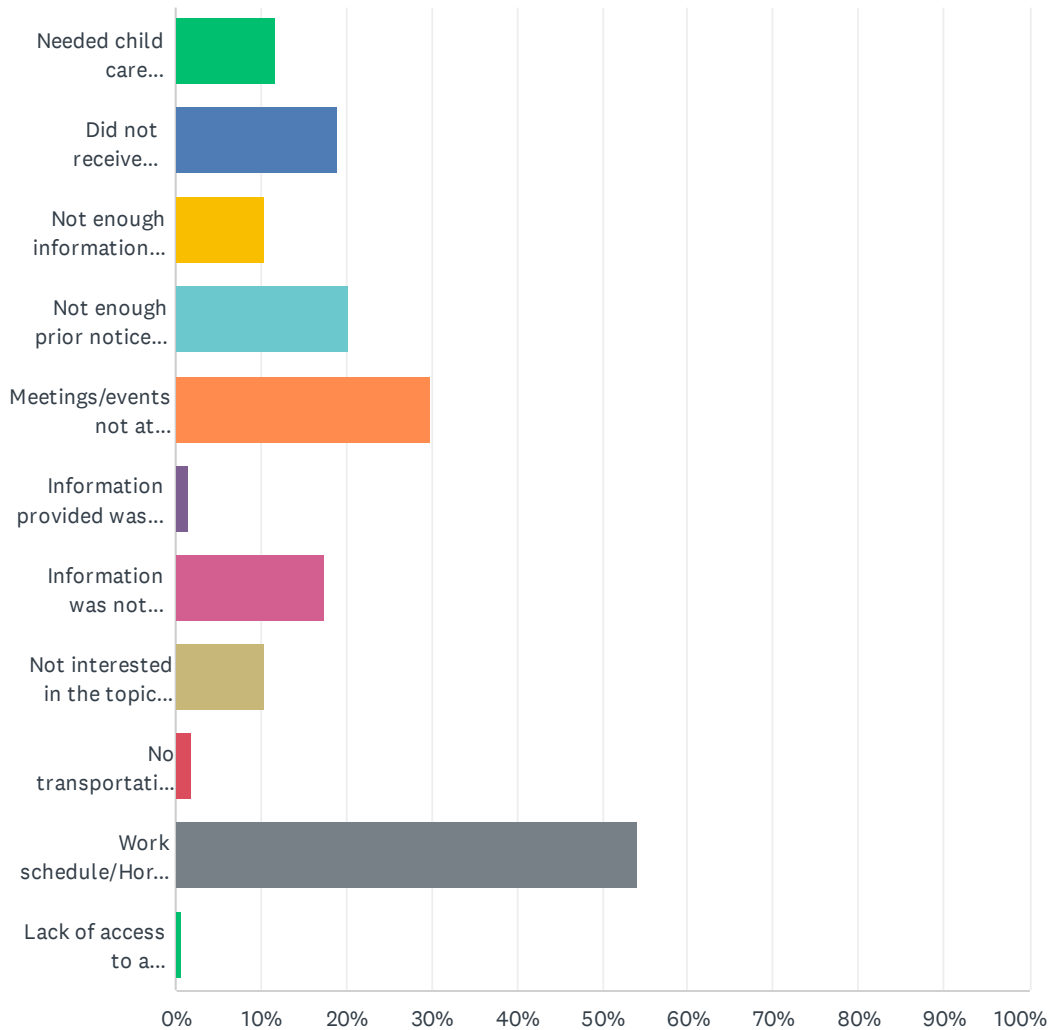
Answered: 16,024 Skipped: 1,342



ANSWER CHOICES	RESPONSES	
Before school (M-F)/Antes de la escuela (L-V)	10.96%	1,757
During school, before lunch (M-F)/Durante la escuela, antes del almuerzo (L-V)	14.49%	2,322
During school, after lunch (M-F)/Durante la escuela, después del almuerzo (L-V)	11.50%	1,842
Immediately after school (M-F)/Inmediatamente después de clases (L-V)	26.67%	4,274
Evenings (M-F)/Tardes (L-V)	78.08%	12,511
Saturday/Sábado	20.04%	3,212
Total Respondents: 16,024		

Q9 If you were unable to attend informational meetings or academic events, please share why. (Check all that apply)/Si no pudo asistir a reuniones informativas o eventos académicos, comparta por qué. (Marque todo lo que corresponda)

Answered: 12,156 Skipped: 5,210

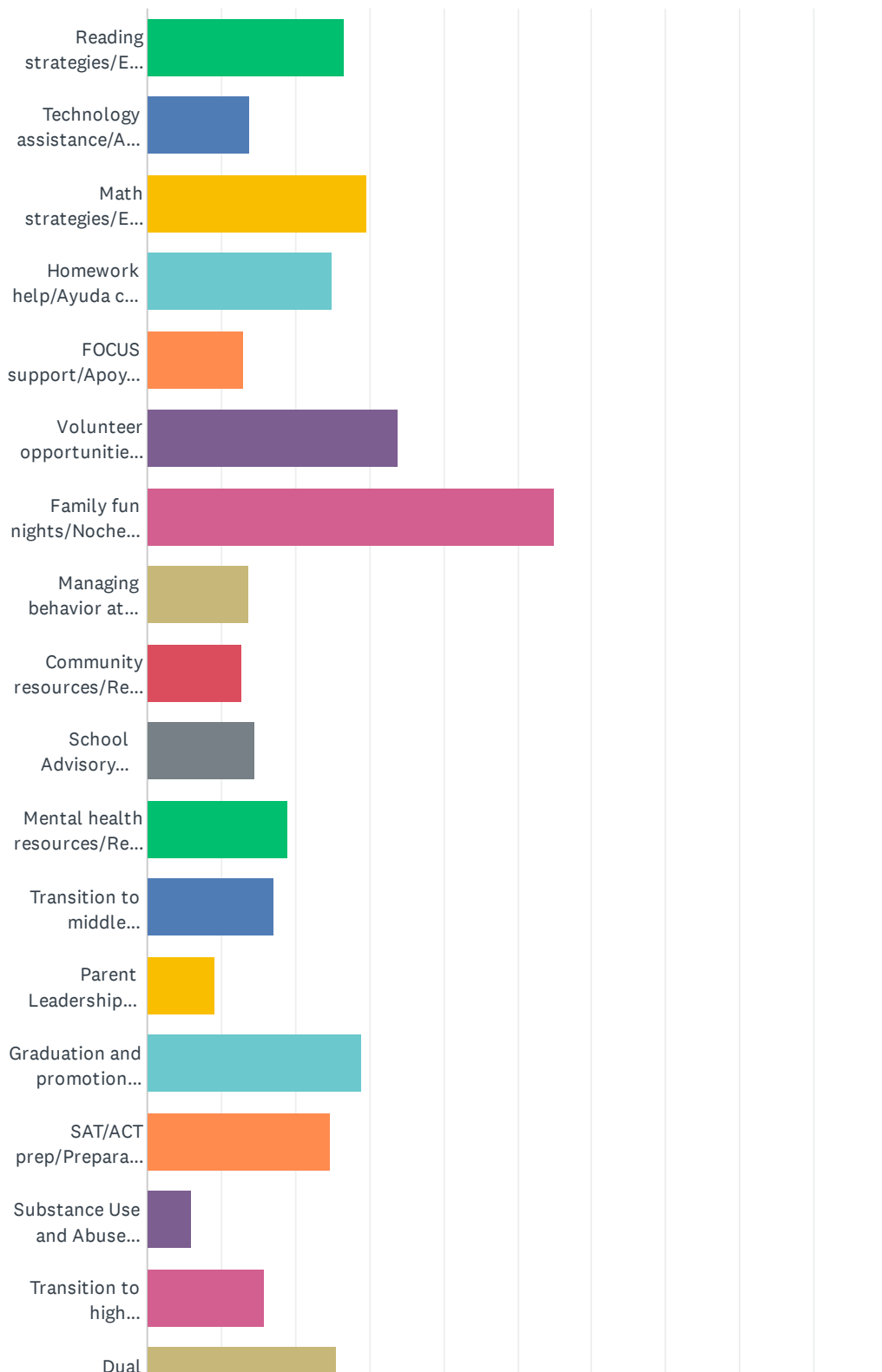


Brevard Public Schools Parent Survey 2022-2023/Encuesta de padres de las Escuelas Públicas de Brevard 2022-2023

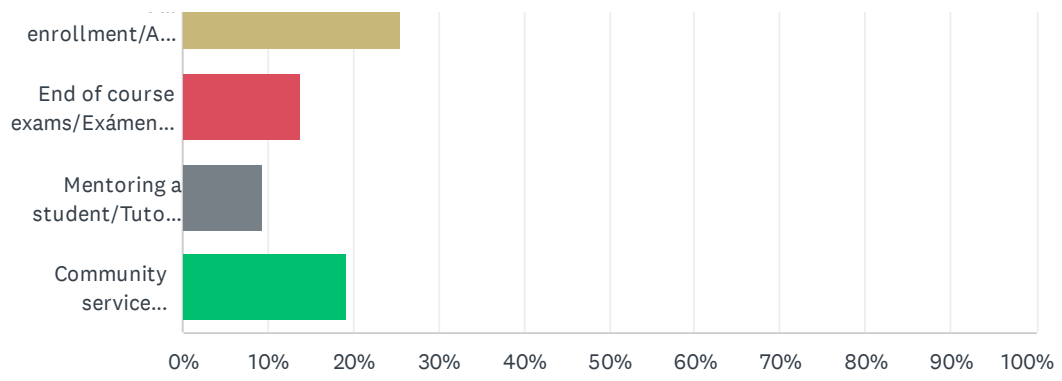
ANSWER CHOICES	RESPONSES	
Needed child care assistance/Asistencia necesaria para el cuidado de niños	11.71%	1,424
Did not receive information about meetings/events/No recibió información sobre reuniones/eventos	18.90%	2,297
Not enough information provided/No se proporciona suficiente información	10.50%	1,276
Not enough prior notice provided/No se proporciona aviso previo Reuniones	20.25%	2,461
Meetings/events not at convenient times/eventos que no son convenientes	29.85%	3,629
Information provided was difficult to understand/La información proporcionada fue difícil de entender	1.42%	173
Information was not relevant to me/my child/La información no era relevante para mí/mi hijo	17.41%	2,116
Not interested in the topics presented/No interesado en los temas presentados	10.53%	1,280
No transportation to get to meetings/events/No hay transporte para llegar a reuniones / eventos	1.92%	233
Work schedule/Horario de trabajo	54.17%	6,585
Lack of access to a device/Falta de acceso a un dispositivo	0.61%	74
Total Respondents: 12,156		

Q10 Which of the following informational meetings and activities would you participate in or attend?/¿En cuál de las siguientes reuniones y actividades informativas participaría o asistiría?

Answered: 13,854 Skipped: 3,512



Brevard Public Schools Parent Survey 2022-2023/Encuesta de padres de las Escuelas Públicas de Brevard 2022-2023

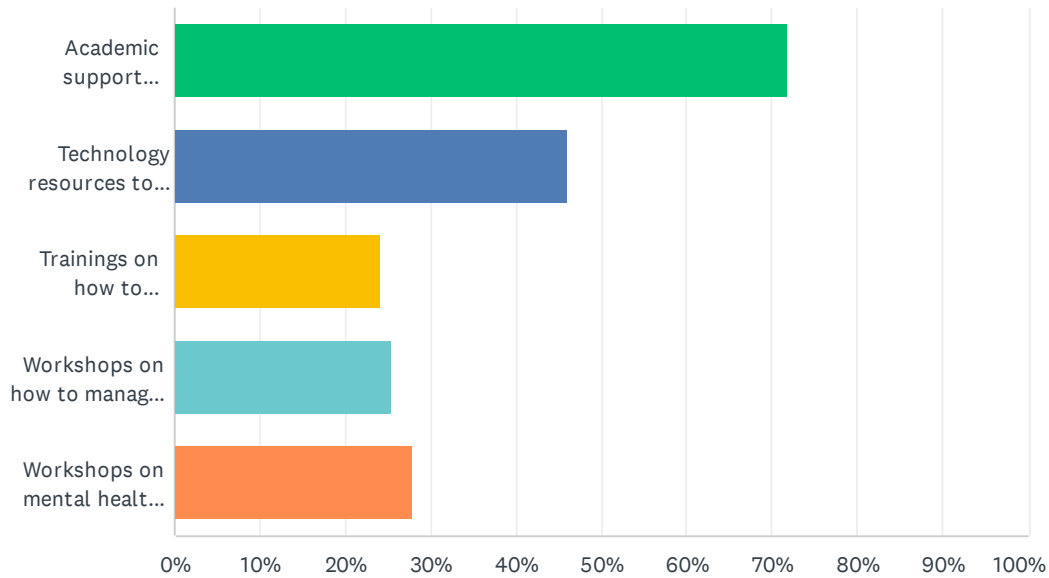


Brevard Public Schools Parent Survey 2022-2023/Encuesta de padres de las Escuelas Públicas de Brevard 2022-2023

ANSWER CHOICES	RESPONSES
Reading strategies/Estrategias de lectura	26.55% 3,678
Technology assistance/Asistencia tecnológica	13.88% 1,923
Math strategies/Estrategias matemáticas	29.54% 4,092
Homework help/Ayuda con la tarea	24.95% 3,456
FOCUS support/Apoyo a FOCUS	12.99% 1,799
Volunteer opportunities/Oportunidades de voluntariado	33.97% 4,706
Family fun nights/Noches de diversión familiar	54.96% 7,614
Managing behavior at home/Gestionar el comportamiento en casa	13.55% 1,877
Community resources/Recursos de la comunidad	12.69% 1,758
School Advisory Council (SAC) or Parent-Teacher Organization (PTO/PTA)/Consejo Asesor Escolar (SAC) u Organización de Padres y Maestros(PTO/PTA)	14.49% 2,007
Mental health resources/Recursos de salud mental	19.08% 2,643
Transition to middle school/Transición a la escuela intermedia	17.01% 2,357
Parent Leadership Team/Equipo de liderazgo para padres	9.11% 1,262
Graduation and promotion requirements/Requisitos de graduación y promoción	28.94% 4,010
SAT/ACT prep/Preparación para SAT/ACT	24.77% 3,432
Substance Use and Abuse (alcohol, street drugs, vaping, prescription drugs)/Uso y abuso de sustancias (alcohol, drogas callejeras, vapeo, medicamentos recetados)	6.03% 836
Transition to high school/Transición a la escuela secundaria	15.74% 2,181
Dual enrollment/Advanced Placement courses/Cursos de doble matrícula / colocación avanzada	25.65% 3,553
End of course exams/Exámenes de fin de curso	13.92% 1,928
Mentoring a student/Tutoría de un estudiante	9.37% 1,298
Community service projects/Proyectos de servicio comunitario	19.29% 2,672
Total Respondents: 13,854	

Q11 What types of family engagement resources would you use if they were provided at your school?/¿Qué tipos de recursos de participación familiar utilizaría si se proporcionaran en su escuela?

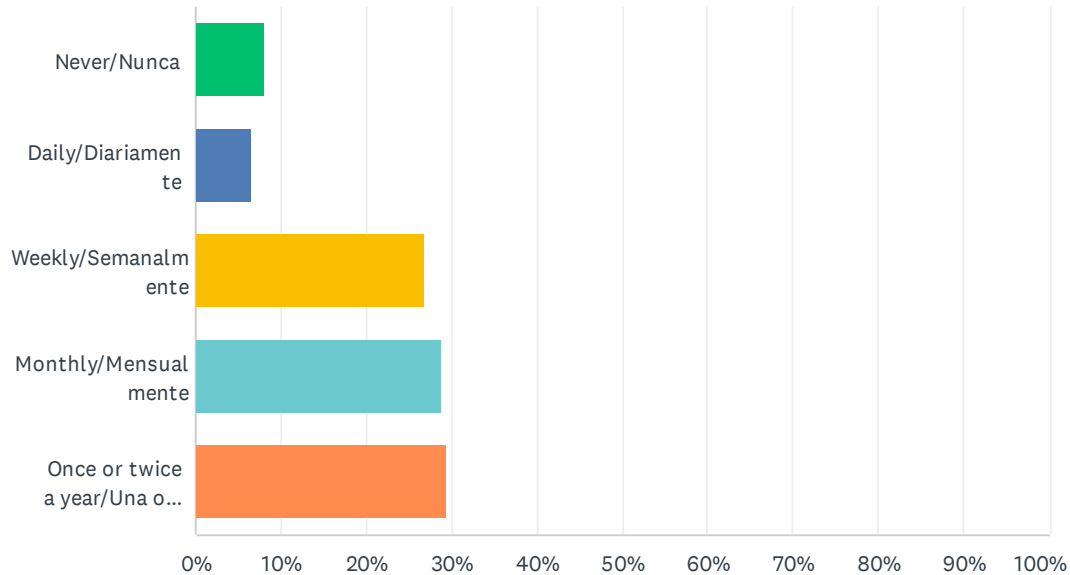
Answered: 11,379 Skipped: 5,987



ANSWER CHOICES	RESPONSES
Academic support materials for families to use at home/Materiales de apoyo académico para que las familias los usen en casa	71.90% 8,182
Technology resources to support learning at home/Recursos tecnológicos para apoyar el aprendizaje en casa	46.04% 5,239
Trainings on how to participate in school decision-making committees/Capacitaciones sobre cómo participar en los comités de toma de decisiones escolares	24.09% 2,741
Workshops on how to manage behaviors at home/Talleres sobre cómo manejar comportamientos en casa	25.40% 2,890
Workshops on mental health resources/Talleres sobre recursos de salud mental	27.97% 3,183
Total Respondents: 11,379	

Q12 How often do you communicate with your child's teachers?/¿Con qué frecuencia se comunica con los maestros de su hijo/a?

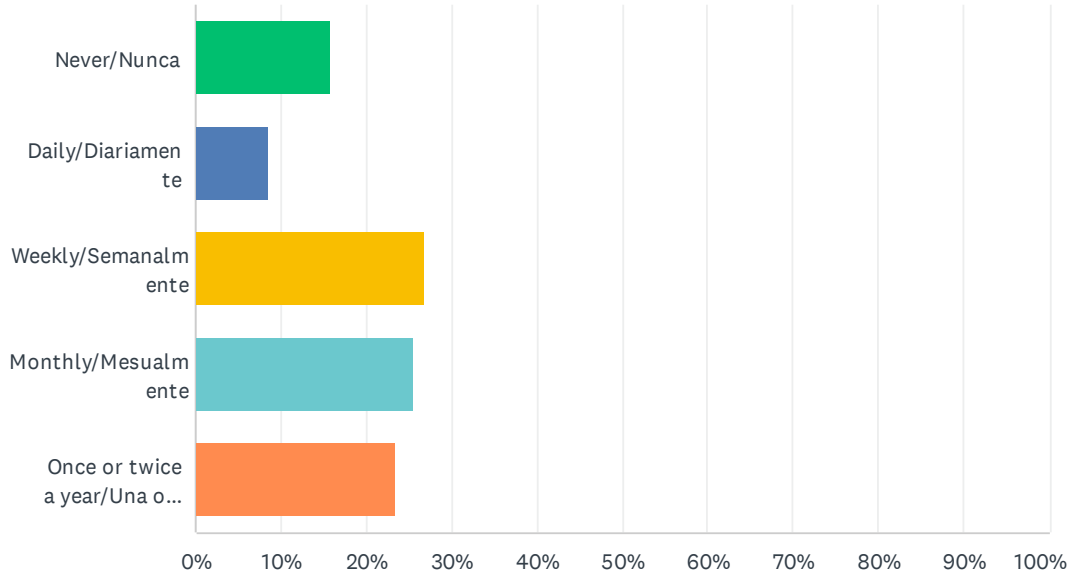
Answered: 14,489 Skipped: 2,877



ANSWER CHOICES	RESPONSES	
Never/Nunca	8.13%	1,178
Daily/Diariamente	6.68%	968
Weekly/Semanalmente	26.94%	3,904
Monthly/Mensualmente	28.84%	4,179
Once or twice a year/Una o dos veces al año	29.40%	4,260
TOTAL		14,489

Q13 How often does your child's teacher communicate with you about your child's progress?/¿Con qué frecuencia el maestro de su hijo/a se comunica con usted sobre el progreso de su hijo/a?

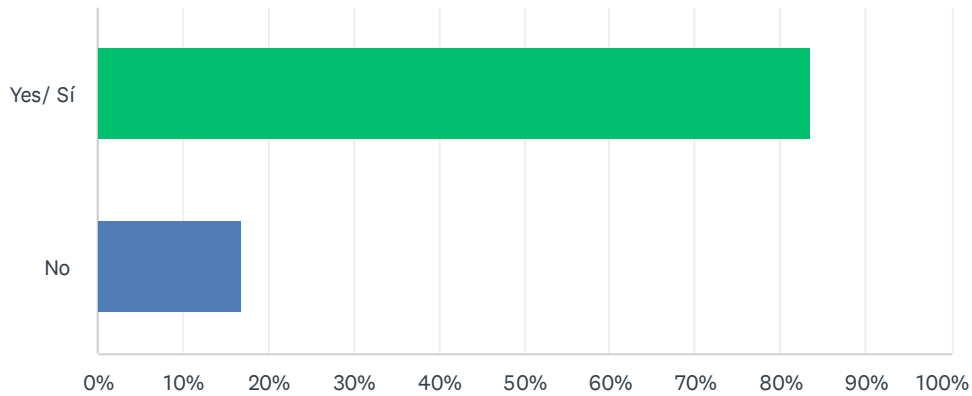
Answered: 14,415 Skipped: 2,951



ANSWER CHOICES	RESPONSES	
Never/Nunca	15.76%	2,272
Daily/Diariamente	8.57%	1,236
Weekly/Semanalmente	26.77%	3,859
Monthly/Mensualmente	25.53%	3,680
Once or twice a year/Una o dos veces al año	23.36%	3,368
TOTAL		14,415

Q14 Are you satisfied with the relationship and communication you currently have with your child's principal?/¿Está satisfecho con la relación y la comunicación que tiene actualmente con el director de su hijo/a?

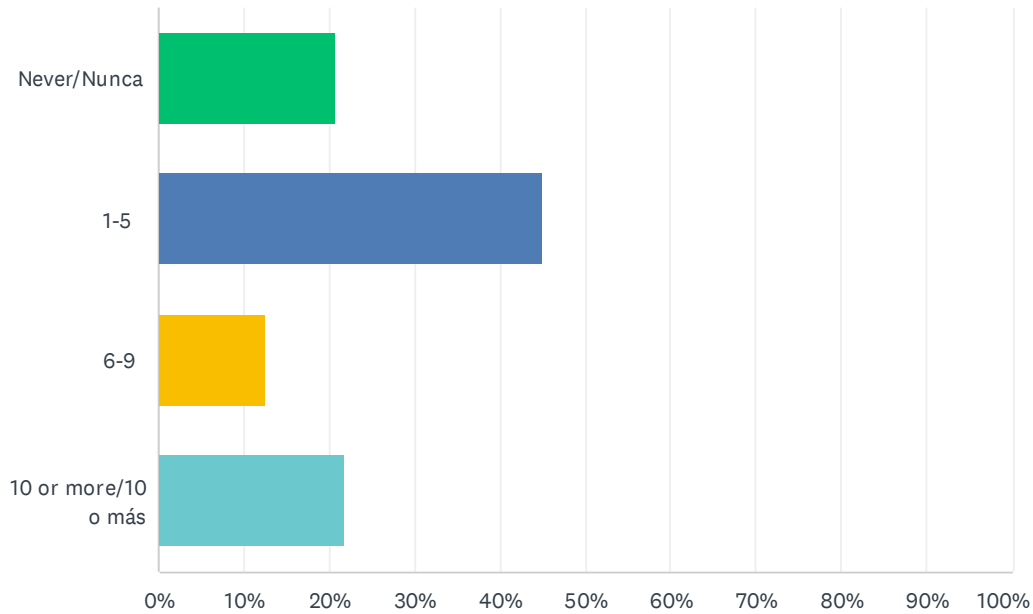
Answered: 14,236 Skipped: 3,130



ANSWER CHOICES	RESPONSES	
Yes/ Sí	83.66%	11,910
No	16.77%	2,387
Total Respondents: 14,236		

Q15 How many times per month do you access your child's grades and attendance information through FOCUS?/¿Cuántas veces al mes accede a las calificaciones y la información de asistencia de su hijo a través de FOCUS?

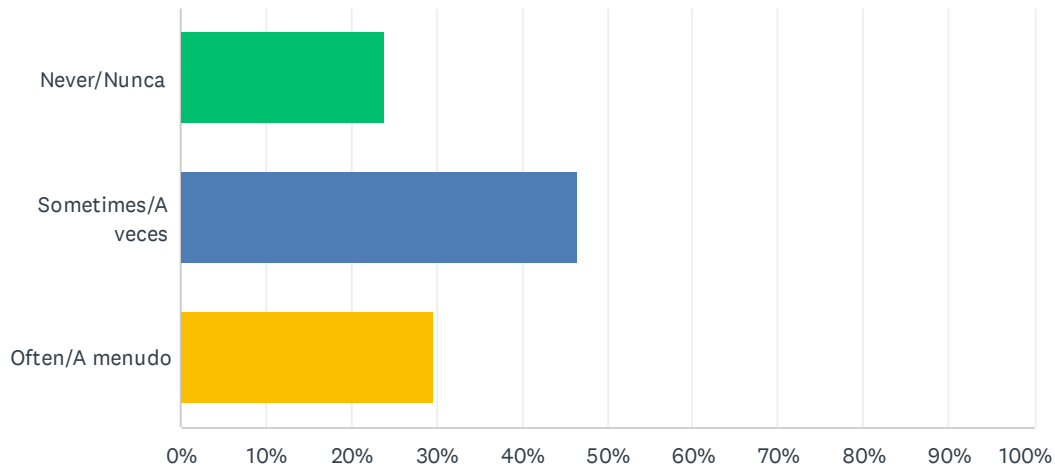
Answered: 14,531 Skipped: 2,835



ANSWER CHOICES	RESPONSES	
Never/Nunca	20.68%	3,005
1-5	44.90%	6,524
6-9	12.61%	1,833
10 or more/10 o más	21.81%	3,169
TOTAL		14,531

Q16 How often does your child's school or teachers provide information about ways you can help your child's learning at home?/¿Con qué frecuencia la escuela o los maestros de su hijo/a proporcionan información sobre las formas en que puede ayudar al aprendizaje de su hijo/a en casa?

Answered: 14,523 Skipped: 2,843



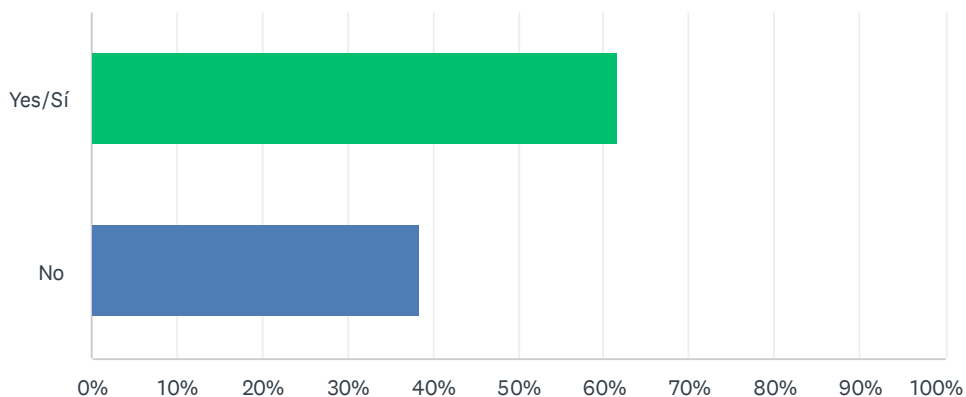
ANSWER CHOICES	RESPONSES	
Never/Nunca	23.86%	3,465
Sometimes/A veces	46.54%	6,759
Often/A menudo	29.60%	4,299
TOTAL		14,523

Q17 What can Brevard Public Schools do to ensure your child is successful in school?/¿Qué pueden hacer las Escuelas Públicas de Brevard para garantizar que su hijo/a tenga éxito en la escuela?

Answered: 7,481 Skipped: 9,885

Q18 Have you been given opportunities to provide input and feedback into school decisions (school improvement, Title I services, event planning, discipline)?/¿Se le han dado oportunidades para proporcionar información y comentarios sobre las decisiones escolares (mejora escolar, servicios del Título I, planificación de eventos, disciplina)?

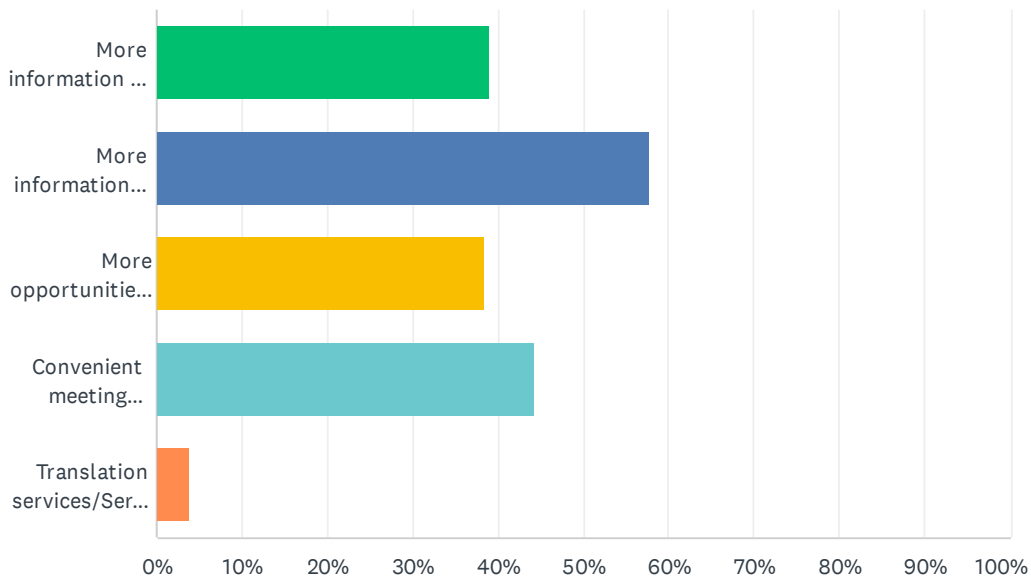
Answered: 13,906 Skipped: 3,460



ANSWER CHOICES	RESPONSES	
Yes/Sí	61.57%	8,562
No	38.43%	5,344
TOTAL		13,906

Q19 How could your school assist you in playing a more active role in school decision-making?/Cómo podría su escuela ayudarlo a desempeñar un papel más activo en la toma de decisiones escolares?

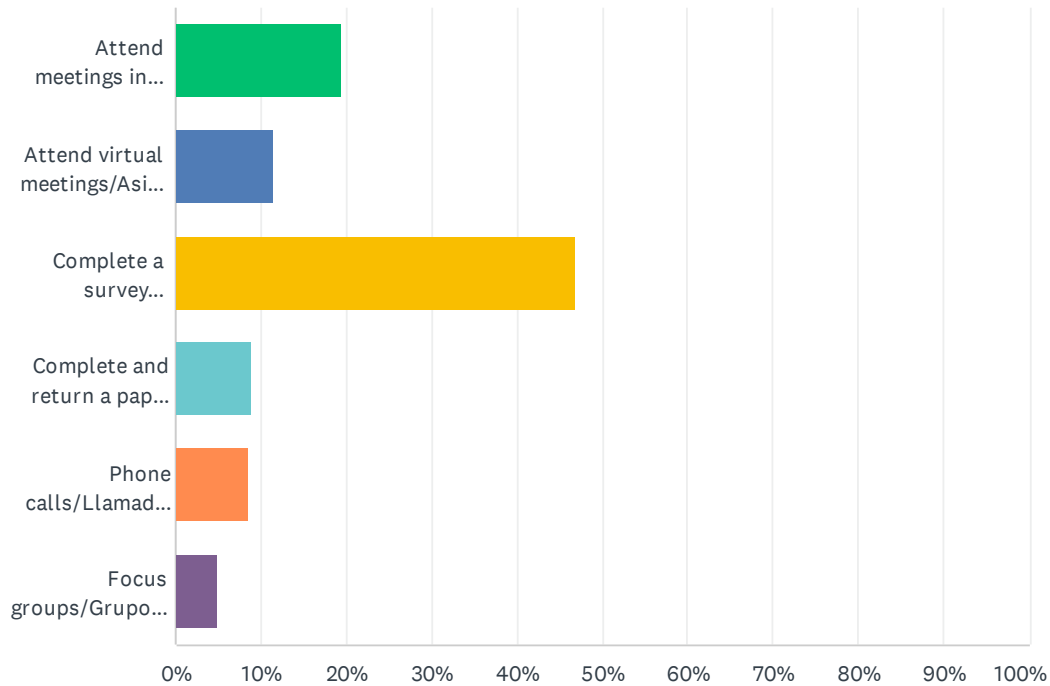
Answered: 11,119 Skipped: 6,247



ANSWER CHOICES	RESPONSES
More information on how to become engaged/Más información sobre cómo comprometerse	39.00% 4,336
More information about school issues to be addressed/Más información sobre los problemas escolares que deben abordarse	57.80% 6,427
More opportunities to share my opinion about school issues/Más oportunidades para compartir mi opinión sobre temas escolares	38.39% 4,269
Convenient meeting times/Horarios de reunión convenientes	44.34% 4,930
Translation services/Servicios de traducción	3.82% 425
Total Respondents: 11,119	

Q20 What is the best way for you to provide input regarding your child's school?/¿Cuál es la mejor manera de proporcionar información sobre la escuela de su hijo/a?

Answered: 13,274 Skipped: 4,092



ANSWER CHOICES	RESPONSES	
Attend meetings in person/Asistir a reuniones en persona	19.35%	2,569
Attend virtual meetings/Asistir a reuniones virtuales	11.44%	1,518
Complete a survey online/Completar una encuesta en línea	46.99%	6,237
Complete and return a paper survey/Completar y devolver una encuesta en papel	8.93%	1,185
Phone calls/Llamadas telefónicas	8.49%	1,127
Focus groups/Grupos focales	4.81%	638
TOTAL		13,274

Q21 What do you feel is working well at your child's school? (This is your chance to brag about your school and share what you like about it!)/¿Qué cree que está funcionando bien en la escuela de su hijo/a? (¡Esta es su oportunidad de presumir de su escuela y compartir lo que le gusta de ella!)

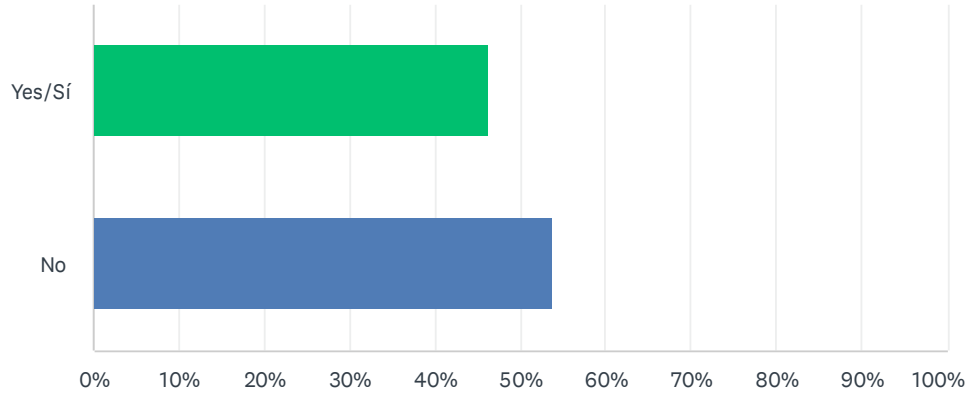
Answered: 7,403 Skipped: 9,963

Q22 What do you feel is not working, difficult, and/or needs improvement at your child's school? (This is your chance to tell us what you would like to see changed.)/¿Qué cree que no funciona, es difícil y/o necesita mejoras en la escuela de su hijo/a? (Esta es su oportunidad de decirnos lo que le gustaría ver cambiado).

Answered: 7,212 Skipped: 10,154

Q23 Have you visited the Open Enrollment Parental Choice webpage?/ ¿Ha visitado la página web de Open Enrollment Parental Choice?

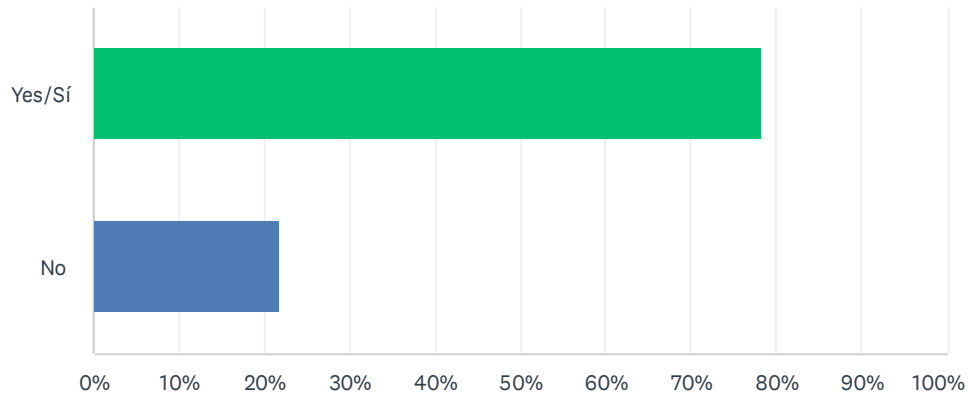
Answered: 13,482 Skipped: 3,884



ANSWER CHOICES	RESPONSES	
Yes/Sí	46.29%	6,241
No	53.71%	7,241
TOTAL		13,482

Q24 Are you aware of the school enrollment choices available to your child at Brevard Public Schools?/¿Está al tanto de las opciones de inscripción escolar disponibles para su hijo en las Escuelas Públicas de Brevard?

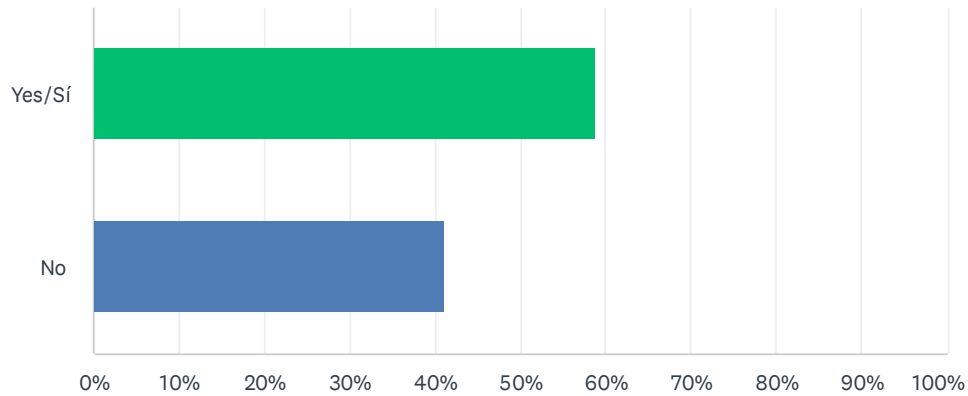
Answered: 13,483 Skipped: 3,883



ANSWER CHOICES	RESPONSES
Yes/Sí	78.25% 10,550
No	21.75% 2,933
TOTAL	13,483

Q25 Do you use the district website to find information about your child's education?/¿Utiliza el sitio web del distrito para encontrar información sobre la educación de su hijo/a?

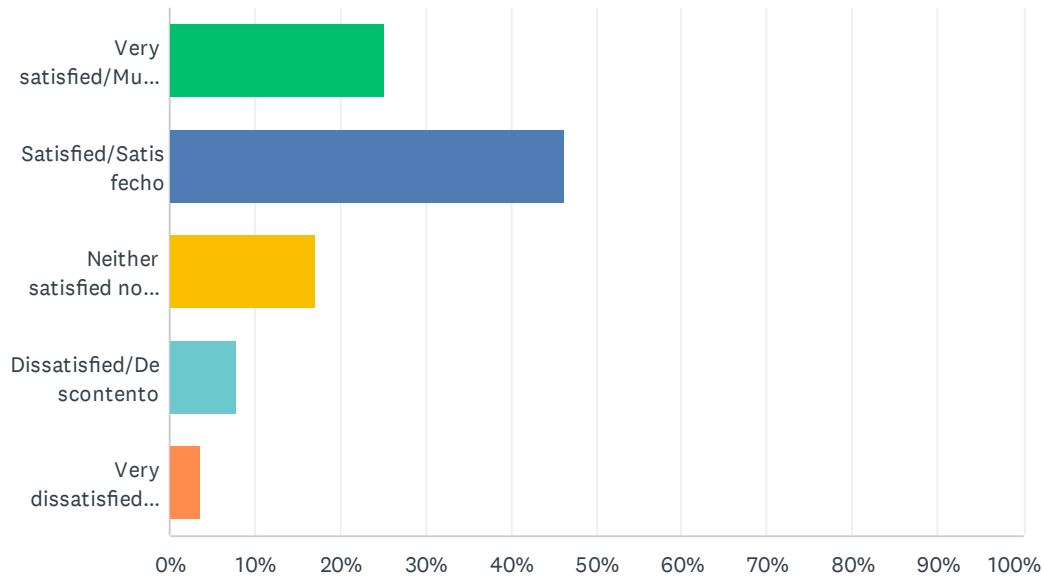
Answered: 13,396 Skipped: 3,970



ANSWER CHOICES	RESPONSES	
Yes/Sí	58.79%	7,876
No	41.21%	5,520
TOTAL		13,396

Q26 Please rate your overall satisfaction with Brevard Public Schools./Por favor, califique su satisfacción general con las Escuelas Públicas de Brevard.

Answered: 13,686 Skipped: 3,680



ANSWER CHOICES	RESPONSES	
Very satisfied/Muy satisfecho	25.14%	3,440
Satisfied/Satisfecho	46.20%	6,323
Neither satisfied nor dissatisfied/Ni satisfecho ni insatisfecho	17.13%	2,344
Dissatisfied/Descontento	7.93%	1,085
Very dissatisfied/Muy insatisfecho	3.61%	494
TOTAL		13,686