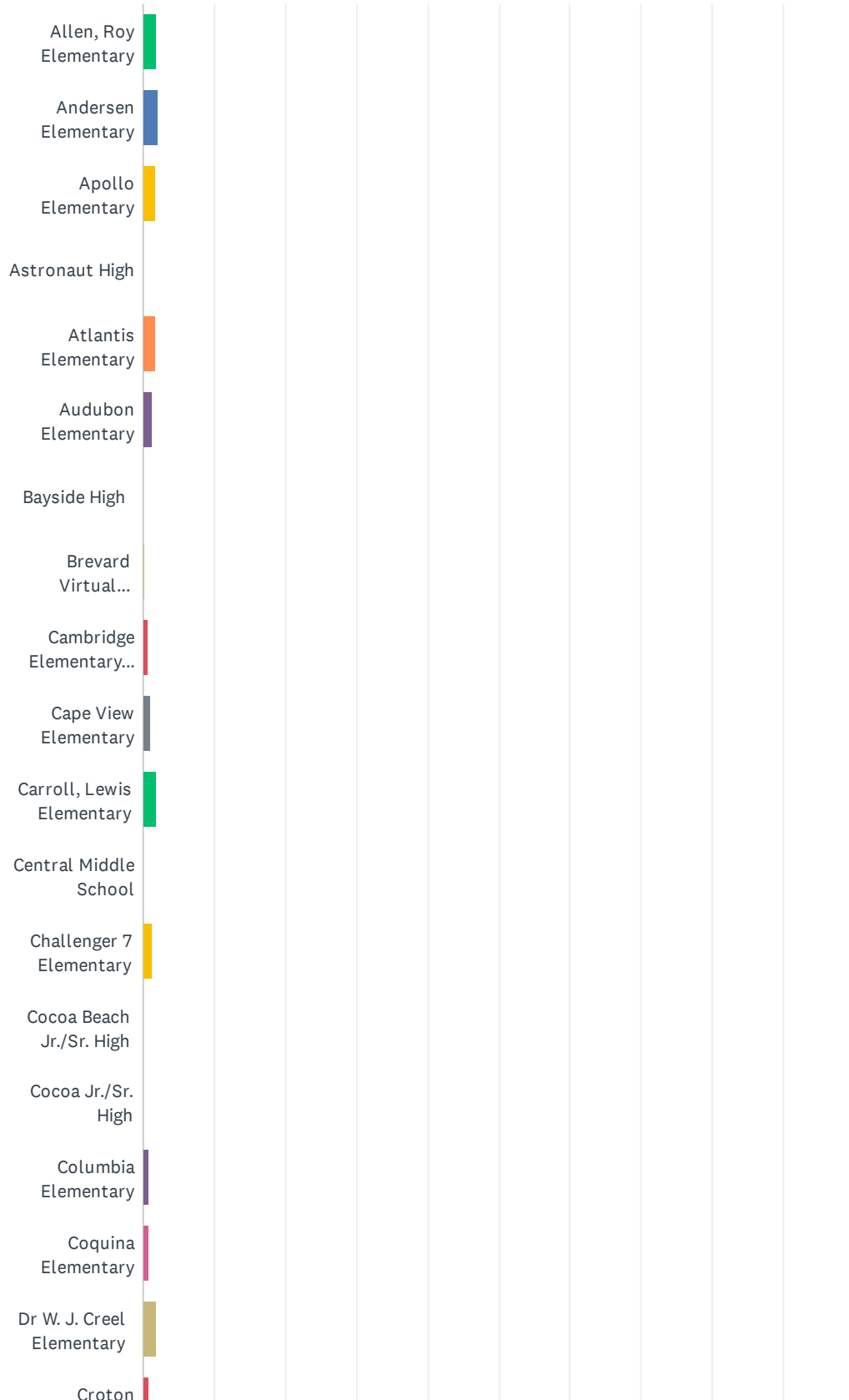
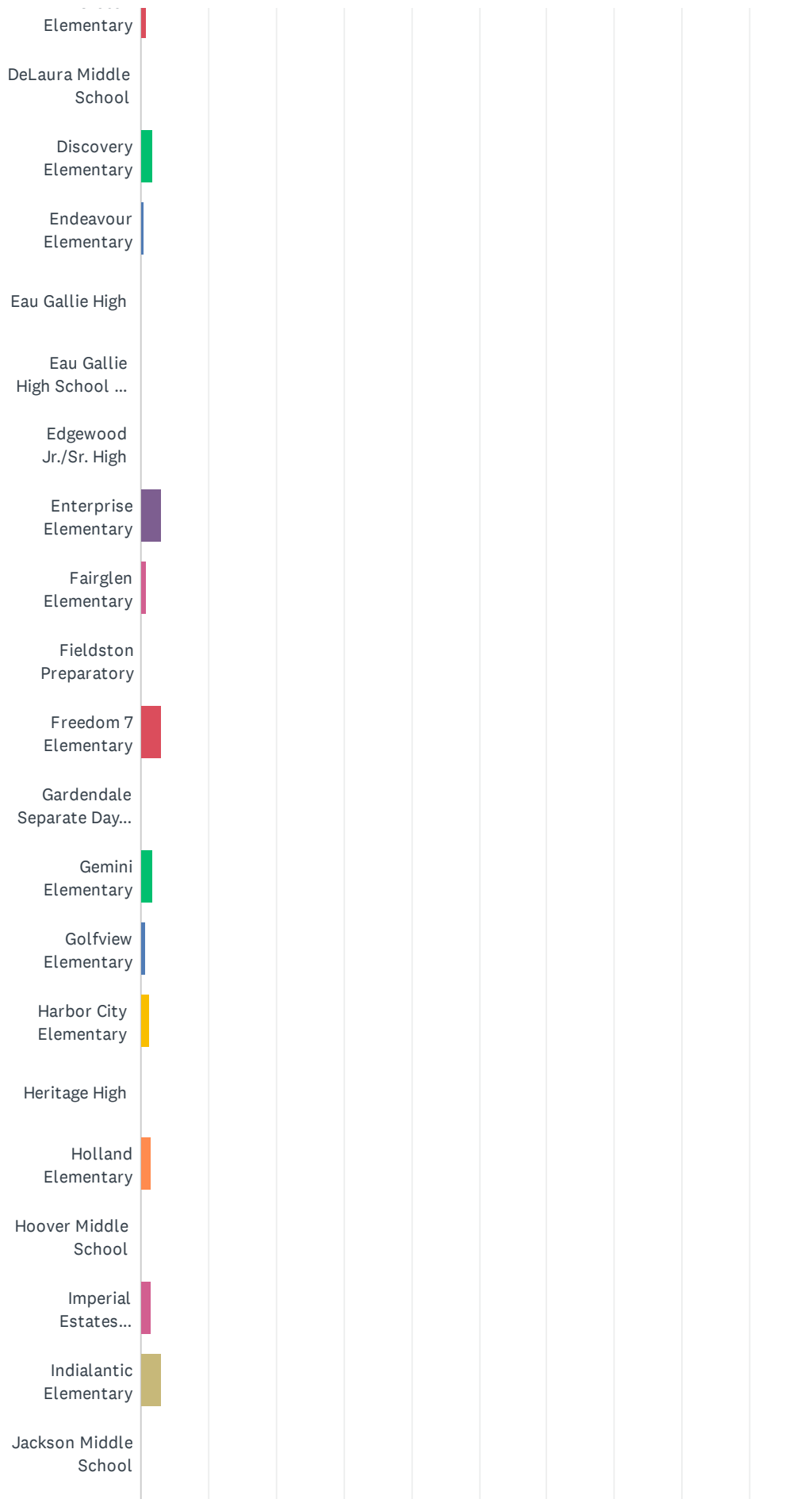


# Q1 What school does your child attend?/ ¿A qué escuela asiste su hijo/a?

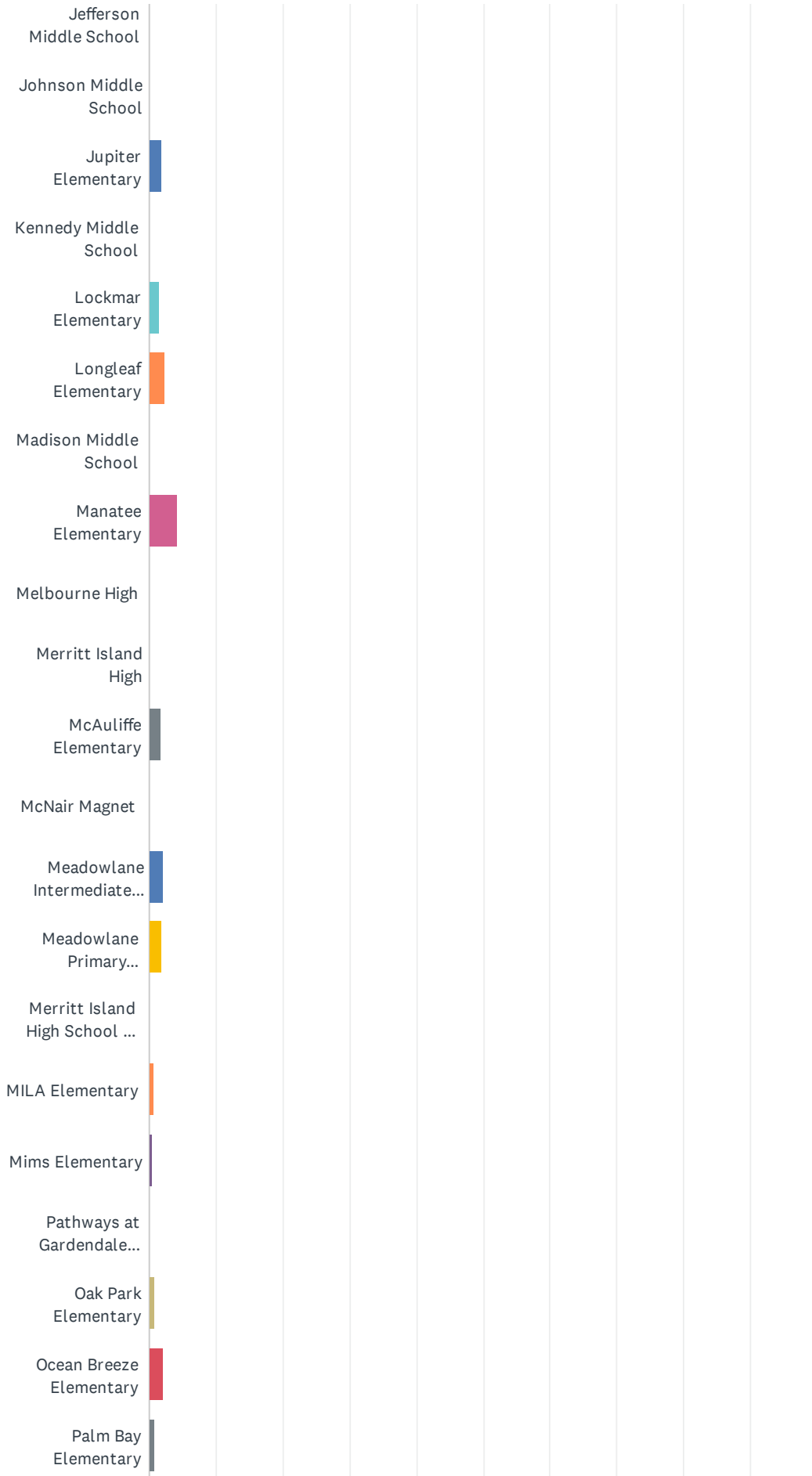
Answered: 9,660 Skipped: 0



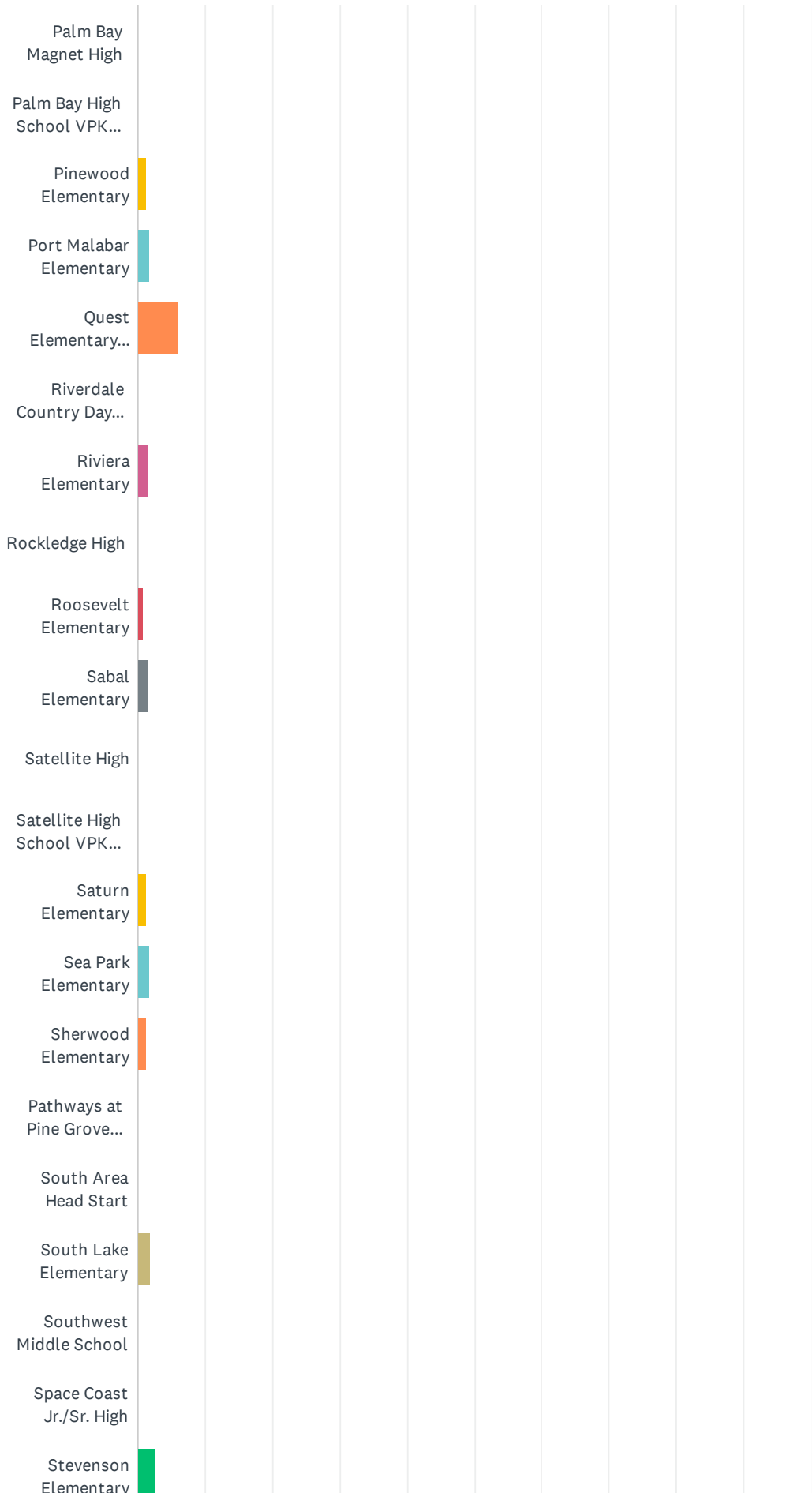
Brevard Public Schools Parent Survey 2022-2023/Encuesta de padres de las Escuelas Públicas de Brevard 2022-2023



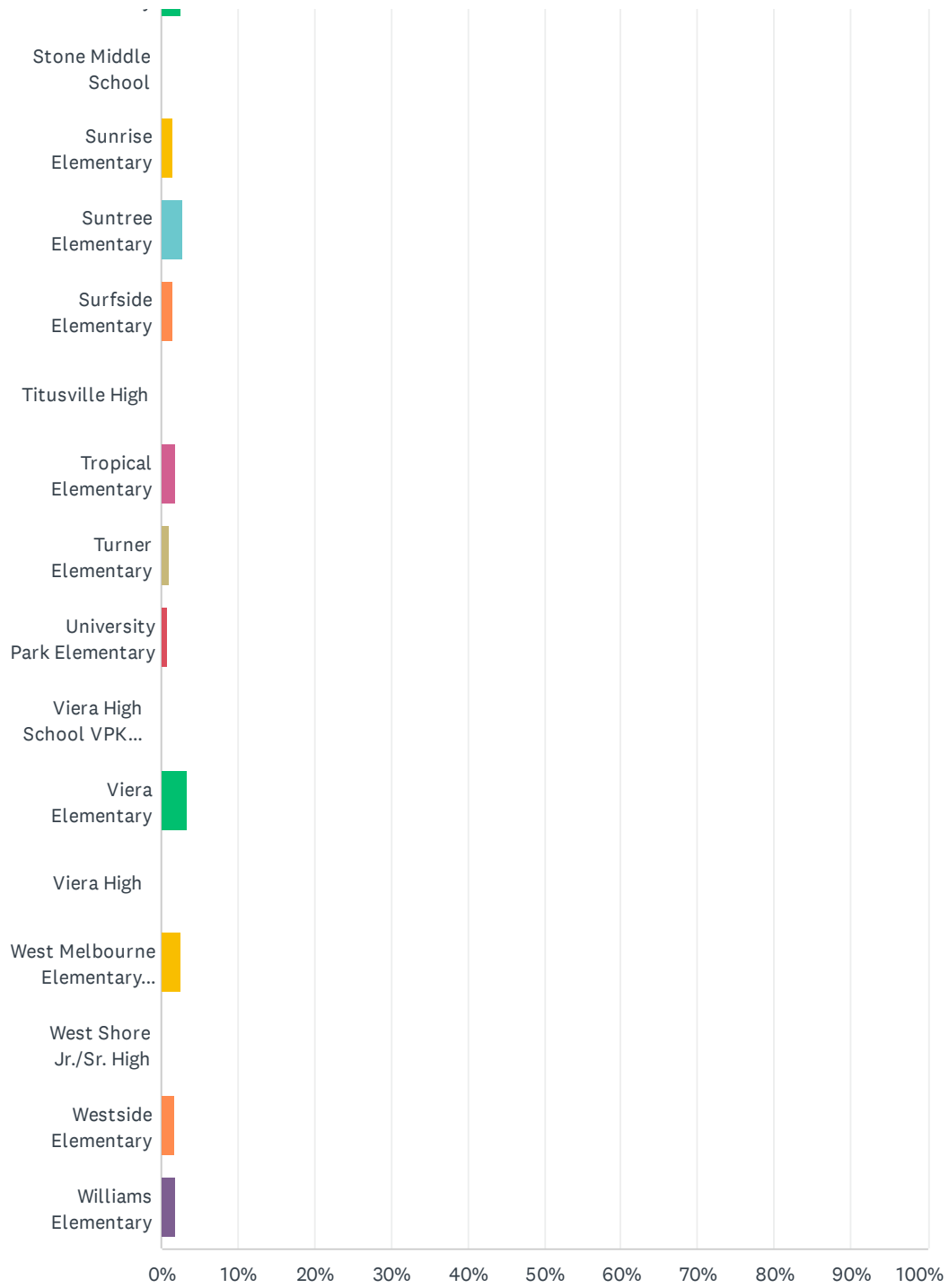
Brevard Public Schools Parent Survey 2022-2023/Encuesta de padres de las Escuelas Públicas de Brevard 2022-2023



Brevard Public Schools Parent Survey 2022-2023/Encuesta de padres de las Escuelas Públicas de Brevard 2022-2023



Brevard Public Schools Parent Survey 2022-2023/Encuesta de padres de las Escuelas Públicas de Brevard 2022-2023



Brevard Public Schools Parent Survey 2022-2023/Encuesta de padres de las Escuelas Públicas de Brevard 2022-2023

ANSWER CHOICES	RESPONSES	
Allen, Roy Elementary	1.92%	185
Andersen Elementary	2.18%	211
Apollo Elementary	1.76%	170
Astronaut High	0.02%	2
Atlantis Elementary	1.69%	163
Audubon Elementary	1.37%	132
Bayside High	0.07%	7
Brevard Virtual Instruction Program (BVIP)	0.19%	18
Cambridge Elementary Magnet	0.68%	66
Cape View Elementary	0.98%	95
Carroll, Lewis Elementary	1.95%	188
Central Middle School	0.02%	2
Challenger 7 Elementary	1.31%	127
Cocoa Beach Jr./Sr. High	0.01%	1
Cocoa Jr./Sr. High	0.01%	1
Columbia Elementary	0.90%	87
Coquina Elementary	0.83%	80
Dr W. J. Creel Elementary	1.97%	190
Croton Elementary	0.80%	77
DeLaura Middle School	0.05%	5
Discovery Elementary	1.67%	161
Endeavour Elementary	0.38%	37
Eau Gallie High	0.03%	3
Eau Gallie High School VPK program	0.01%	1
Edgewood Jr./Sr. High	0.03%	3
Enterprise Elementary	3.08%	298
Fairglen Elementary	0.94%	91
Fieldston Preparatory	0.00%	0
Freedom 7 Elementary	2.89%	279
Gardendale Separate Day School	0.01%	1
Gemini Elementary	1.72%	166
Golfview Elementary	0.54%	52

Brevard Public Schools Parent Survey 2022-2023/Encuesta de padres de las Escuelas Públicas de Brevard 2022-2023

Harbor City Elementary	1.25%	121
Heritage High	0.02%	2
Holland Elementary	1.39%	134
Hoover Middle School	0.02%	2
Imperial Estates Elementary	1.59%	154
Indialantic Elementary	3.08%	298
Jackson Middle School	0.01%	1
Jefferson Middle School	0.01%	1
Johnson Middle School	0.04%	4
Jupiter Elementary	2.00%	193
Kennedy Middle School	0.03%	3
Lockmar Elementary	1.52%	147
Longleaf Elementary	2.42%	234
Madison Middle School	0.00%	0
Manatee Elementary	4.33%	418
Melbourne High	0.09%	9
Merritt Island High	0.09%	9
McAuliffe Elementary	1.71%	165
McNair Magnet	0.00%	0
Meadowlane Intermediate Elementary	2.15%	208
Meadowlane Primary Elementary	1.88%	182
Merritt Island High School VPK program	0.01%	1
MILA Elementary	0.66%	64
Mims Elementary	0.45%	43
Pathways at Gardendale (North/Central Area Alternative Center)	0.01%	1
Oak Park Elementary	0.79%	76
Ocean Breeze Elementary	2.09%	202
Palm Bay Elementary	0.91%	88
Palm Bay Magnet High	0.03%	3
Palm Bay High School VPK program	0.02%	2
Pinewood Elementary	1.20%	116
Port Malabar Elementary	1.80%	174
Quest Elementary School	6.02%	582
Riverdale Country Day School	0.00%	0

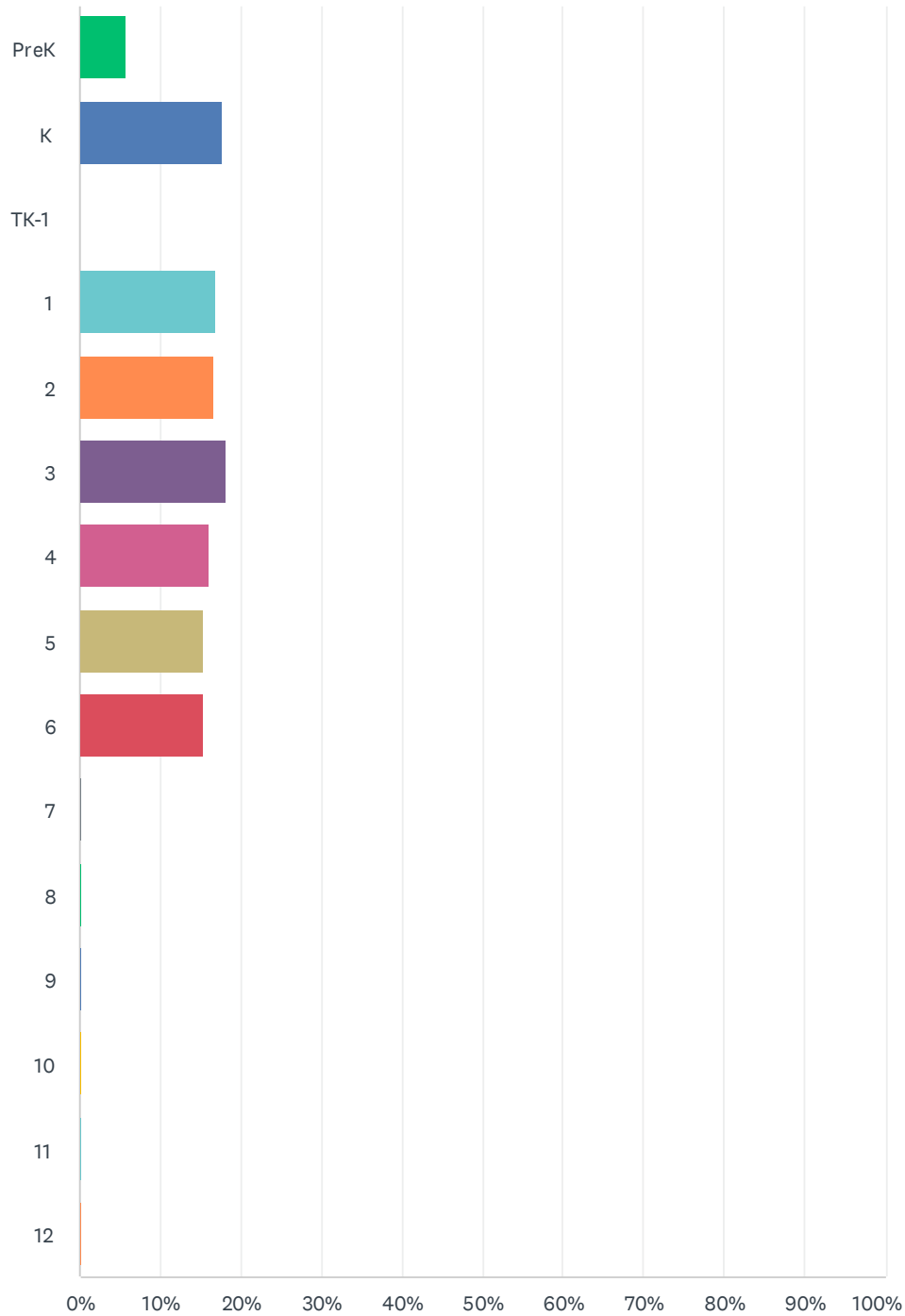
Brevard Public Schools Parent Survey 2022-2023/Encuesta de padres de las Escuelas Públicas de Brevard 2022-2023

Riviera Elementary	1.59%	154
Rockledge High	0.02%	2
Roosevelt Elementary	0.95%	92
Sabal Elementary	1.47%	142
Satellite High	0.03%	3
Satellite High School VPK program	0.03%	3
Saturn Elementary	1.25%	121
Sea Park Elementary	1.78%	172
Sherwood Elementary	1.25%	121
Pathways at Pine Grove (South Area Alternative Center)	0.00%	0
South Area Head Start	0.00%	0
South Lake Elementary	1.82%	176
Southwest Middle School	0.00%	0
Space Coast Jr./Sr. High	0.00%	0
Stevenson Elementary	2.46%	238
Stone Middle School	0.02%	2
Sunrise Elementary	1.56%	151
Suntree Elementary	2.87%	277
Surfside Elementary	1.59%	154
Titusville High	0.00%	0
Tropical Elementary	1.89%	183
Turner Elementary	1.11%	107
University Park Elementary	0.90%	87
Viera High School VPK program	0.01%	1
Viera Elementary	3.33%	322
Viera High	0.06%	6
West Melbourne Elementary School for Science	2.61%	252
West Shore Jr./Sr. High	0.03%	3
Westside Elementary	1.74%	168
Williams Elementary	1.94%	187
<b>TOTAL</b>		<b>9,660</b>



## Q2 What is your child's current grade level?/¿Cuál es el nivel de grado actual de su hijo/a?

Answered: 9,660 Skipped: 0



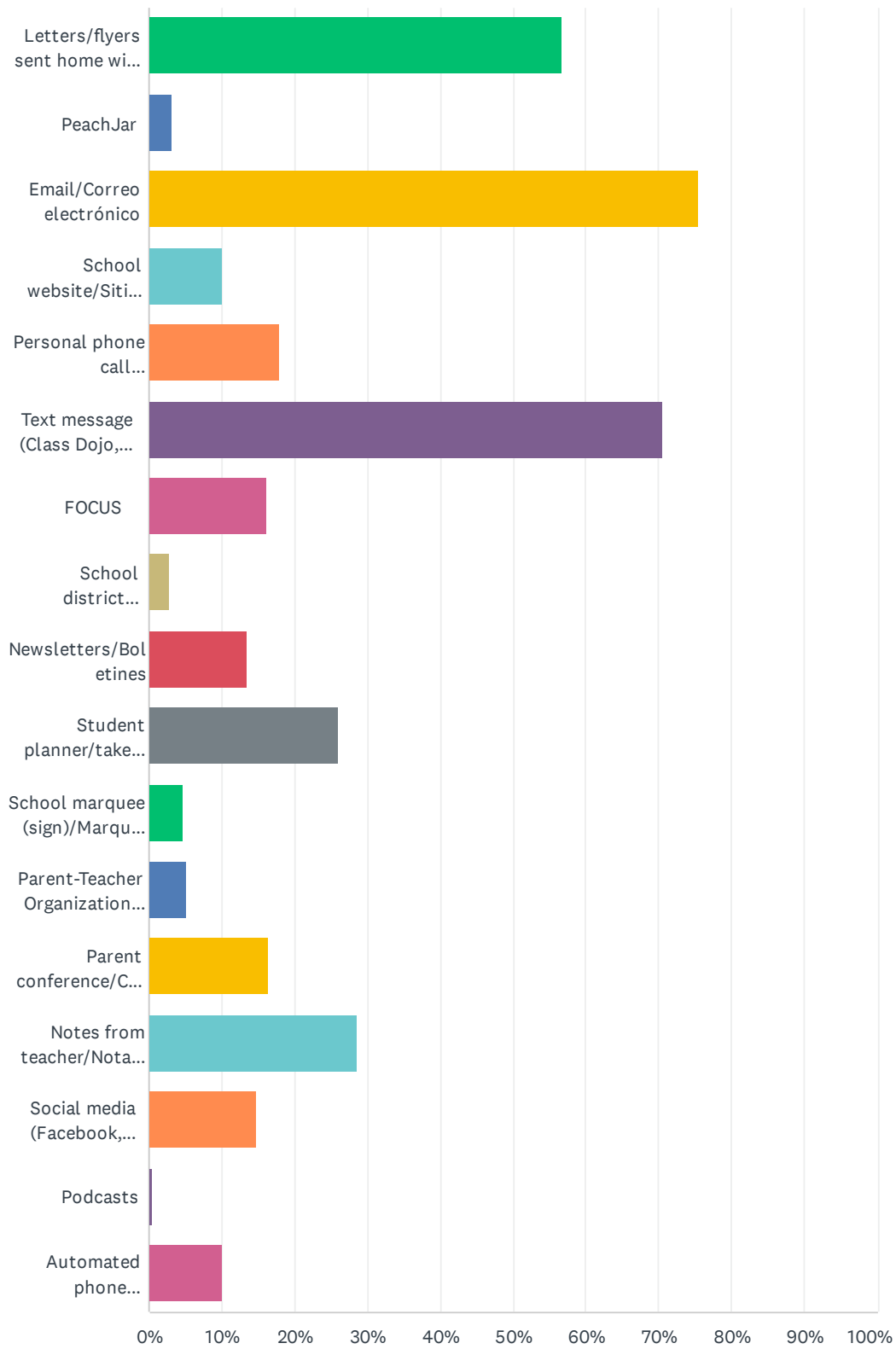
Brevard Public Schools Parent Survey 2022-2023/Encuesta de padres de las Escuelas Públicas de Brevard 2022-2023

ANSWER CHOICES	RESPONSES	
PreK	5.83%	563
K	17.67%	1,707
TK-1	0.09%	9
1	16.85%	1,628
2	16.65%	1,608
3	18.10%	1,748
4	15.95%	1,541
5	15.35%	1,483
6	15.34%	1,482
7	0.27%	26
8	0.20%	19
9	0.31%	30
10	0.27%	26
11	0.19%	18
12	0.16%	15
Total Respondents: 9,660		

Q3 What is the best way to provide you with important information regarding school events and/or your child's progress? (check all that apply)/¿Cuál es la mejor manera de proporcionarle información importante sobre los eventos escolares y / o el progreso de su hijo/a? (comprobar todo lo que corresponda)

Answered: 9,617 Skipped: 43

Brevard Public Schools Parent Survey 2022-2023/Encuesta de padres de las Escuelas Públicas de Brevard 2022-2023

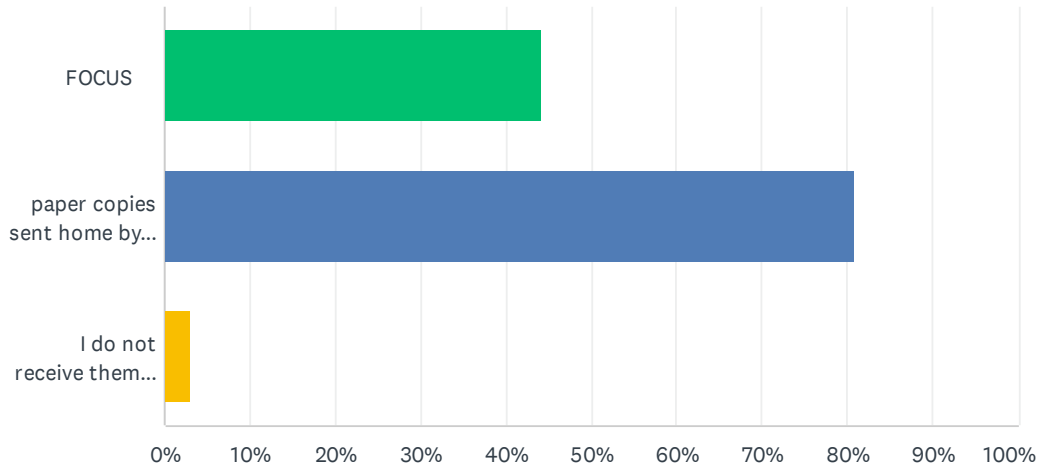


Brevard Public Schools Parent Survey 2022-2023/Encuesta de padres de las Escuelas Públicas de Brevard 2022-2023

ANSWER CHOICES	RESPONSES	
Letters/flyers sent home with students/Cartas/volantes enviados a casa con los estudiantes	56.73%	5,456
PeachJar	3.23%	311
Email/Correo electrónico	75.57%	7,268
School website/Sitio web de la escuela	10.00%	962
Personal phone call home/Llamada telefónica personal a casa	17.96%	1,727
Text message (Class Dojo, Remind)/Mensaje de texto (Clase Dojo, Recuerdo)	70.49%	6,779
FOCUS	16.24%	1,562
School district website/Sitio web del distrito escolar	2.81%	270
Newsletters/Boletines	13.42%	1,291
Student planner/take-home folder/Planificador de estudiantes / carpeta para llevar a casa	26.01%	2,501
School marquee (sign)/Marquesina escolar (firmar)	4.63%	445
Parent-Teacher Organization (PTO/PTA)/Organización de Padres y Maestros (PTO/PTA)	5.16%	496
Parent conference/Conferencia de padres	16.37%	1,574
Notes from teacher/Notas del maestro	28.64%	2,754
Social media (Facebook, Twitter)/Redes sociales (Facebook, Twitter)	14.79%	1,422
Podcasts	0.40%	38
Automated phone call/Llamada telefónica automatizada	9.92%	954
Total Respondents: 9,617		

## Q4 How do you receive interim reports and report cards?/¿Cómo recibe los informes provisionales y las libretas de calificaciones?

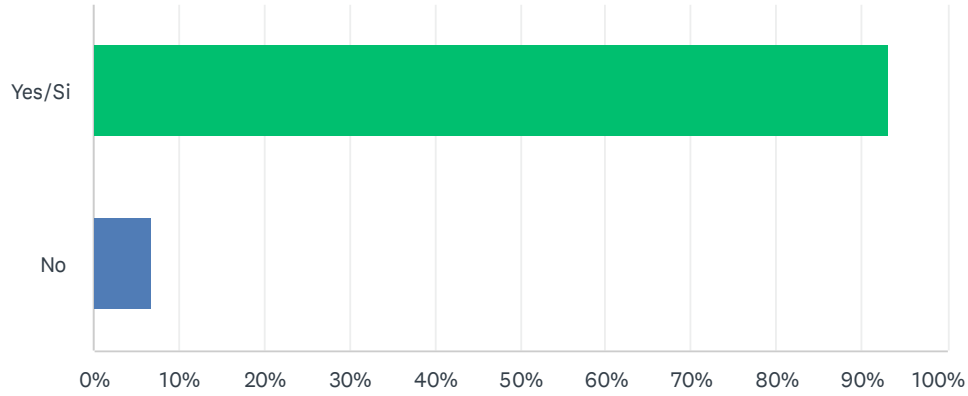
Answered: 8,984 Skipped: 676



ANSWER CHOICES	RESPONSES	
FOCUS	44.12%	3,964
paper copies sent home by the school/Copias en papel enviadas a casa por la Escuela	80.81%	7,260
I do not receive them/No los recibo	2.91%	261
Total Respondents: 8,984		

## Q5 Do you feel welcome at your child's school?/¿Se siente bienvenido en la escuela de su hijo/a?

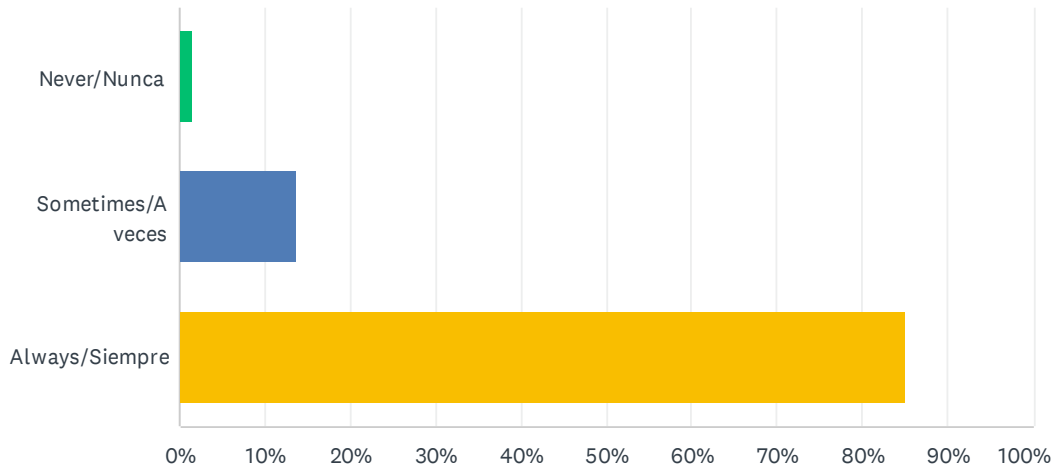
Answered: 8,938 Skipped: 722



ANSWER CHOICES	RESPONSES	
Yes/Si	93.26%	8,336
No	6.74%	602
TOTAL		8,938

**Q6 The office staff at my school is polite and is helpful in addressing my questions or concerns./El personal de la oficina de mi escuela es educado y es útil para abordar mis preguntas o inquietudes.**

Answered: 9,010 Skipped: 650

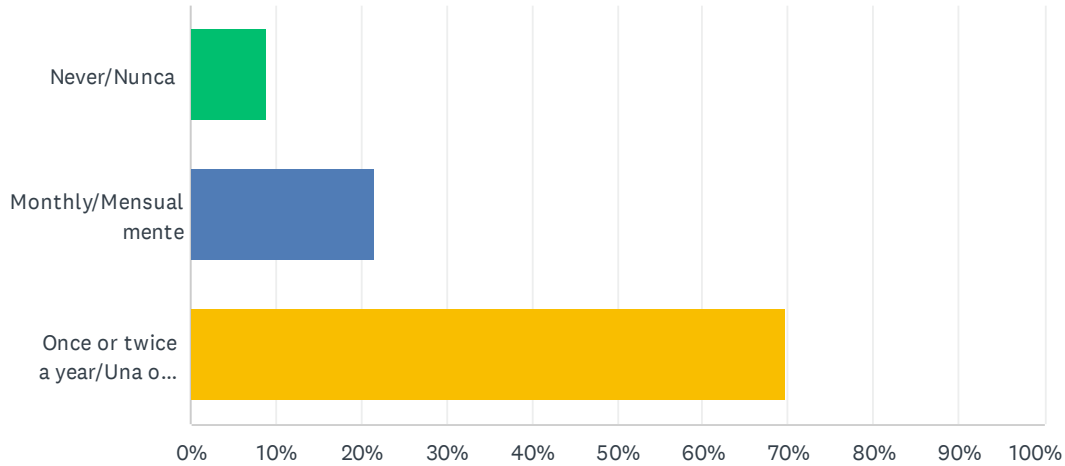


ANSWER CHOICES	RESPONSES	
Never/Nunca	1.44%	130
Sometimes/A veces	13.55%	1,221
Always/Siempre	85.01%	7,659
<b>TOTAL</b>		<b>9,010</b>



**Q7 How often did you attend a parent meeting or event at your child's school that supported your child's academic success?/¿Con qué frecuencia asistió a una reunión o evento de padres en la escuela de su hijo/a que apoyó el éxito académico de su hijo?**

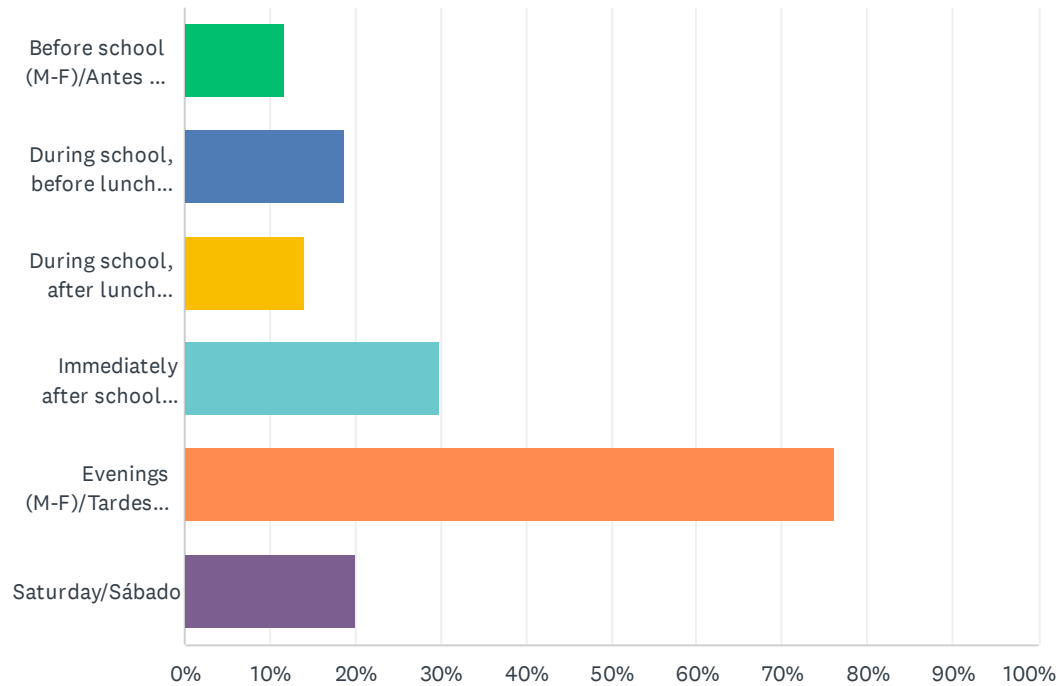
Answered: 8,569 Skipped: 1,091



ANSWER CHOICES	RESPONSES	
Never/Nunca	8.90%	763
Monthly/Mensualmente	21.47%	1,840
Once or twice a year/Una o dos veces al año	69.62%	5,966
<b>TOTAL</b>		<b>8,569</b>

## Q8 When is the best time for you to attend a school event for families?/ ¿Cuándo es el mejor momento para asistir a un evento escolar para familias?

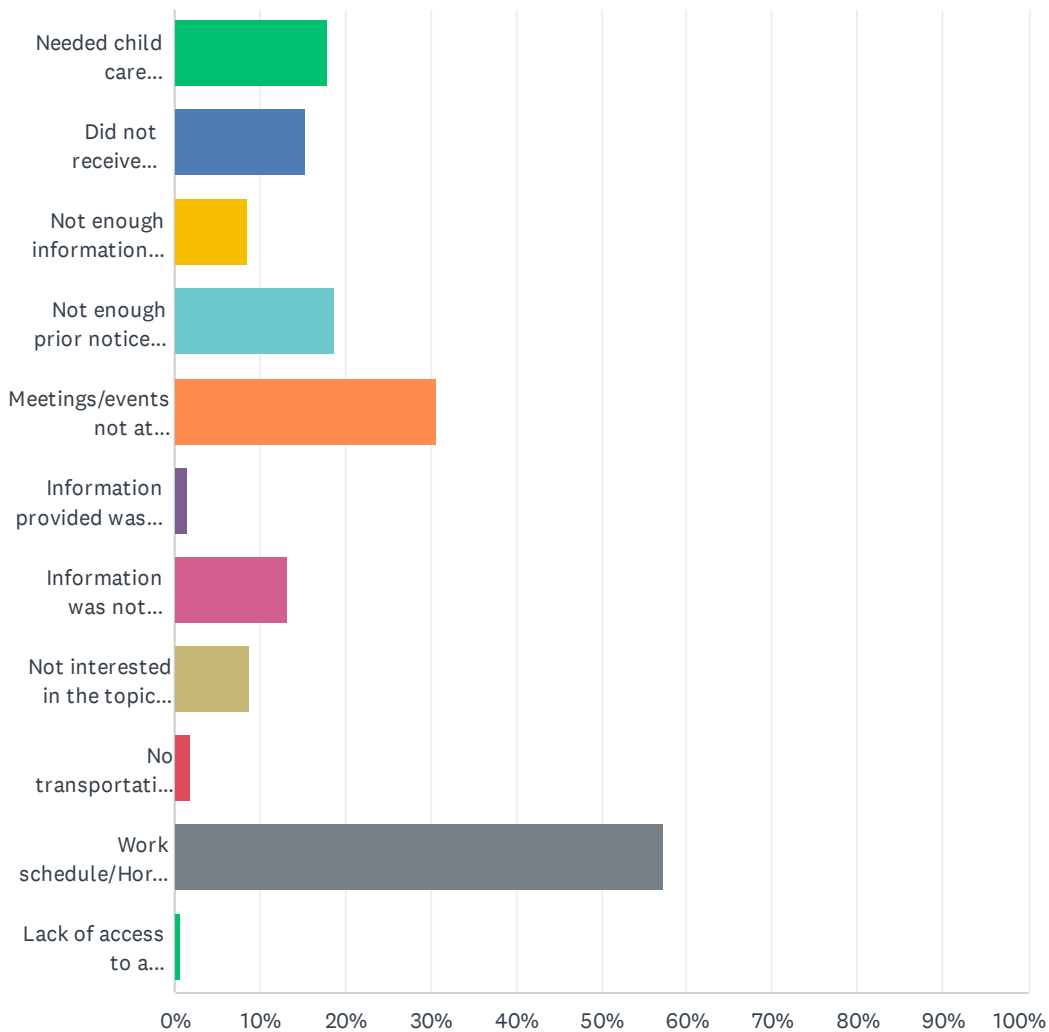
Answered: 8,923 Skipped: 737



ANSWER CHOICES	RESPONSES	
Before school (M-F)/Antes de la escuela (L-V)	11.70%	1,044
During school, before lunch (M-F)/Durante la escuela, antes del almuerzo (L-V)	18.83%	1,680
During school, after lunch (M-F)/Durante la escuela, después del almuerzo	14.18%	1,265
Immediately after school (M-F)/Inmediatamente después de clases (L-V)	29.91%	2,669
Evenings (M-F)/Tardes (L-V)	76.11%	6,791
Saturday/Sábado	20.11%	1,794
Total Respondents: 8,923		

**Q9 If you were unable to attend informational meetings or academic events, please share why. (Check all that apply)/Si no pudo asistir a reuniones informativas o eventos académicos, comparta por qué. (Marque todo lo que corresponda)**

Answered: 6,619 Skipped: 3,041

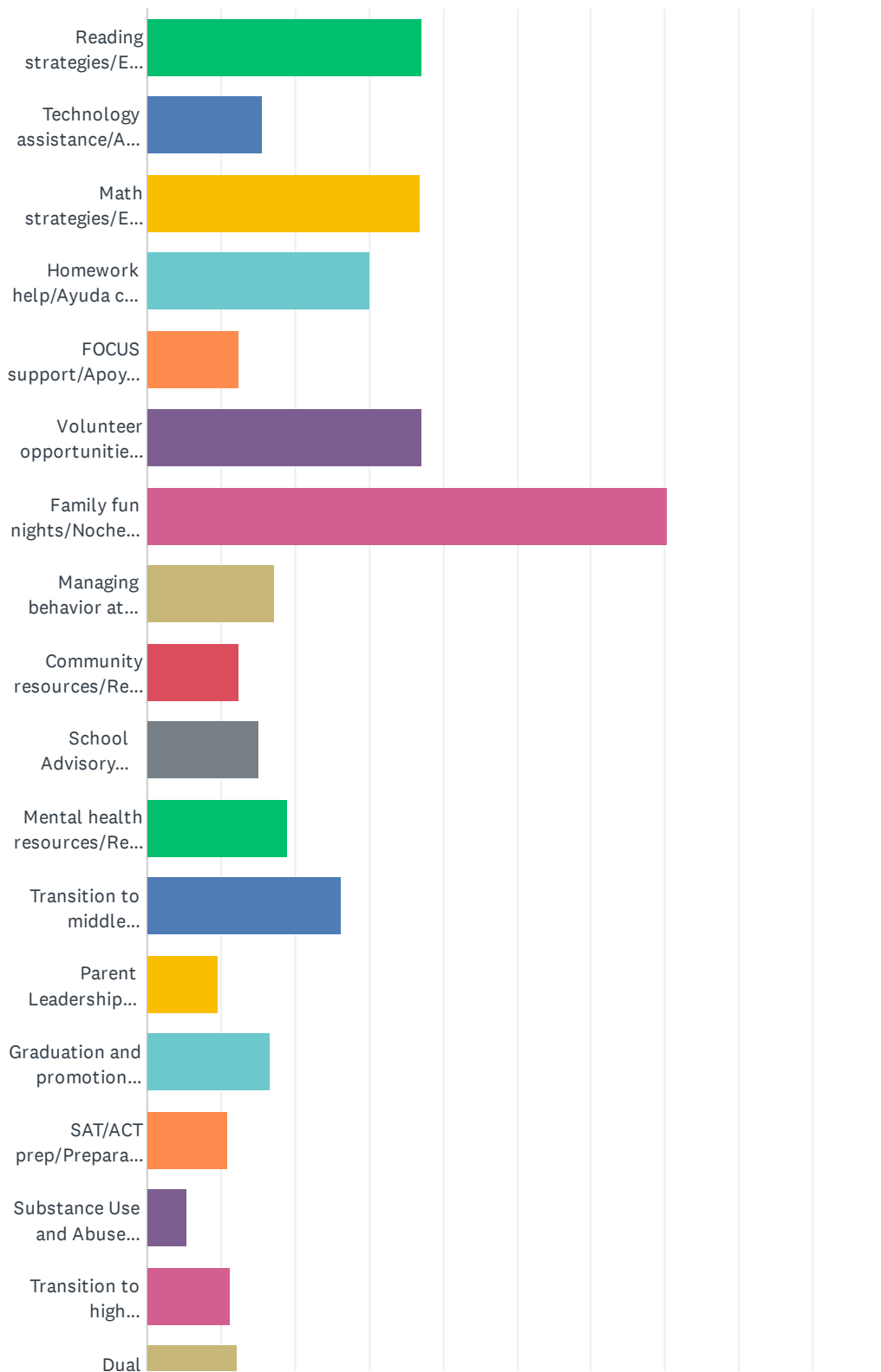


Brevard Public Schools Parent Survey 2022-2023/Encuesta de padres de las Escuelas Públicas de Brevard 2022-2023

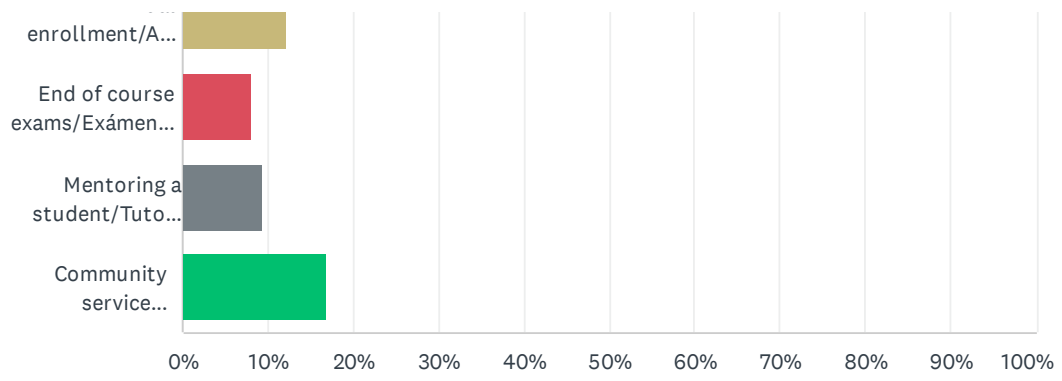
ANSWER CHOICES	RESPONSES	
Needed child care assistance/Asistencia necesaria para el cuidado de niños	17.81%	1,179
Did not receive information about meetings/events/No recibió información sobre reuniones/eventos	15.38%	1,018
Not enough information provided/No se proporciona suficiente información	8.60%	569
Not enough prior notice provided/No se proporciona aviso previo Reuniones	18.87%	1,249
Meetings/events not at convenient times/eventos que no son convenientes	30.76%	2,036
Information provided was difficult to understand/La información proporcionada fue difícil de entender	1.45%	96
Information was not relevant to me/my child/La información no era relevante para mí/mi hijo	13.19%	873
Not interested in the topics presented/No interesado en los temas presentados	8.69%	575
No transportation to get to meetings/events/No hay transporte para llegar a reuniones / eventos	1.98%	131
Work schedule/Horario de trabajo	57.40%	3,799
Lack of access to a device/Falta de acceso a un dispositivo	0.63%	42
Total Respondents: 6,619		

## Q10 Which of the following informational meetings and activities would you participate in or attend?/¿En cuál de las siguientes reuniones y actividades informativas participaría o asistiría?

Answered: 7,826 Skipped: 1,834



Brevard Public Schools Parent Survey 2022-2023/Encuesta de padres de las Escuelas Públicas de Brevard 2022-2023

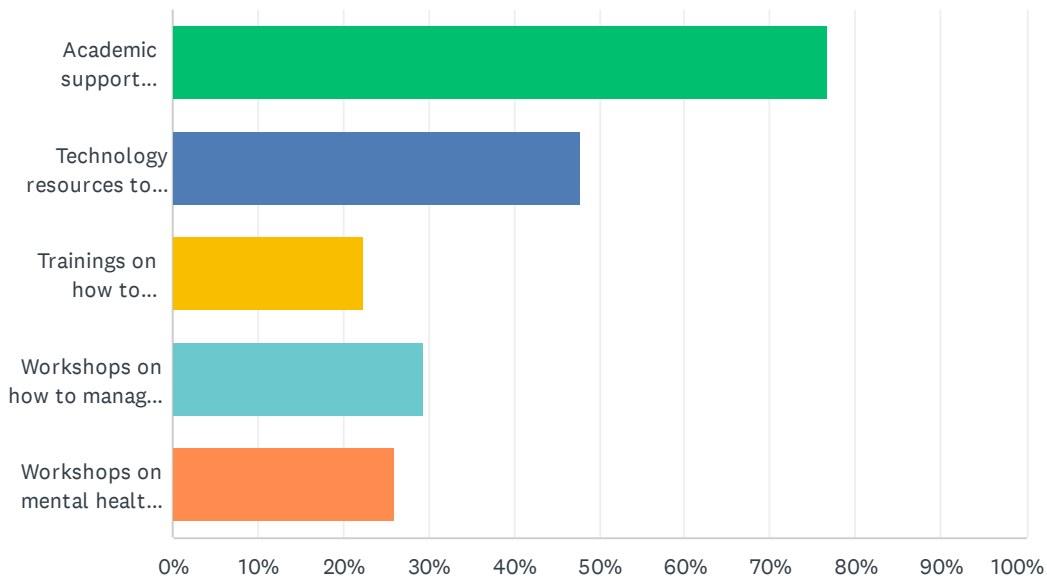


Brevard Public Schools Parent Survey 2022-2023/Encuesta de padres de las Escuelas Públicas de Brevard 2022-2023

ANSWER CHOICES	RESPONSES
Reading strategies/Estrategias de lectura	37.20% 2,911
Technology assistance/Asistencia tecnológica	15.63% 1,223
Math strategies/Estrategias matemáticas	36.89% 2,887
Homework help/Ayuda con la tarea	30.07% 2,353
FOCUS support/Apoyo a FOCUS	12.36% 967
Volunteer opportunities/Oportunidades de voluntariado	37.00% 2,896
Family fun nights/Noches de diversión familiar	70.28% 5,500
Managing behavior at home/Gestionar el comportamiento en casa	17.22% 1,348
Community resources/Recursos de la comunidad	12.34% 966
School Advisory Council (SAC) or Parent-Teacher Organization (PTO/PTA)/Consejo Asesor Escolar (SAC) u Organización de Padres y Maestros(PTO/PTA)	15.09% 1,181
Mental health resources/Recursos de salud mental	18.96% 1,484
Transition to middle school/Transición a la escuela intermedia	26.19% 2,050
Parent Leadership Team/Equipo de liderazgo para padres	9.65% 755
Graduation and promotion requirements/Requisitos de graduación y promoción	16.65% 1,303
SAT/ACT prep/Preparación para SAT/ACT	10.98% 859
Substance Use and Abuse (alcohol, street drugs, vaping, prescription drugs)/Uso y abuso de sustancias (alcohol, drogas callejeras, vapeo, medicamentos recetados)	5.26% 412
Transition to high school/Transición a la escuela secundaria	11.33% 887
Dual enrollment/Advanced Placement courses/Cursos de doble matrícula / colocación avanzada	12.13% 949
End of course exams/Exámenes de fin de curso	8.05% 630
Mentoring a student/Tutoría de un estudiante	9.38% 734
Community service projects/Proyectos de servicio comunitario	16.91% 1,323
Total Respondents: 7,826	

### Q11 What types of family engagement resources would you use if they were provided at your school?/¿Qué tipos de recursos de participación familiar utilizaría si se proporcionaran en su escuela?

Answered: 6,729 Skipped: 2,931

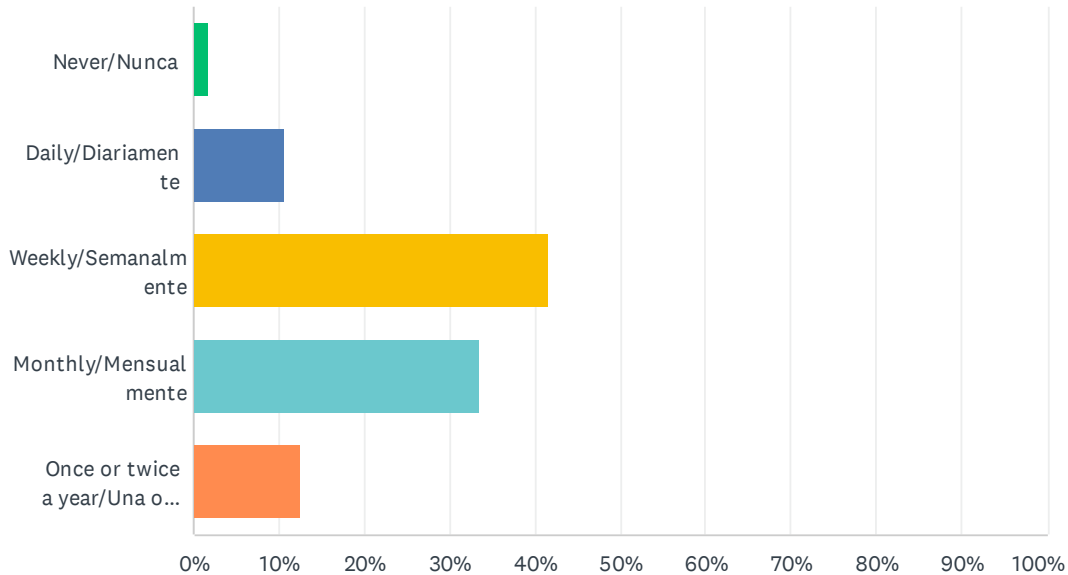


ANSWER CHOICES	RESPONSES
Academic support materials for families to use at home/Materiales de apoyo académico para que las familias los usen en casa	76.71% 5,162
Technology resources to support learning at home/Recursos tecnológicos para apoyar el aprendizaje en casa	47.66% 3,207
Trainings on how to participate in school decision-making committees/Capacitaciones sobre cómo participar en los comités de toma de decisiones escolares	22.37% 1,505
Workshops on how to manage behaviors at home/Talleres sobre cómo manejar comportamientos en casa	29.48% 1,984
Workshops on mental health resources/Talleres sobre recursos de salud mental	26.02% 1,751
Total Respondents: 6,729	



## Q12 How often do you communicate with your child's teachers?/¿Con qué frecuencia se comunica con los maestros de su hijo/a?

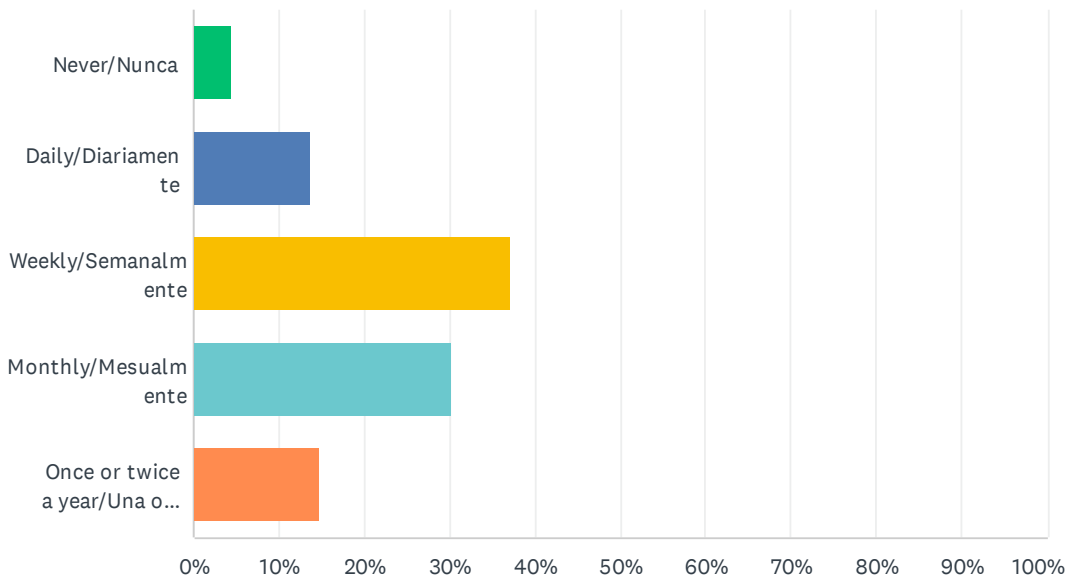
Answered: 8,204 Skipped: 1,456



ANSWER CHOICES	RESPONSES
Never/Nunca	1.67% 137
Daily/Diariamente	10.71% 879
Weekly/Semanalmente	41.65% 3,417
Monthly/Mensualmente	33.42% 2,742
Once or twice a year/Una o dos veces al año	12.54% 1,029
<b>TOTAL</b>	<b>8,204</b>

### Q13 How often does your child's teacher communicate with you about your child's progress?/¿Con qué frecuencia el maestro de su hijo/a se comunica con usted sobre el progreso de su hijo/a?

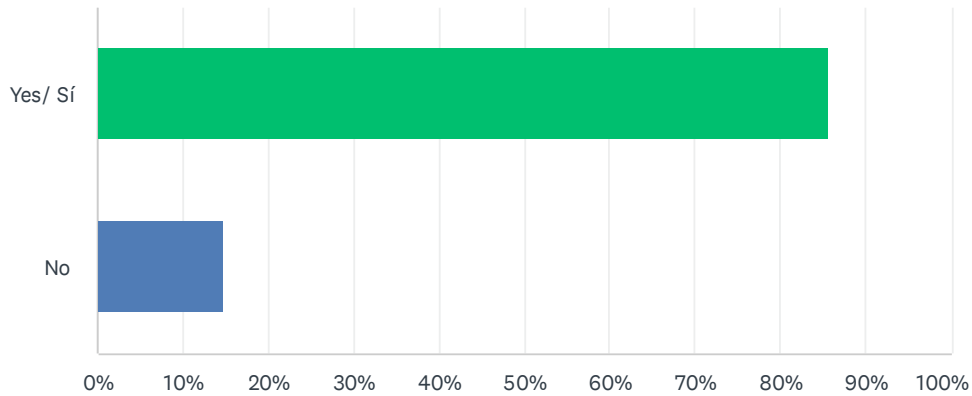
Answered: 8,112 Skipped: 1,548



ANSWER CHOICES	RESPONSES	
Never/Nunca	4.41%	358
Daily/Diariamente	13.68%	1,110
Weekly/Semanalmente	37.09%	3,009
Monthly/Mensualmente	30.20%	2,450
Once or twice a year/Una o dos veces al año	14.61%	1,185
<b>TOTAL</b>		<b>8,112</b>

**Q14 Are you satisfied with the relationship and communication you currently have with your child's principal?/¿Está satisfecho con la relación y la comunicación que tiene actualmente con el director de su hijo/a?**

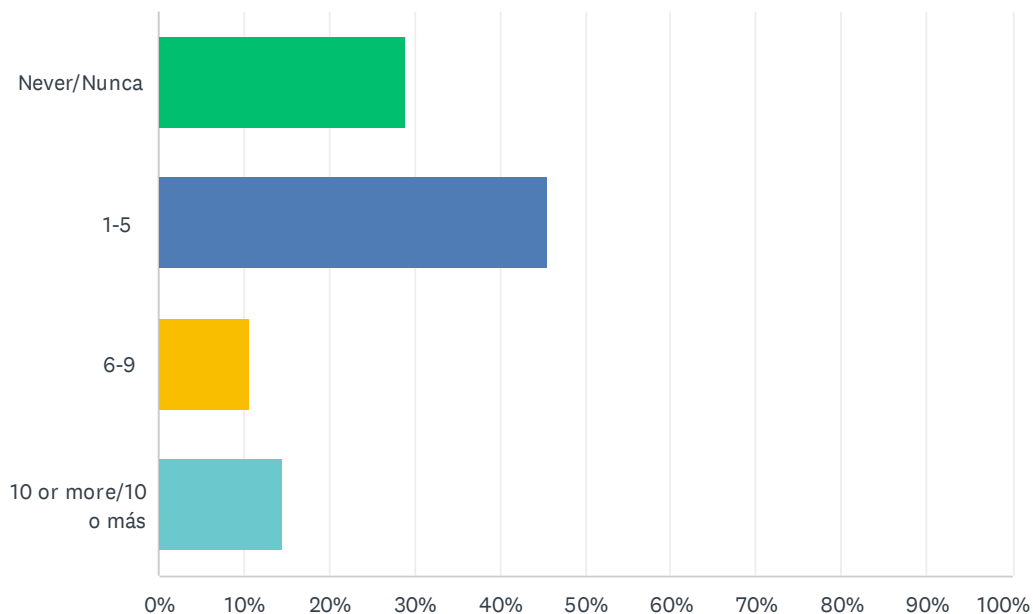
Answered: 8,019 Skipped: 1,641



ANSWER CHOICES	RESPONSES	
Yes/ Sí	85.76%	6,877
No	14.62%	1,172
Total Respondents: 8,019		

### Q15 How many times per month do you access your child's grades and attendance information through FOCUS?/¿Cuántas veces al mes accede a las calificaciones y la información de asistencia de su hijo a través de FOCUS?

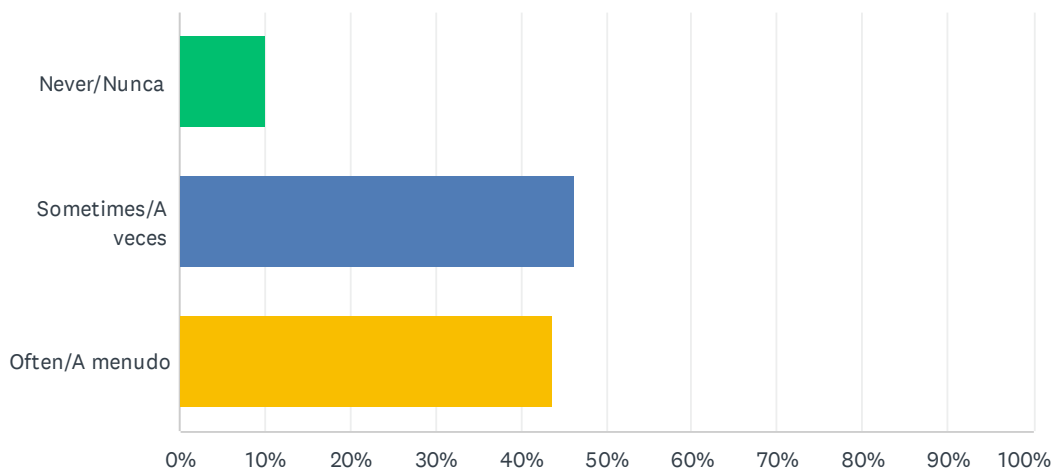
Answered: 8,079 Skipped: 1,581



ANSWER CHOICES	RESPONSES	
Never/Nunca	28.96%	2,340
1-5	45.72%	3,694
6-9	10.76%	869
10 or more/10 o más	14.56%	1,176
<b>TOTAL</b>		<b>8,079</b>

**Q16 How often does your child's school or teachers provide information about ways you can help your child's learning at home?/¿Con qué frecuencia la escuela o los maestros de su hijo/a proporcionan información sobre las formas en que puede ayudar al aprendizaje de su hijo/a en casa?**

Answered: 8,142 Skipped: 1,518



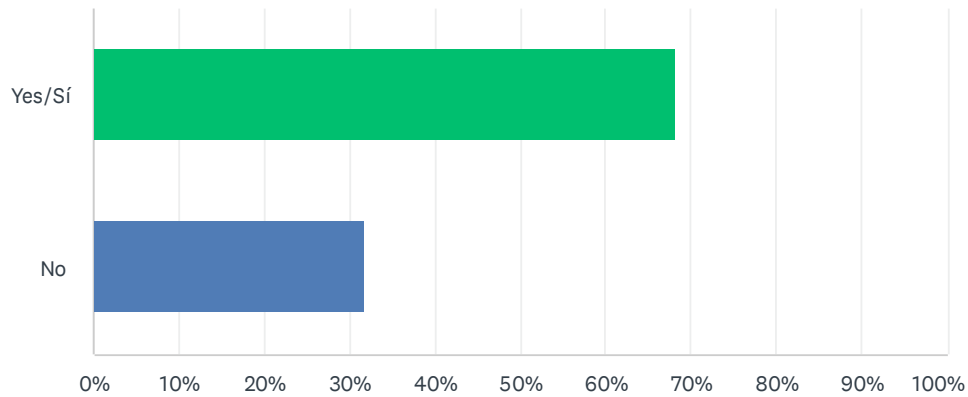
ANSWER CHOICES	RESPONSES
Never/Nunca	10.12% 824
Sometimes/A veces	46.23% 3,764
Often/A menudo	43.65% 3,554
TOTAL	8,142

**Q17 What can Brevard Public Schools do to ensure your child is successful in school?/¿Qué pueden hacer las Escuelas Públicas de Brevard para garantizar que su hijo/a tenga éxito en la escuela?**

Answered: 4,089 Skipped: 5,571

Q18 Have you been given opportunities to provide input and feedback into school decisions (school improvement, Title I services, event planning, discipline)?/¿Se le han dado oportunidades para proporcionar información y comentarios sobre las decisiones escolares (mejora escolar, servicios del Título I, planificación de eventos, disciplina)?

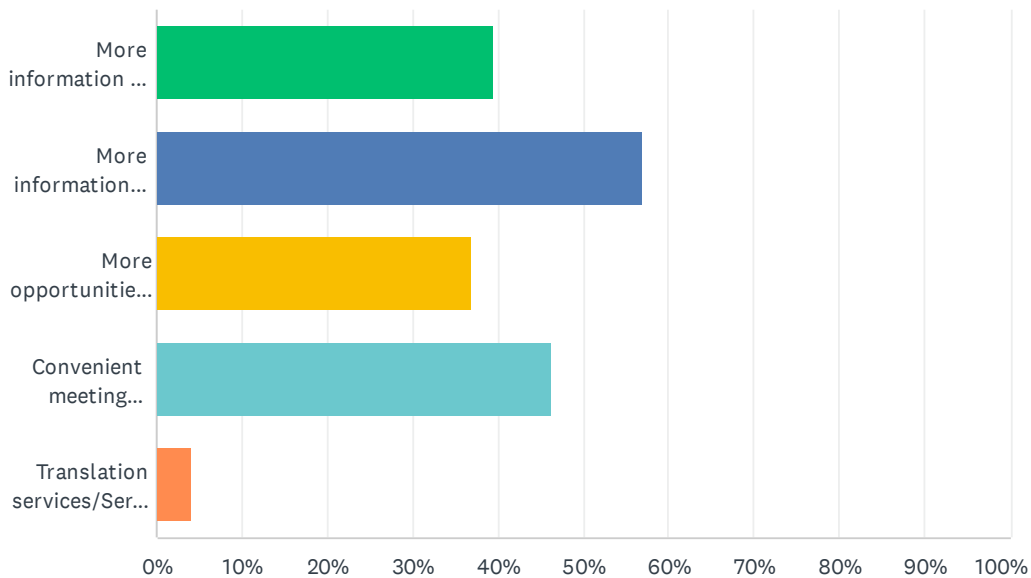
Answered: 7,810 Skipped: 1,850



ANSWER CHOICES	RESPONSES	
Yes/Sí	68.28%	5,333
No	31.72%	2,477
TOTAL		7,810

## Q19 How could your school assist you in playing a more active role in school decision-making?/Cómo podría su escuela ayudarlo a desempeñar un papel más activo en la toma de decisiones escolares?

Answered: 6,172 Skipped: 3,488

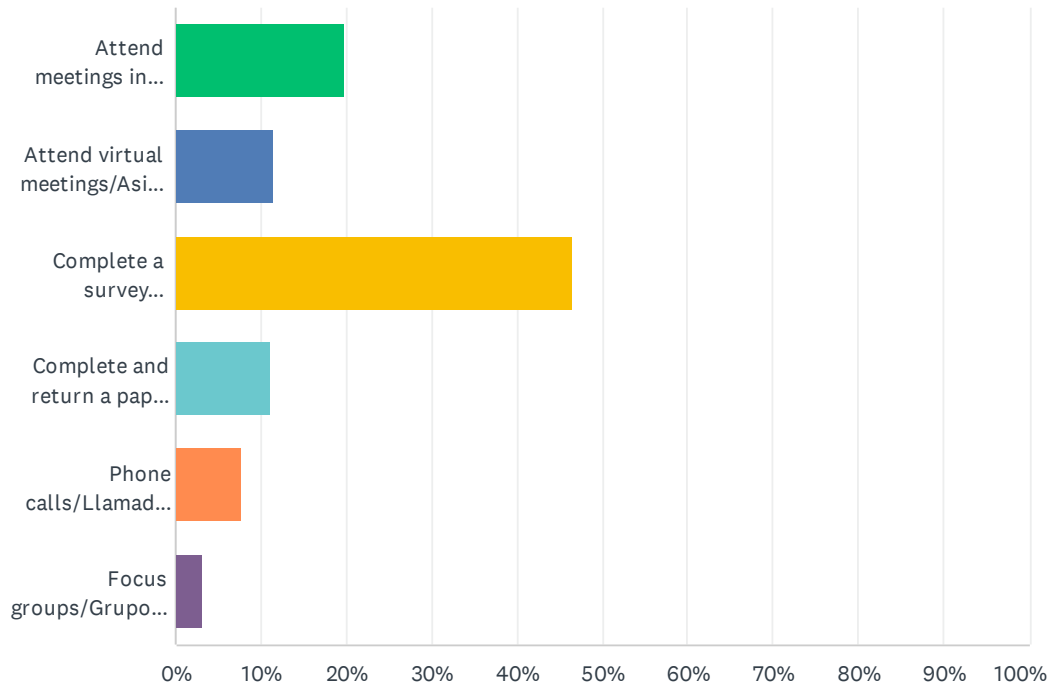


ANSWER CHOICES	RESPONSES
More information on how to become engaged/Más información sobre cómo comprometerse	39.36% 2,429
More information about school issues to be addressed/Más información sobre los problemas escolares que deben abordarse	56.93% 3,514
More opportunities to share my opinion about school issues/Más oportunidades para compartir mi opinión sobre temas escolares	36.81% 2,272
Convenient meeting times/Horarios de reunión convenientes	46.26% 2,855
Translation services/Servicios de traducción	4.08% 252
Total Respondents: 6,172	



## Q20 What is the best way for you to provide input regarding your child's school?/¿Cuál es la mejor manera de proporcionar información sobre la escuela de su hijo/a?

Answered: 7,440 Skipped: 2,220



ANSWER CHOICES	RESPONSES	
Attend meetings in person/Asistir a reuniones en persona	19.83%	1,475
Attend virtual meetings/Asistir a reuniones virtuales	11.55%	859
Complete a survey online/Completar una encuesta en línea	46.47%	3,457
Complete and return a paper survey/Completar y devolver una encuesta en papel	11.17%	831
Phone calls/Llamadas telefónicas	7.72%	574
Focus groups/Grupos focales	3.28%	244
<b>TOTAL</b>		<b>7,440</b>

Q21 What do you feel is working well at your child's school? (This is your chance to brag about your school and share what you like about it!)/¿Qué cree que está funcionando bien en la escuela de su hijo/a? (¡Esta es su oportunidad de presumir de su escuela y compartir lo que le gusta de ella!)

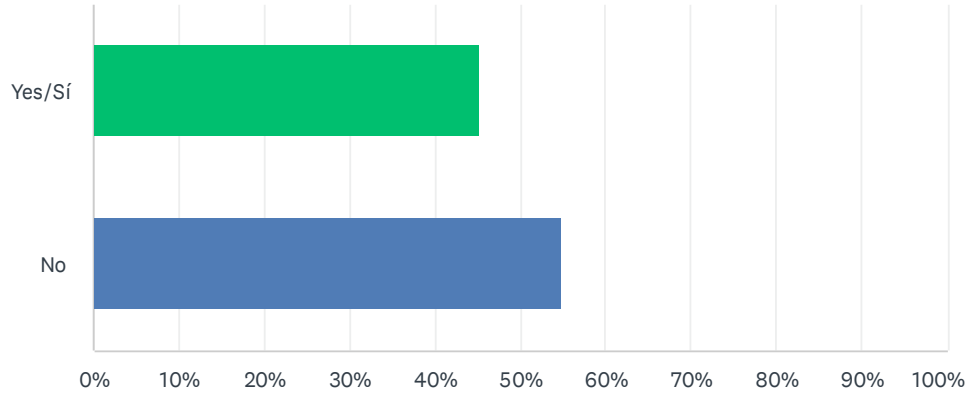
Answered: 4,251 Skipped: 5,409

Q22 What do you feel is not working, difficult, and/or needs improvement at your child's school? (This is your chance to tell us what you would like to see changed.)/¿Qué cree que no funciona, es difícil y/o necesita mejoras en la escuela de su hijo/a? (Esta es su oportunidad de decirnos lo que le gustaría ver cambiado).

Answered: 3,894 Skipped: 5,766

### Q23 Have you visited the Open Enrollment Parental Choice webpage?/ ¿Ha visitado la página web de Open Enrollment Parental Choice?

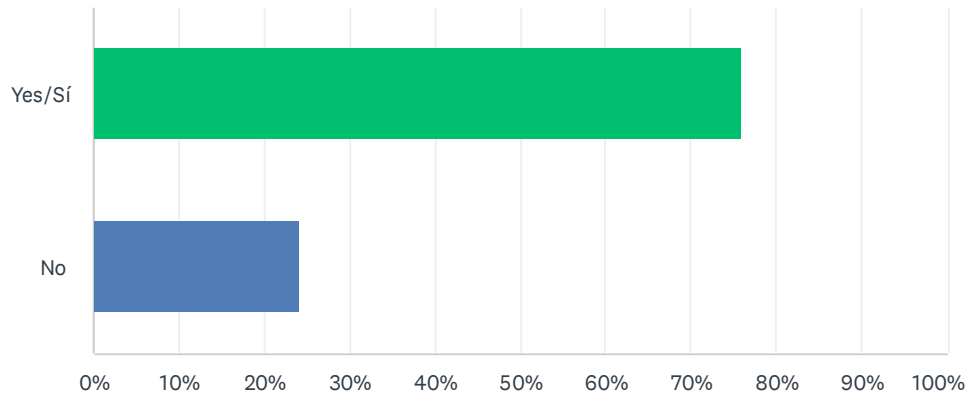
Answered: 7,515 Skipped: 2,145



ANSWER CHOICES	RESPONSES	
Yes/Sí	45.10%	3,389
No	54.90%	4,126
TOTAL		7,515

Q24 Are you aware of the school enrollment choices available to your child at Brevard Public Schools?/¿Está al tanto de las opciones de inscripción escolar disponibles para su hijo en las Escuelas Públicas de Brevard?

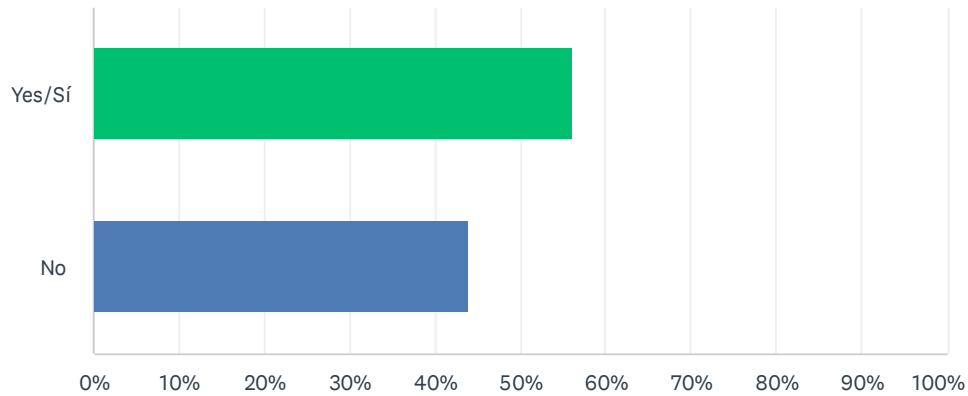
Answered: 7,521 Skipped: 2,139



ANSWER CHOICES	RESPONSES	
Yes/Sí	75.81%	5,702
No	24.19%	1,819
TOTAL		7,521

Q25 Do you use the district website to find information about your child's education?/¿Utiliza el sitio web del distrito para encontrar información sobre la educación de su hijo/a?

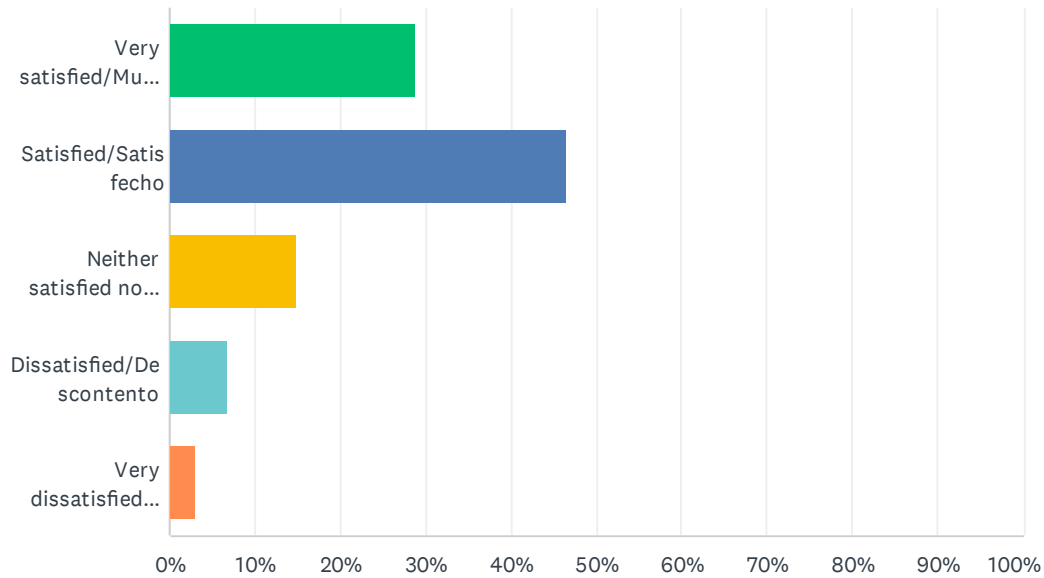
Answered: 7,470 Skipped: 2,190



ANSWER CHOICES	RESPONSES	
Yes/Sí	55.98%	4,182
No	44.02%	3,288
TOTAL		7,470

## Q26 Please rate your overall satisfaction with Brevard Public Schools./Por favor, califique su satisfacción general con las Escuelas Públicas de Brevard.

Answered: 7,629 Skipped: 2,031



ANSWER CHOICES	RESPONSES	
Very satisfied/Muy satisfecho	28.69%	2,189
Satisfied/Satisfecho	46.55%	3,551
Neither satisfied nor dissatisfied/Ni satisfecho ni insatisfecho	14.88%	1,135
Dissatisfied/Descontento	6.84%	522
Very dissatisfied/Muy insatisfecho	3.04%	232
<b>TOTAL</b>		<b>7,629</b>