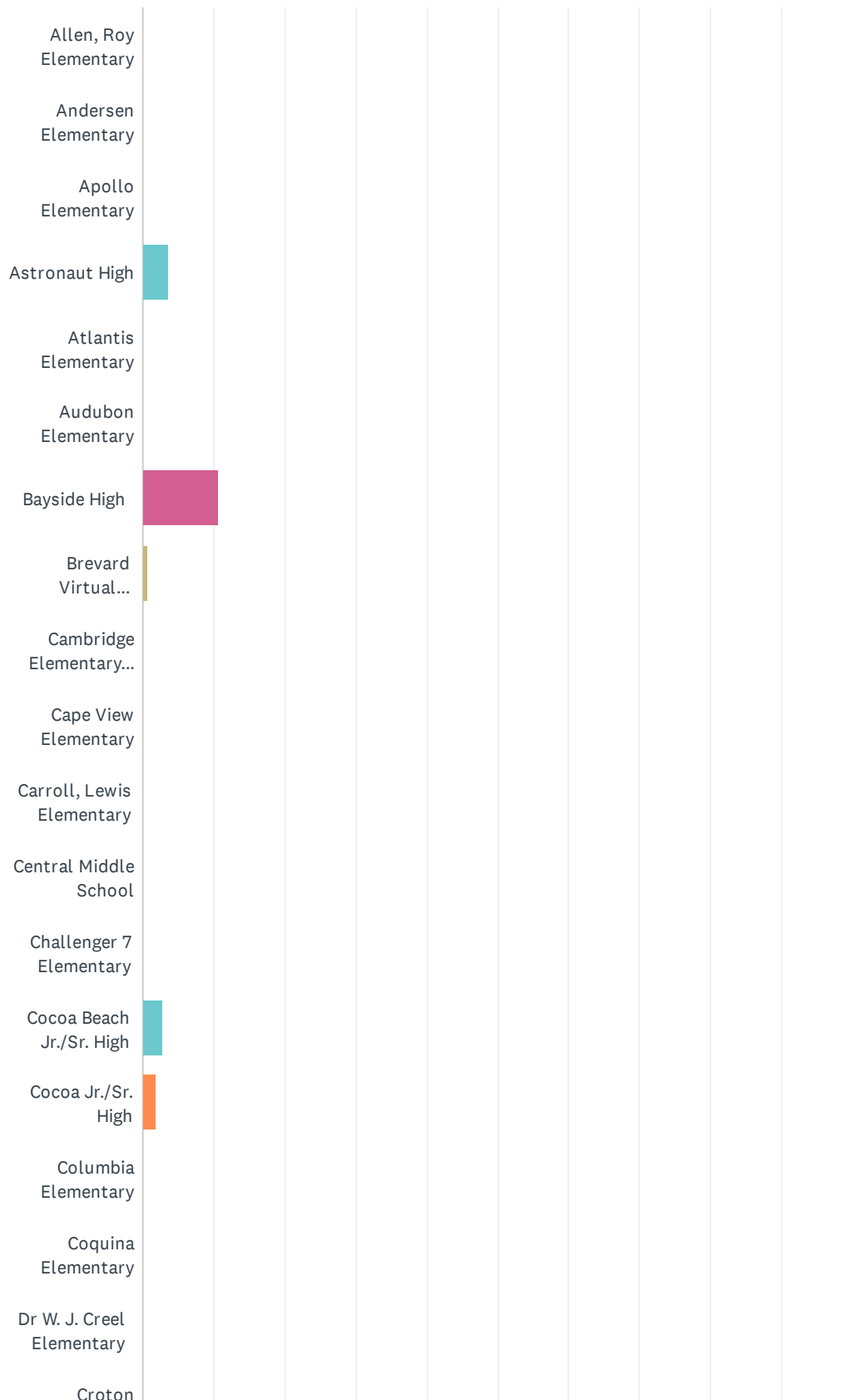
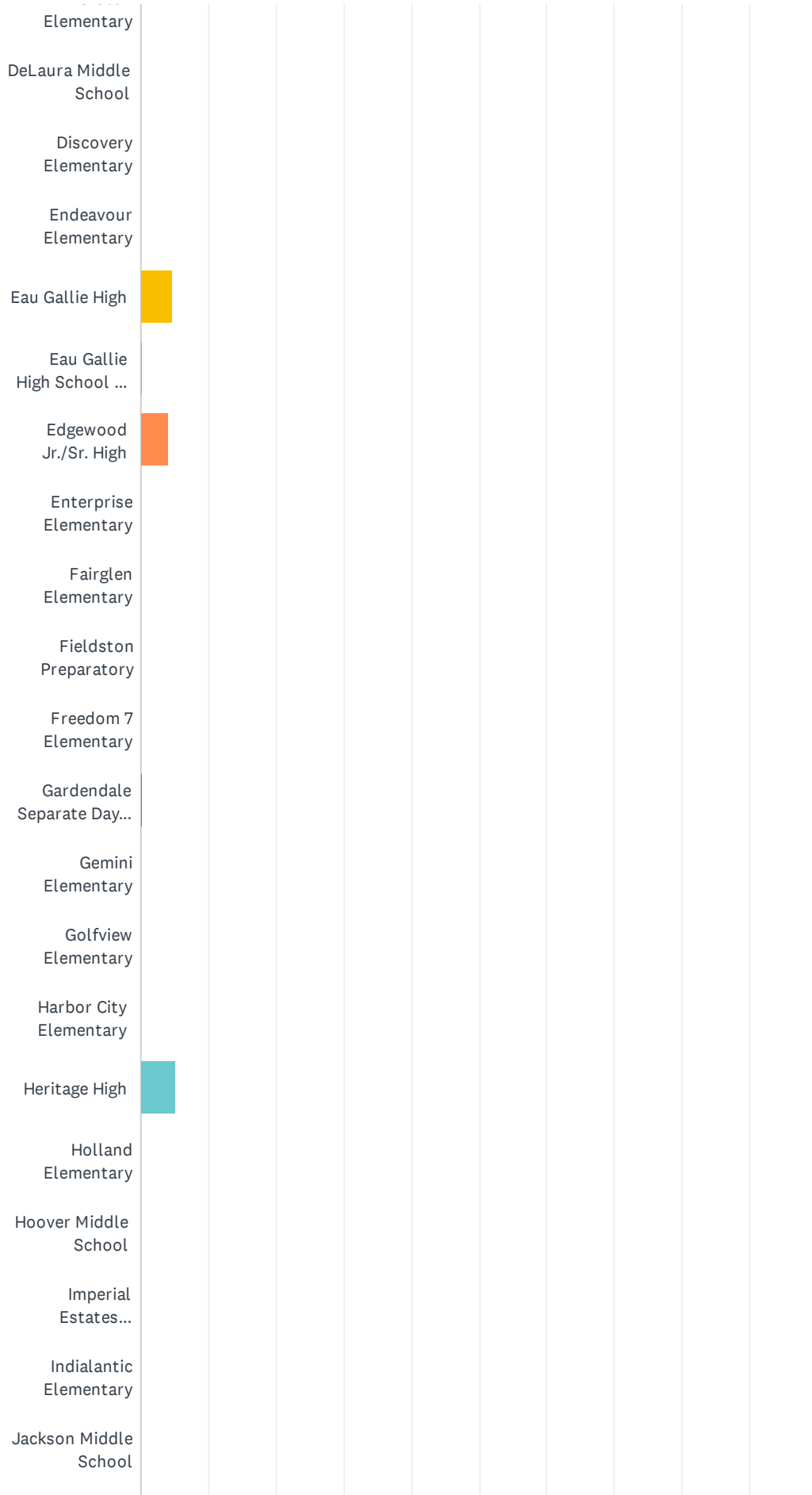


# Q1 What school does your child attend?/ ¿A qué escuela asiste su hijo/a?

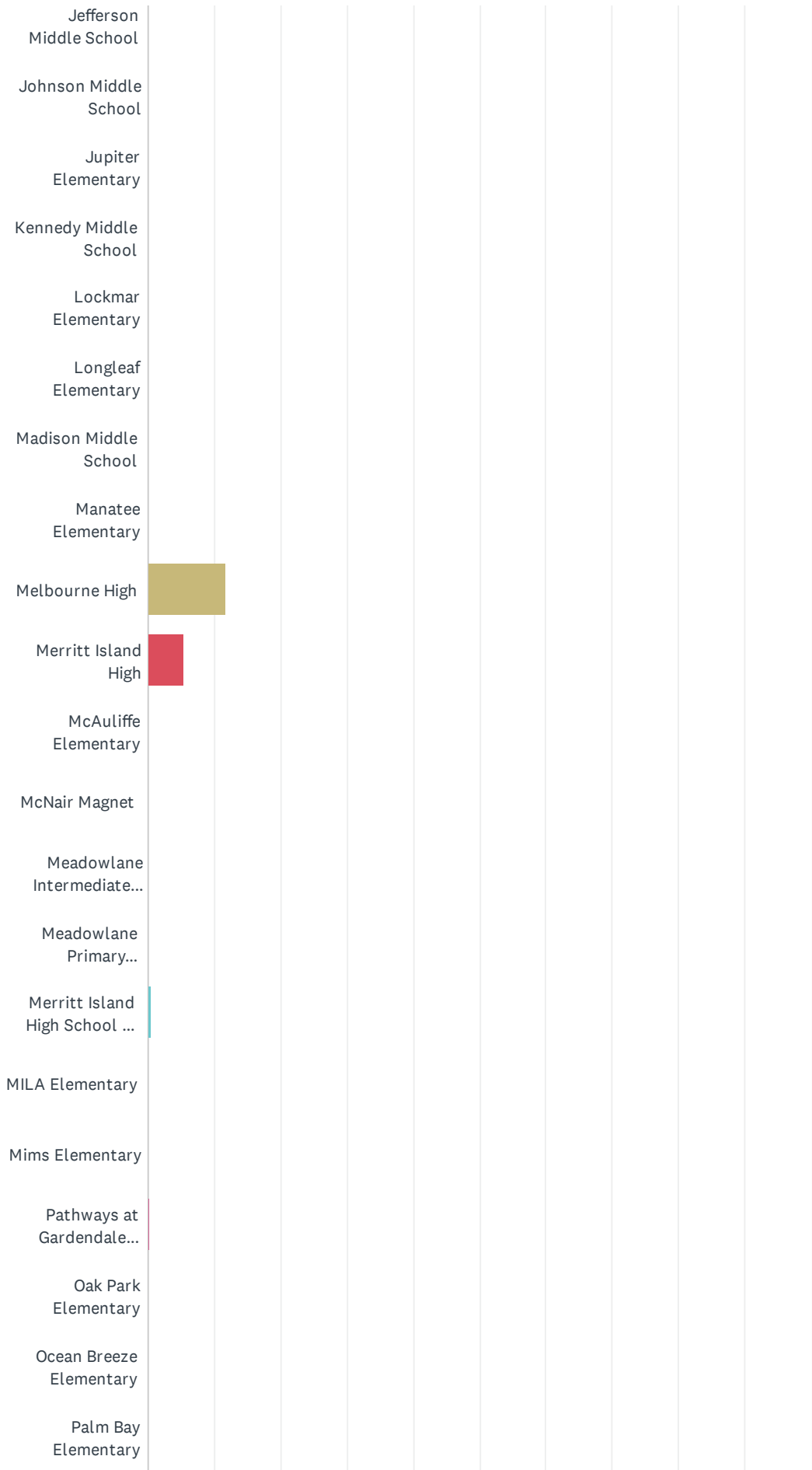
Answered: 5,480 Skipped: 0



Brevard Public Schools Parent Survey 2022-2023/Encuesta de padres de las Escuelas Públicas de Brevard 2022-2023



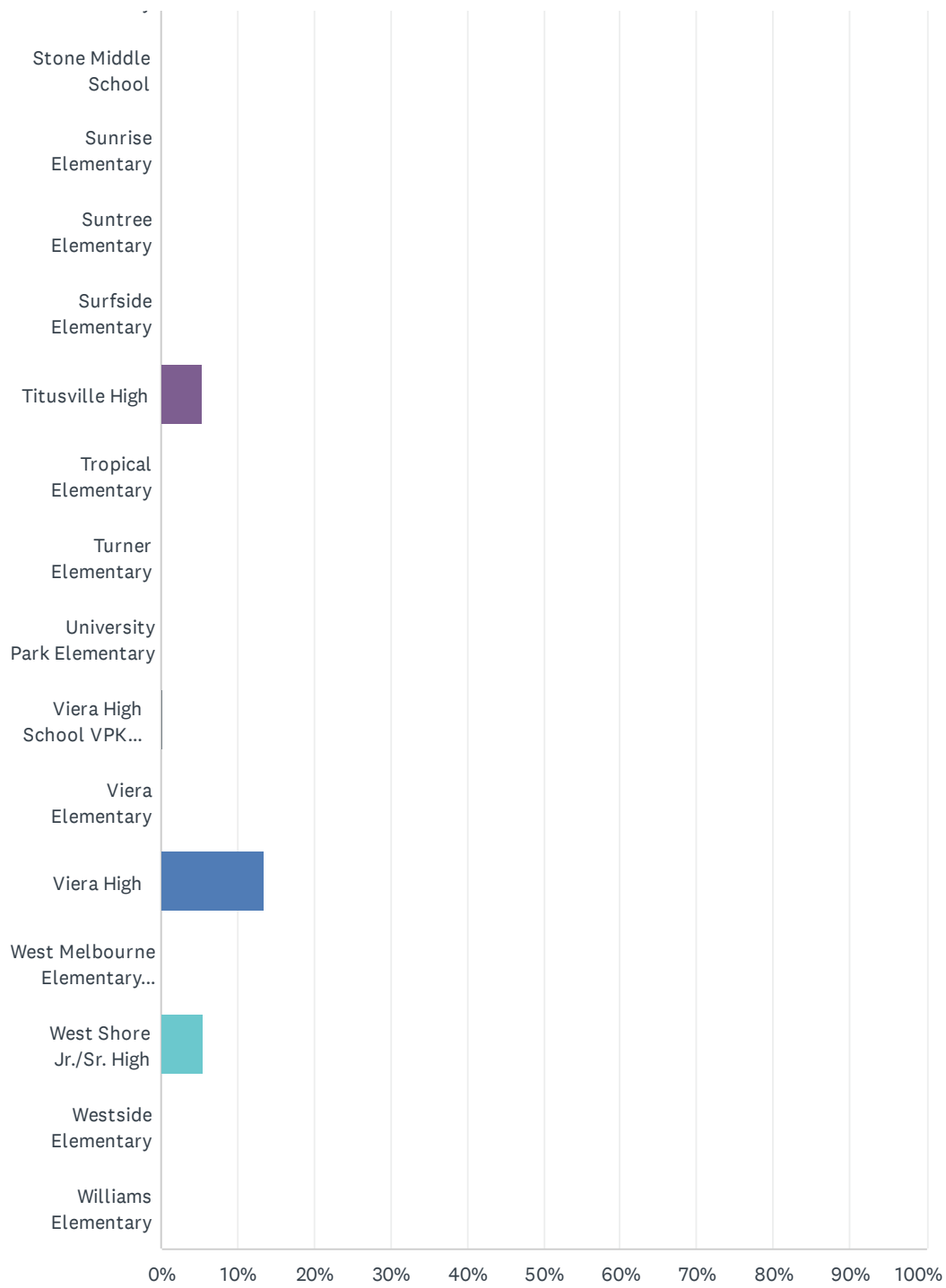
Brevard Public Schools Parent Survey 2022-2023/Encuesta de padres de las Escuelas Públicas de Brevard 2022-2023



Brevard Public Schools Parent Survey 2022-2023/Encuesta de padres de las Escuelas Públicas de Brevard 2022-2023



Brevard Public Schools Parent Survey 2022-2023/Encuesta de padres de las Escuelas Públicas de Brevard 2022-2023



Brevard Public Schools Parent Survey 2022-2023/Encuesta de padres de las Escuelas Públicas de Brevard 2022-2023

ANSWER CHOICES	RESPONSES	
Allen, Roy Elementary	0.02%	1
Andersen Elementary	0.02%	1
Apollo Elementary	0.00%	0
Astronaut High	3.54%	194
Atlantis Elementary	0.02%	1
Audubon Elementary	0.00%	0
Bayside High	10.68%	585
Brevard Virtual Instruction Program (BVIP)	0.71%	39
Cambridge Elementary Magnet	0.00%	0
Cape View Elementary	0.00%	0
Carroll, Lewis Elementary	0.00%	0
Central Middle School	0.02%	1
Challenger 7 Elementary	0.00%	0
Cocoa Beach Jr./Sr. High	2.85%	156
Cocoa Jr./Sr. High	1.86%	102
Columbia Elementary	0.00%	0
Coquina Elementary	0.04%	2
Dr W. J. Creel Elementary	0.02%	1
Croton Elementary	0.02%	1
DeLaura Middle School	0.02%	1
Discovery Elementary	0.02%	1
Endeavour Elementary	0.00%	0
Eau Gallie High	4.60%	252
Eau Gallie High School VPK program	0.11%	6
Edgewood Jr./Sr. High	4.12%	226
Enterprise Elementary	0.00%	0
Fairglen Elementary	0.02%	1
Fieldston Preparatory	0.00%	0
Freedom 7 Elementary	0.00%	0
Gardendale Separate Day School	0.13%	7
Gemini Elementary	0.00%	0
Golfview Elementary	0.00%	0

Brevard Public Schools Parent Survey 2022-2023/Encuesta de padres de las Escuelas Públicas de Brevard 2022-2023

Harbor City Elementary	0.00%	0
Heritage High	5.16%	283
Holland Elementary	0.04%	2
Hoover Middle School	0.02%	1
Imperial Estates Elementary	0.00%	0
Indialantic Elementary	0.00%	0
Jackson Middle School	0.00%	0
Jefferson Middle School	0.00%	0
Johnson Middle School	0.04%	2
Jupiter Elementary	0.02%	1
Kennedy Middle School	0.04%	2
Lockmar Elementary	0.04%	2
Longleaf Elementary	0.00%	0
Madison Middle School	0.00%	0
Manatee Elementary	0.02%	1
Melbourne High	11.66%	639
Merritt Island High	5.29%	290
McAuliffe Elementary	0.04%	2
McNair Magnet	0.00%	0
Meadowlane Intermediate Elementary	0.04%	2
Meadowlane Primary Elementary	0.00%	0
Merritt Island High School VPK program	0.33%	18
MILA Elementary	0.00%	0
Mims Elementary	0.00%	0
Pathways at Gardendale (North/Central Area Alternative Center)	0.16%	9
Oak Park Elementary	0.00%	0
Ocean Breeze Elementary	0.04%	2
Palm Bay Elementary	0.07%	4
Palm Bay Magnet High	6.02%	330
Palm Bay High School VPK program	0.07%	4
Pinewood Elementary	0.02%	1
Port Malabar Elementary	0.02%	1
Quest Elementary School	0.00%	0
Riverdale Country Day School	0.00%	0

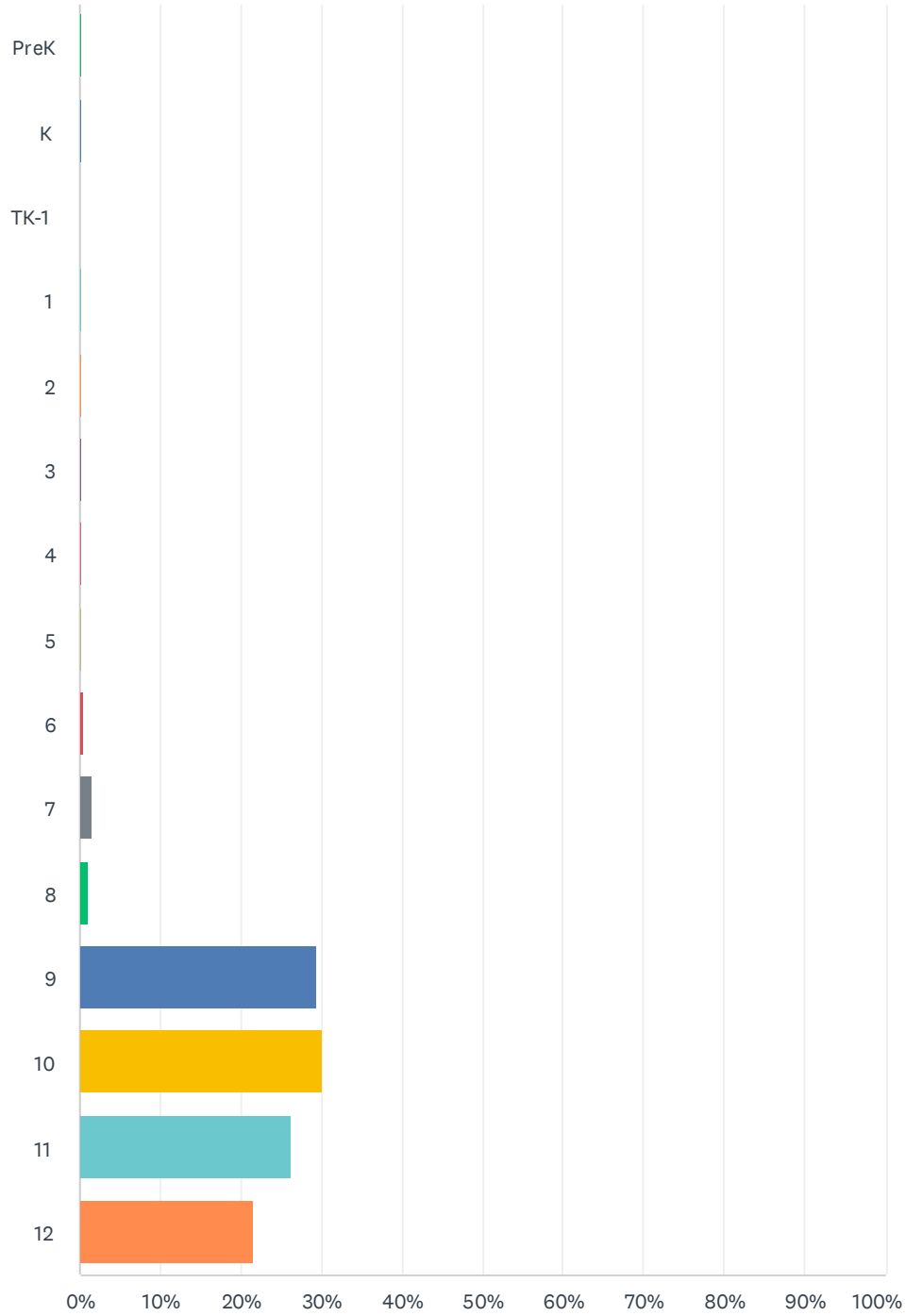
Brevard Public Schools Parent Survey 2022-2023/Encuesta de padres de las Escuelas Públicas de Brevard 2022-2023

Riviera Elementary	0.00%	0
Rockledge High	4.93%	270
Roosevelt Elementary	0.00%	0
Sabal Elementary	0.02%	1
Satellite High	8.43%	462
Satellite High School VPK program	0.04%	2
Saturn Elementary	0.00%	0
Sea Park Elementary	0.00%	0
Sherwood Elementary	0.00%	0
Pathways at Pine Grove (South Area Alternative Center)	0.00%	0
South Area Head Start	0.00%	0
South Lake Elementary	0.00%	0
Southwest Middle School	0.02%	1
Space Coast Jr./Sr. High	4.05%	222
Stevenson Elementary	0.02%	1
Stone Middle School	0.00%	0
Sunrise Elementary	0.04%	2
Suntree Elementary	0.00%	0
Surfside Elementary	0.00%	0
Titusville High	5.27%	289
Tropical Elementary	0.00%	0
Turner Elementary	0.04%	2
University Park Elementary	0.00%	0
Viera High School VPK program	0.20%	11
Viera Elementary	0.07%	4
Viera High	13.38%	733
West Melbourne Elementary School for Science	0.05%	3
West Shore Jr./Sr. High	5.49%	301
Westside Elementary	0.04%	2
Williams Elementary	0.00%	0
<b>TOTAL</b>		<b>5,480</b>



## Q2 What is your child's current grade level?/¿Cuál es el nivel de grado actual de su hijo/a?

Answered: 5,480 Skipped: 0



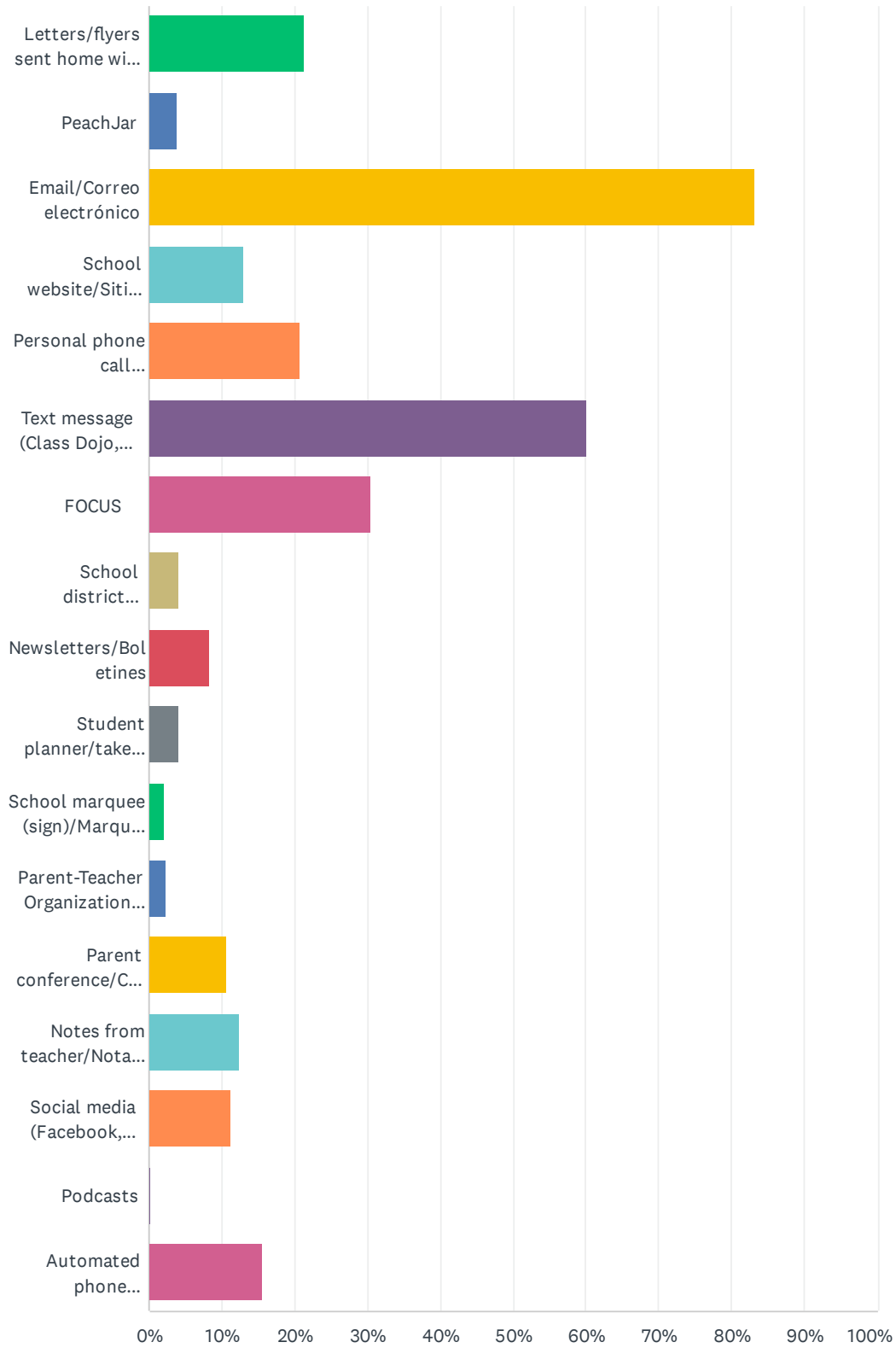
Brevard Public Schools Parent Survey 2022-2023/Encuesta de padres de las Escuelas Públicas de Brevard 2022-2023

ANSWER CHOICES	RESPONSES	
PreK	0.26%	14
K	0.27%	15
TK-1	0.05%	3
1	0.22%	12
2	0.18%	10
3	0.24%	13
4	0.22%	12
5	0.16%	9
6	0.33%	18
7	1.42%	78
8	1.13%	62
9	29.47%	1,615
10	30.07%	1,648
11	26.15%	1,433
12	21.55%	1,181
Total Respondents: 5,480		

Q3 What is the best way to provide you with important information regarding school events and/or your child's progress? (check all that apply)/¿Cuál es la mejor manera de proporcionarle información importante sobre los eventos escolares y / o el progreso de su hijo/a? (comprobar todo lo que corresponda)

Answered: 5,451 Skipped: 29

Brevard Public Schools Parent Survey 2022-2023/Encuesta de padres de las Escuelas Públicas de Brevard 2022-2023

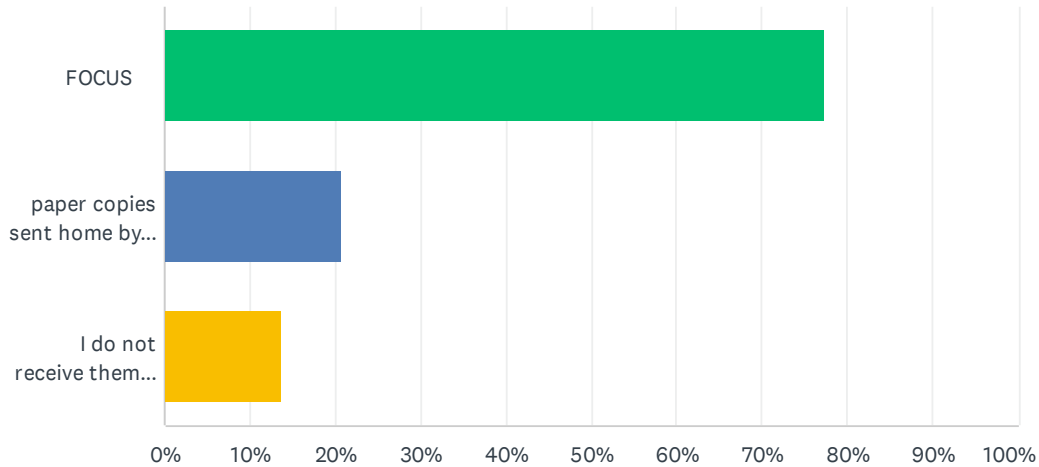


Brevard Public Schools Parent Survey 2022-2023/Encuesta de padres de las Escuelas Públicas de Brevard 2022-2023

ANSWER CHOICES	RESPONSES	
Letters/flyers sent home with students/Cartas/volantes enviados a casa con los estudiantes	21.32%	1,162
PeachJar	3.93%	214
Email/Correo electrónico	83.21%	4,536
School website/Sitio web de la escuela	12.97%	707
Personal phone call home/Llamada telefónica personal a casa	20.66%	1,126
Text message (Class Dojo, Remind)/Mensaje de texto (Clase Dojo, Recuerdo)	60.15%	3,279
FOCUS	30.40%	1,657
School district website/Sitio web del distrito escolar	4.00%	218
Newsletters/Boletines	8.42%	459
Student planner/take-home folder/Planificador de estudiantes / carpeta para llevar a casa	3.98%	217
School marquee (sign)/Marquesina escolar (firmar)	2.05%	112
Parent-Teacher Organization (PTO/PTA)/Organización de Padres y Maestros (PTO/PTA)	2.40%	131
Parent conference/Conferencia de padres	10.64%	580
Notes from teacher/Notas del maestro	12.40%	676
Social media (Facebook, Twitter)/Redes sociales (Facebook, Twitter)	11.21%	611
Podcasts	0.31%	17
Automated phone call/Llamada telefónica automatizada	15.50%	845
Total Respondents: 5,451		

## Q4 How do you receive interim reports and report cards?/¿Cómo recibe los informes provisionales y las libretas de calificaciones?

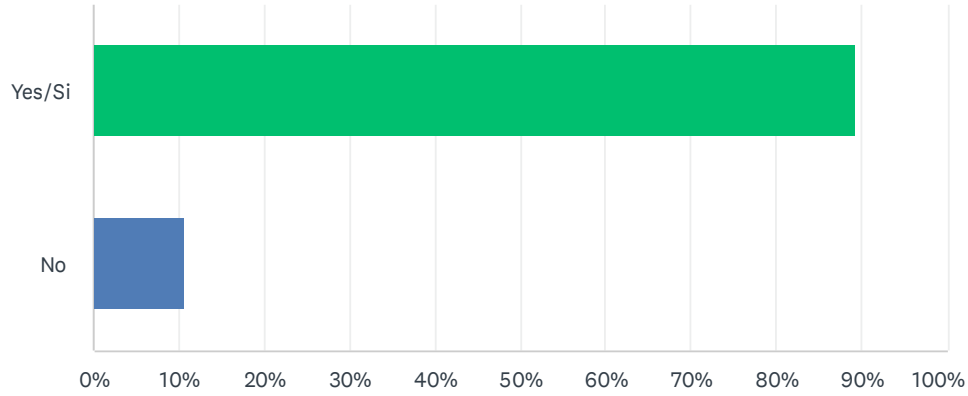
Answered: 5,068 Skipped: 412



ANSWER CHOICES	RESPONSES	
FOCUS	77.31%	3,918
paper copies sent home by the school/Copias en papel enviadas a casa por la Escuela	20.66%	1,047
I do not receive them/No los recibo	13.73%	696
Total Respondents: 5,068		

## Q5 Do you feel welcome at your child's school?/¿Se siente bienvenido en la escuela de su hijo/a?

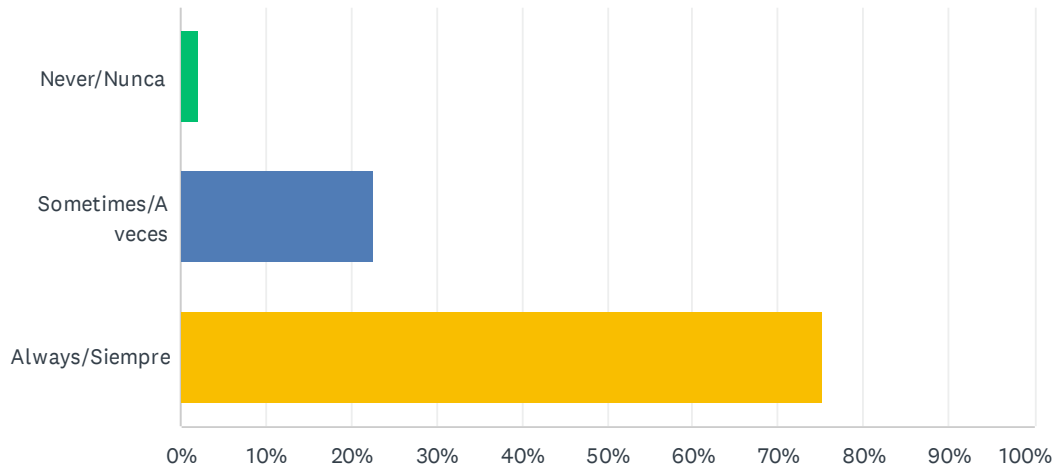
Answered: 5,024 Skipped: 456



ANSWER CHOICES	RESPONSES	
Yes/Si	89.33%	4,488
No	10.67%	536
TOTAL		5,024

**Q6 The office staff at my school is polite and is helpful in addressing my questions or concerns./El personal de la oficina de mi escuela es educado y es útil para abordar mis preguntas o inquietudes.**

Answered: 5,081 Skipped: 399

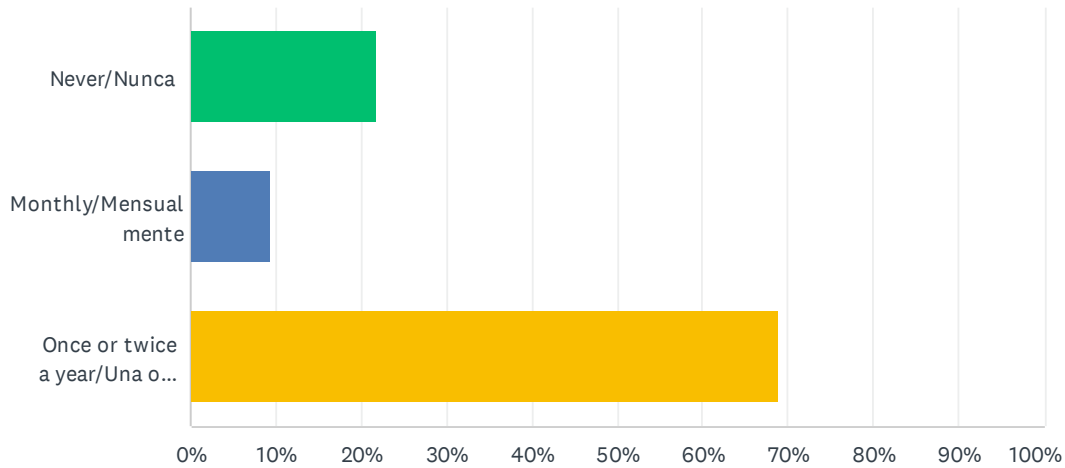


ANSWER CHOICES	RESPONSES	
Never/Nunca	2.15%	109
Sometimes/A veces	22.59%	1,148
Always/Siempre	75.26%	3,824
<b>TOTAL</b>		<b>5,081</b>



**Q7 How often did you attend a parent meeting or event at your child's school that supported your child's academic success?/¿Con qué frecuencia asistió a una reunión o evento de padres en la escuela de su hijo/a que apoyó el éxito académico de su hijo?**

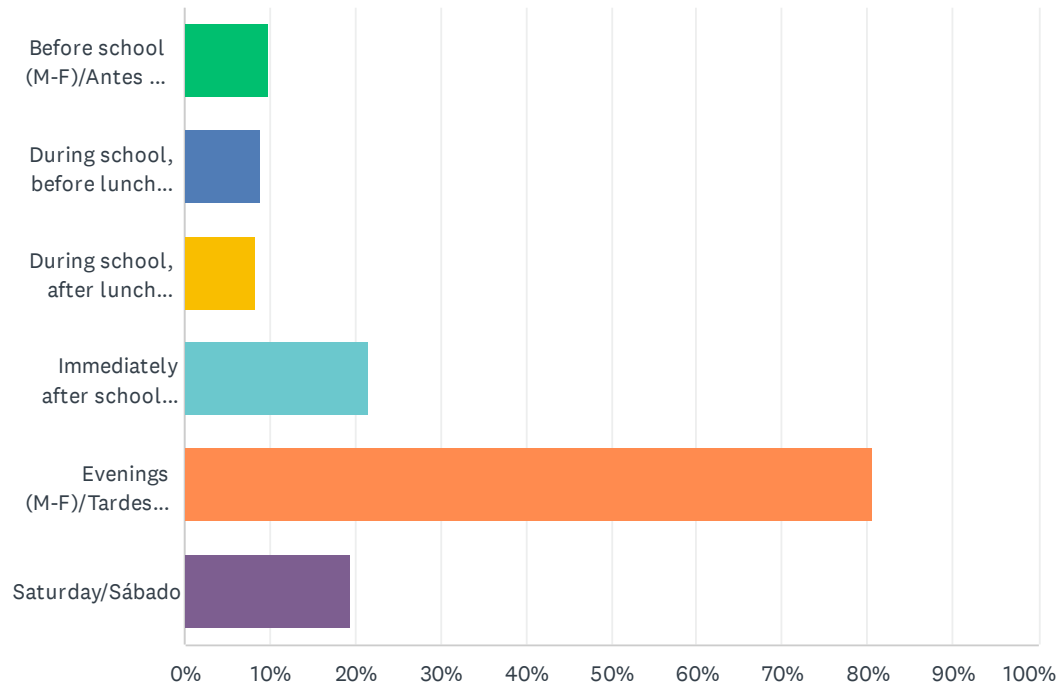
Answered: 4,900 Skipped: 580



ANSWER CHOICES	RESPONSES	
Never/Nunca	21.76%	1,066
Monthly/Mensualmente	9.29%	455
Once or twice a year/Una o dos veces al año	68.96%	3,379
<b>TOTAL</b>		<b>4,900</b>

## Q8 When is the best time for you to attend a school event for families?/ ¿Cuándo es el mejor momento para asistir a un evento escolar para familias?

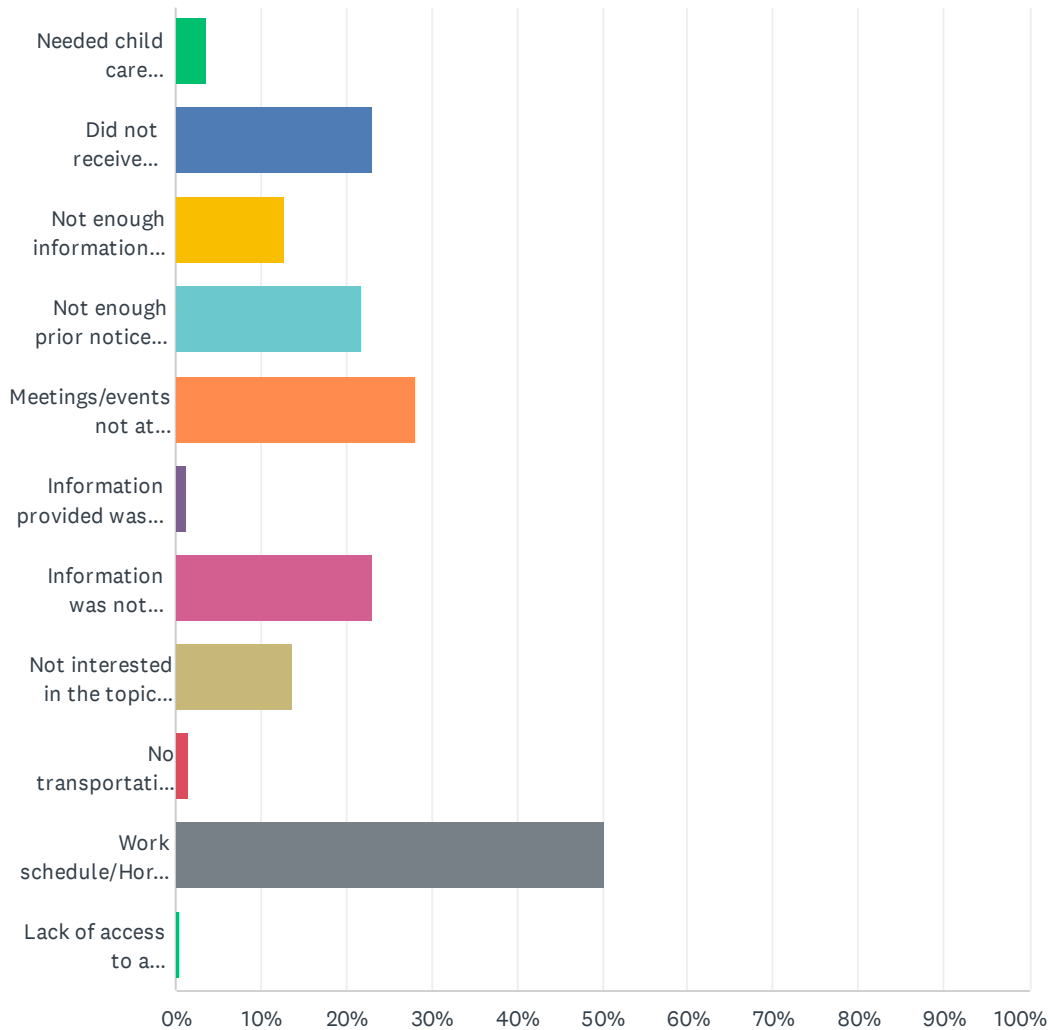
Answered: 5,026 Skipped: 454



ANSWER CHOICES	RESPONSES	
Before school (M-F)/Antes de la escuela (L-V)	9.79%	492
During school, before lunch (M-F)/Durante la escuela, antes del almuerzo (L-V)	9.05%	455
During school, after lunch (M-F)/Durante la escuela, después del almuerzo (L-V)	8.26%	415
Immediately after school (M-F)/Inmediatamente después de clases (L-V)	21.61%	1,086
Evenings (M-F)/Tardes (L-V)	80.68%	4,055
Saturday/Sábado	19.38%	974
Total Respondents: 5,026		

**Q9 If you were unable to attend informational meetings or academic events, please share why. (Check all that apply)/Si no pudo asistir a reuniones informativas o eventos académicos, comparta por qué. (Marque todo lo que corresponda)**

Answered: 3,899 Skipped: 1,581

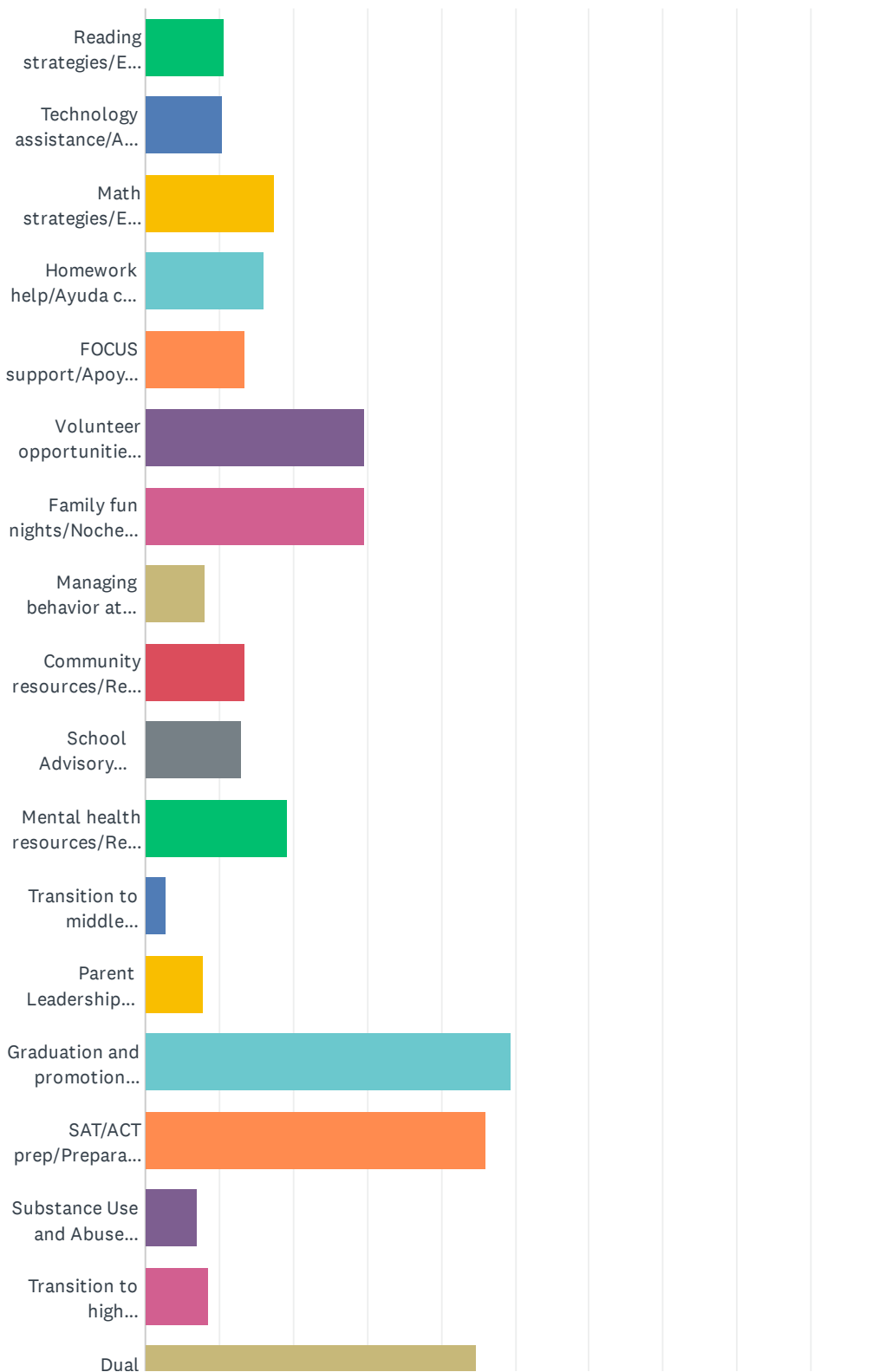


Brevard Public Schools Parent Survey 2022-2023/Encuesta de padres de las Escuelas Públicas de Brevard 2022-2023

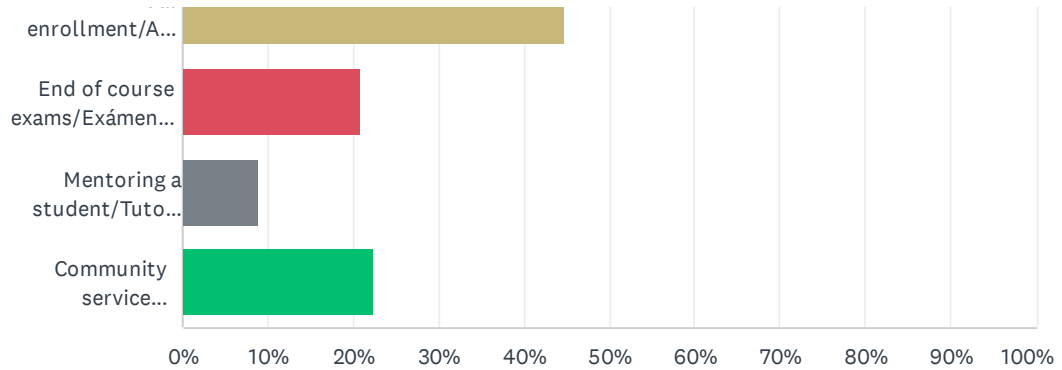
ANSWER CHOICES	RESPONSES	
Needed child care assistance/Asistencia necesaria para el cuidado de niños	3.69%	144
Did not receive information about meetings/events/No recibió información sobre reuniones/eventos	22.93%	894
Not enough information provided/No se proporciona suficiente información	12.70%	495
Not enough prior notice provided/No se proporciona aviso previo Reuniones	21.65%	844
Meetings/events not at convenient times/eventos que no son convenientes	28.19%	1,099
Information provided was difficult to understand/La información proporcionada fue difícil de entender	1.36%	53
Information was not relevant to me/my child/La información no era relevante para mí/mi hijo	23.01%	897
Not interested in the topics presented/No interesado en los temas presentados	13.59%	530
No transportation to get to meetings/events/No hay transporte para llegar a reuniones / eventos	1.59%	62
Work schedule/Horario de trabajo	50.29%	1,961
Lack of access to a device/Falta de acceso a un dispositivo	0.51%	20
Total Respondents: 3,899		

### Q10 Which of the following informational meetings and activities would you participate in or attend?/¿En cuál de las siguientes reuniones y actividades informativas participaría o asistiría?

Answered: 4,239 Skipped: 1,241



Brevard Public Schools Parent Survey 2022-2023/Encuesta de padres de las Escuelas Públicas de Brevard 2022-2023

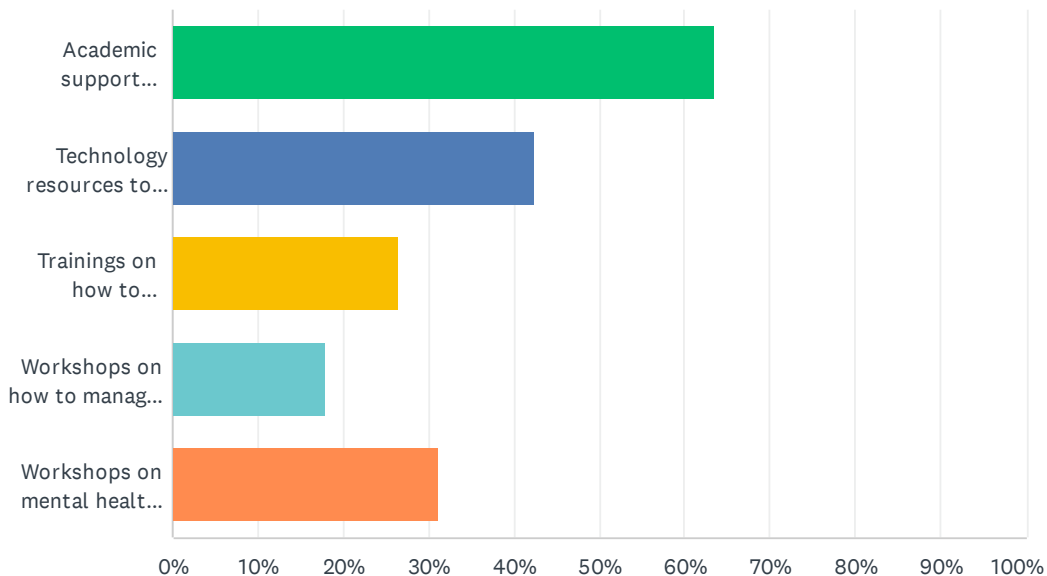


Brevard Public Schools Parent Survey 2022-2023/Encuesta de padres de las Escuelas Públicas de Brevard 2022-2023

ANSWER CHOICES	RESPONSES
Reading strategies/Estrategias de lectura	10.57% 448
Technology assistance/Asistencia tecnológica	10.45% 443
Math strategies/Estrategias matemáticas	17.39% 737
Homework help/Ayuda con la tarea	15.90% 674
FOCUS support/Apoyo a FOCUS	13.47% 571
Volunteer opportunities/Oportunidades de voluntariado	29.58% 1,254
Family fun nights/Noches de diversión familiar	29.72% 1,260
Managing behavior at home/Gestionar el comportamiento en casa	8.07% 342
Community resources/Recursos de la comunidad	13.35% 566
School Advisory Council (SAC) or Parent-Teacher Organization (PTO/PTA)/Consejo Asesor Escolar (SAC) u Organización de Padres y Maestros(PTO/PTA)	13.05% 553
Mental health resources/Recursos de salud mental	19.27% 817
Transition to middle school/Transición a la escuela intermedia	2.71% 115
Parent Leadership Team/Equipo de liderazgo para padres	7.83% 332
Graduation and promotion requirements/Requisitos de graduación y promoción	49.42% 2,095
SAT/ACT prep/Preparación para SAT/ACT	45.98% 1,949
Substance Use and Abuse (alcohol, street drugs, vaping, prescription drugs)/Uso y abuso de sustancias (alcohol, drogas callejeras, vapeo, medicamentos recetados)	7.12% 302
Transition to high school/Transición a la escuela secundaria	8.49% 360
Dual enrollment/Advanced Placement courses/Cursos de doble matrícula / colocación avanzada	44.85% 1,901
End of course exams/Exámenes de fin de curso	21.00% 890
Mentoring a student/Tutoría de un estudiante	8.92% 378
Community service projects/Proyectos de servicio comunitario	22.43% 951
Total Respondents: 4,239	

## Q11 What types of family engagement resources would you use if they were provided at your school?/¿Qué tipos de recursos de participación familiar utilizaría si se proporcionaran en su escuela?

Answered: 3,220 Skipped: 2,260

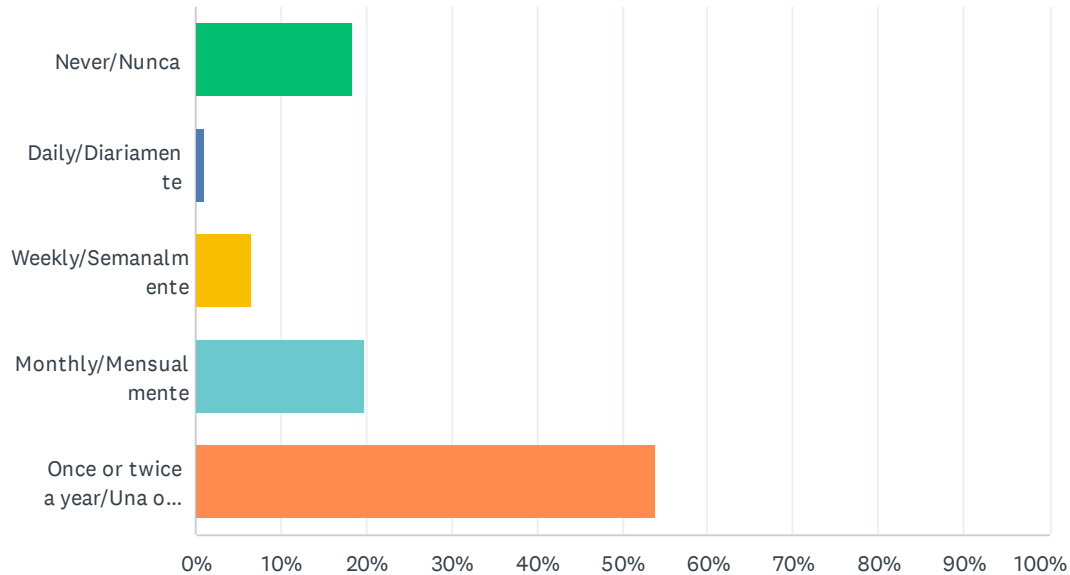


ANSWER CHOICES	RESPONSES
Academic support materials for families to use at home/Materiales de apoyo académico para que las familias los usen en casa	63.60% 2,048
Technology resources to support learning at home/Recursos tecnológicos para apoyar el aprendizaje en casa	42.45% 1,367
Trainings on how to participate in school decision-making committees/Capacitaciones sobre cómo participar en los comités de toma de decisiones escolares	26.43% 851
Workshops on how to manage behaviors at home/Talleres sobre cómo manejar comportamientos en casa	17.98% 579
Workshops on mental health resources/Talleres sobre recursos de salud mental	31.02% 999
Total Respondents: 3,220	



## Q12 How often do you communicate with your child's teachers?/¿Con qué frecuencia se comunica con los maestros de su hijo/a?

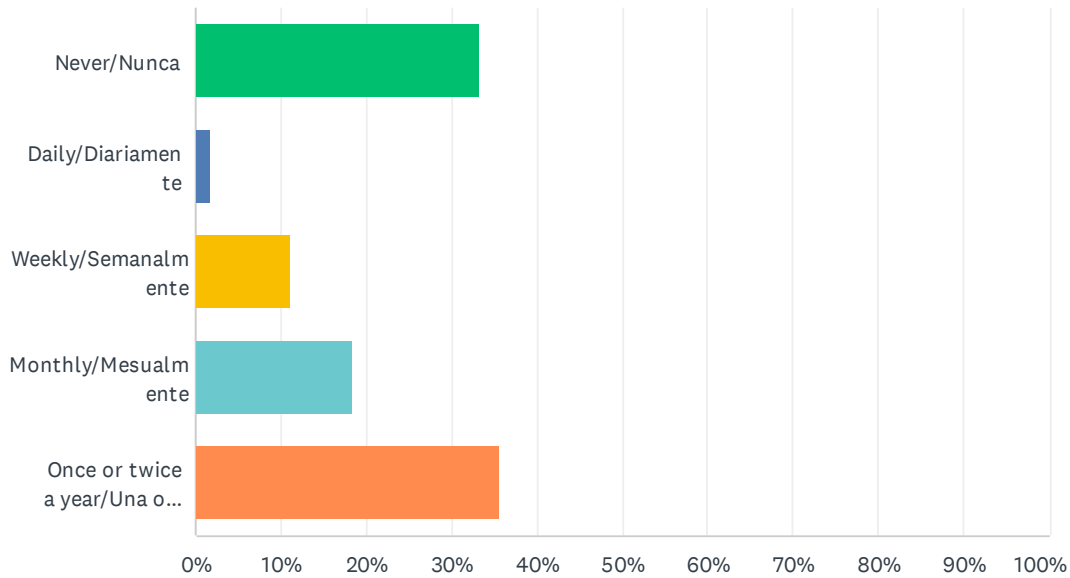
Answered: 4,433 Skipped: 1,047



ANSWER CHOICES	RESPONSES	
Never/Nunca	18.32%	812
Daily/Diariamente	1.15%	51
Weekly/Semanalmente	6.61%	293
Monthly/Mensualmente	19.92%	883
Once or twice a year/Una o dos veces al año	54.00%	2,394
<b>TOTAL</b>		<b>4,433</b>

### Q13 How often does your child's teacher communicate with you about your child's progress?/¿Con qué frecuencia el maestro de su hijo/a se comunica con usted sobre el progreso de su hijo/a?

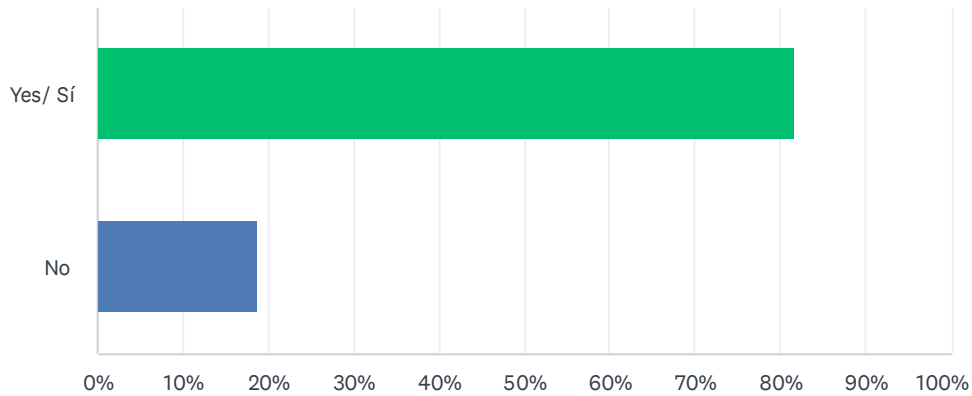
Answered: 4,455 Skipped: 1,025



ANSWER CHOICES	RESPONSES	
Never/Nunca	33.36%	1,486
Daily/Diariamente	1.71%	76
Weekly/Semanalmente	11.00%	490
Monthly/Mensualmente	18.34%	817
Once or twice a year/Una o dos veces al año	35.60%	1,586
<b>TOTAL</b>		<b>4,455</b>

Q14 Are you satisfied with the relationship and communication you currently have with your child's principal?/¿Está satisfecho con la relación y la comunicación que tiene actualmente con el director de su hijo/a?

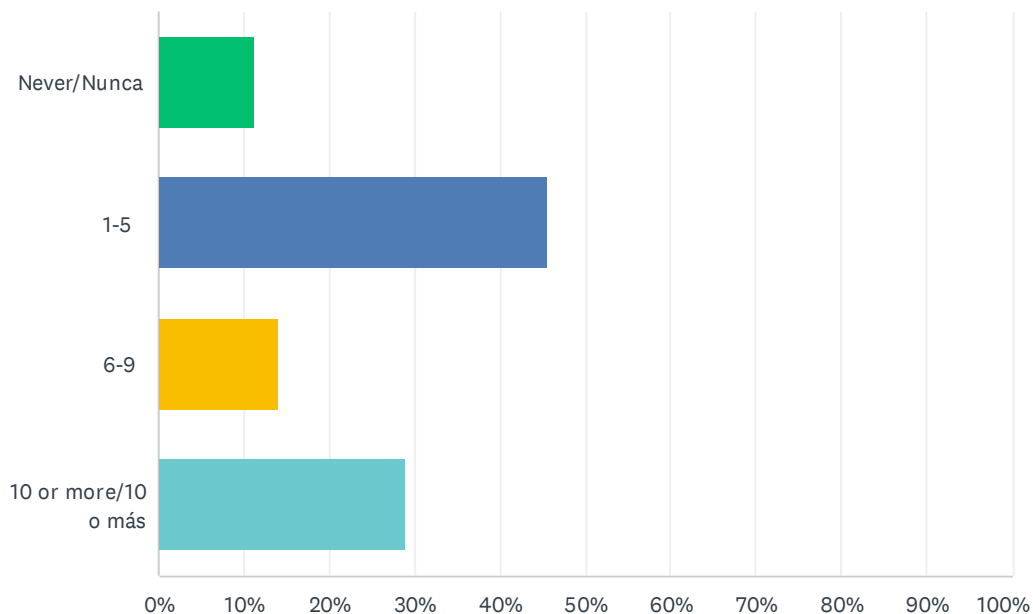
Answered: 4,391 Skipped: 1,089



ANSWER CHOICES	RESPONSES	
Yes/ Sí	81.69%	3,587
No	18.86%	828
Total Respondents: 4,391		

## Q15 How many times per month do you access your child's grades and attendance information through FOCUS?/¿Cuántas veces al mes accede a las calificaciones y la información de asistencia de su hijo a través de FOCUS?

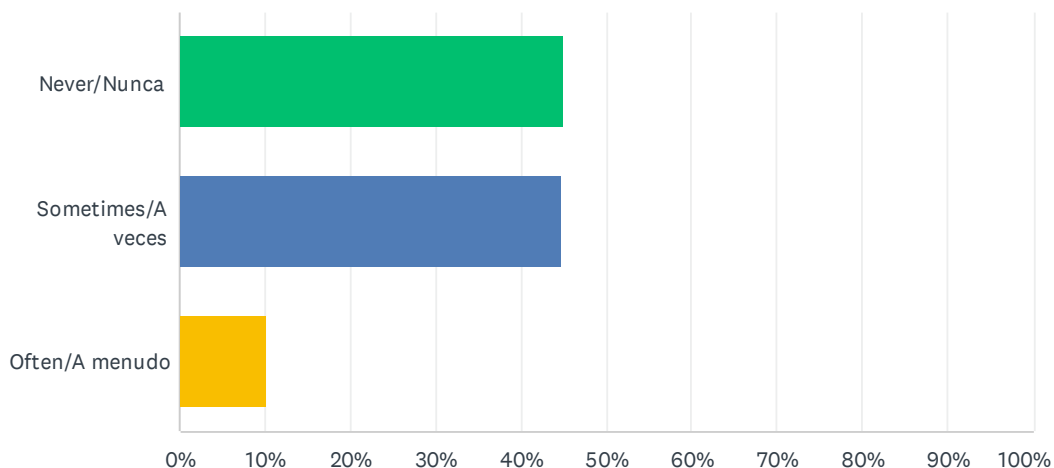
Answered: 4,553 Skipped: 927



ANSWER CHOICES	RESPONSES	
Never/Nunca	11.38%	518
1-5	45.53%	2,073
6-9	14.17%	645
10 or more/10 o más	28.93%	1,317
<b>TOTAL</b>		<b>4,553</b>

**Q16 How often does your child's school or teachers provide information about ways you can help your child's learning at home?/¿Con qué frecuencia la escuela o los maestros de su hijo/a proporcionan información sobre las formas en que puede ayudar al aprendizaje de su hijo/a en casa?**

Answered: 4,502 Skipped: 978



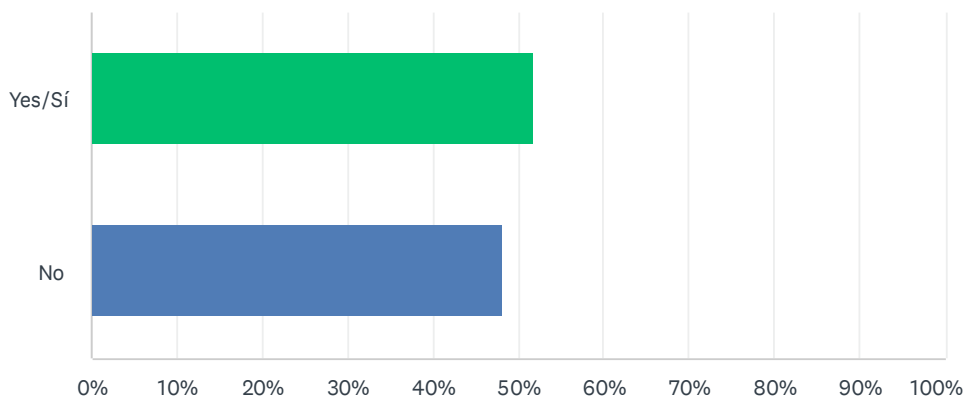
ANSWER CHOICES	RESPONSES	
Never/Nunca	44.98%	2,025
Sometimes/A veces	44.76%	2,015
Often/A menudo	10.26%	462
TOTAL		4,502

**Q17 What can Brevard Public Schools do to ensure your child is successful in school?/¿Qué pueden hacer las Escuelas Públicas de Brevard para garantizar que su hijo/a tenga éxito en la escuela?**

Answered: 2,352 Skipped: 3,128

Q18 Have you been given opportunities to provide input and feedback into school decisions (school improvement, Title I services, event planning, discipline)?/¿Se le han dado oportunidades para proporcionar información y comentarios sobre las decisiones escolares (mejora escolar, servicios del Título I, planificación de eventos, disciplina)?

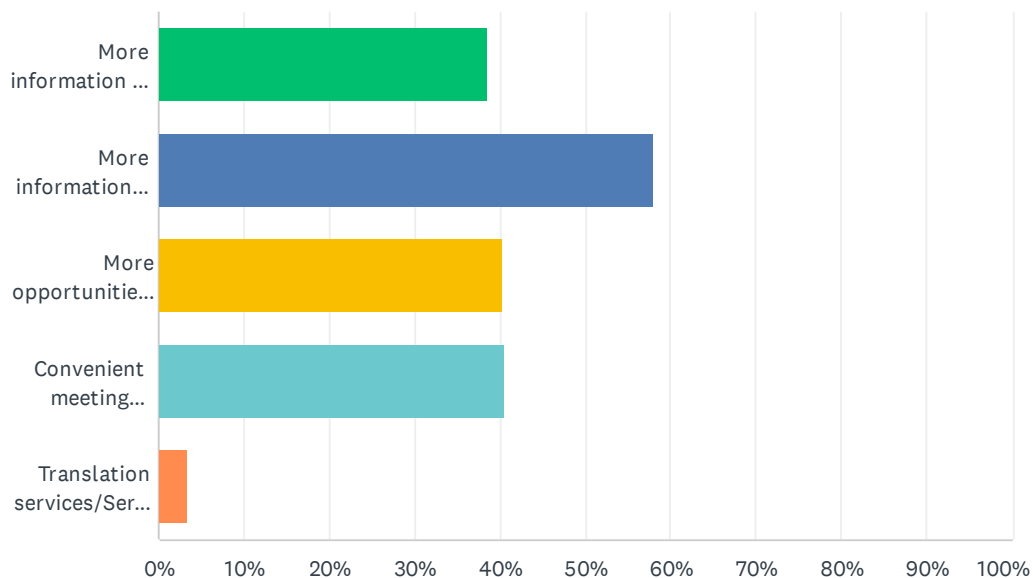
Answered: 4,312 Skipped: 1,168



ANSWER CHOICES	RESPONSES	
Yes/Sí	51.88%	2,237
No	48.12%	2,075
TOTAL		4,312

## Q19 How could your school assist you in playing a more active role in school decision-making?/Cómo podría su escuela ayudarlo a desempeñar un papel más activo en la toma de decisiones escolares?

Answered: 3,460 Skipped: 2,020

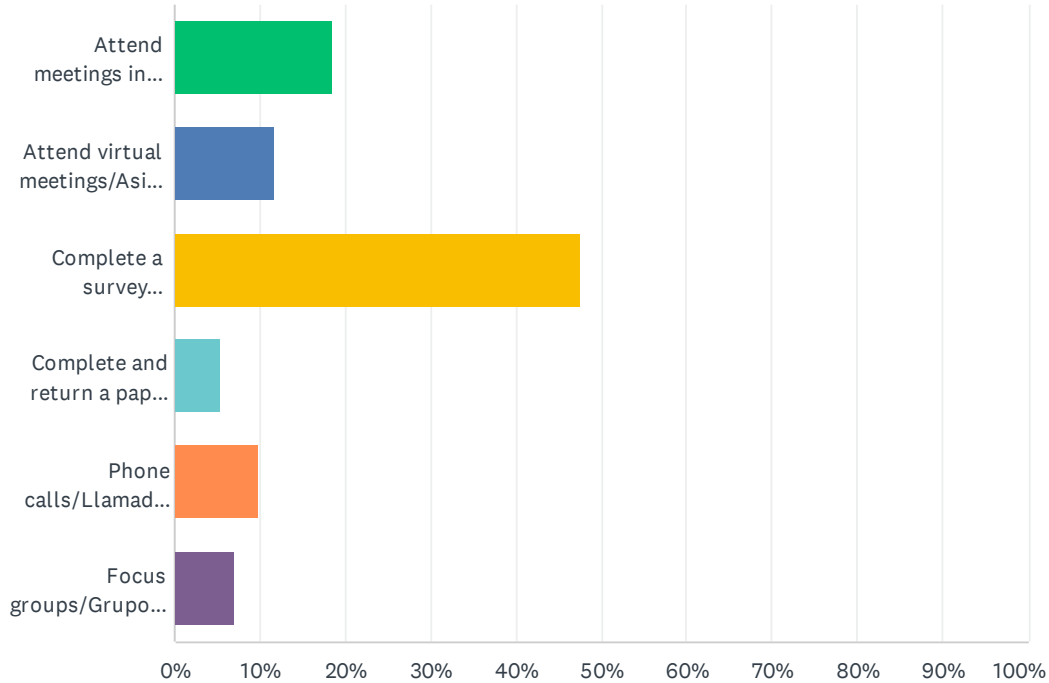


ANSWER CHOICES	RESPONSES
More information on how to become engaged/Más información sobre cómo comprometerse	38.58% 1,335
More information about school issues to be addressed/Más información sobre los problemas escolares que deben abordarse	58.03% 2,008
More opportunities to share my opinion about school issues/Más oportunidades para compartir mi opinión sobre temas escolares	40.26% 1,393
Convenient meeting times/Horarios de reunión convenientes	40.46% 1,400
Translation services/Servicios de traducción	3.32% 115
Total Respondents: 3,460	



## Q20 What is the best way for you to provide input regarding your child's school?/¿Cuál es la mejor manera de proporcionar información sobre la escuela de su hijo/a?

Answered: 4,109 Skipped: 1,371



ANSWER CHOICES	RESPONSES	
Attend meetings in person/Asistir a reuniones en persona	18.64%	766
Attend virtual meetings/Asistir a reuniones virtuales	11.63%	478
Complete a survey online/Completar una encuesta en línea	47.65%	1,958
Complete and return a paper survey/Completar y devolver una encuesta en papel	5.26%	216
Phone calls/Llamadas telefónicas	9.81%	403
Focus groups/Grupos focales	7.01%	288
<b>TOTAL</b>		<b>4,109</b>

Q21 What do you feel is working well at your child's school? (This is your chance to brag about your school and share what you like about it!)/¿Qué cree que está funcionando bien en la escuela de su hijo/a? (¡Esta es su oportunidad de presumir de su escuela y compartir lo que le gusta de ella!)

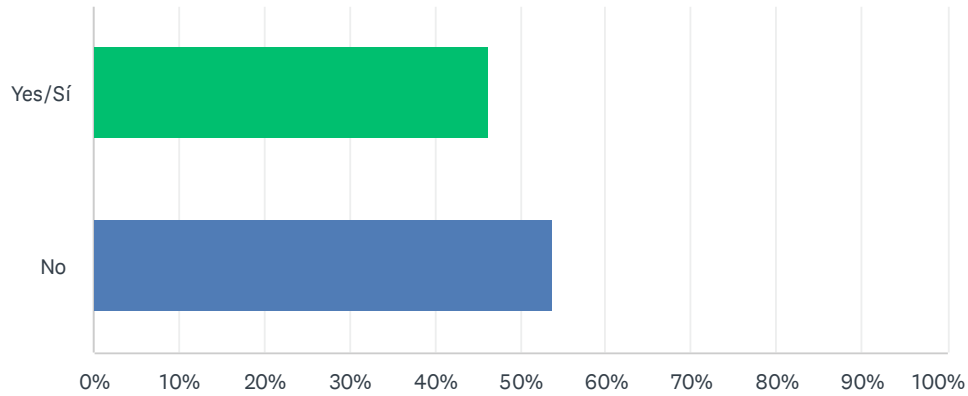
Answered: 2,148 Skipped: 3,332

Q22 What do you feel is not working, difficult, and/or needs improvement at your child's school? (This is your chance to tell us what you would like to see changed.)/¿Qué cree que no funciona, es difícil y/o necesita mejoras en la escuela de su hijo/a? (Esta es su oportunidad de decirnos lo que le gustaría ver cambiado).

Answered: 2,307 Skipped: 3,173

### Q23 Have you visited the Open Enrollment Parental Choice webpage?/ ¿Ha visitado la página web de Open Enrollment Parental Choice?

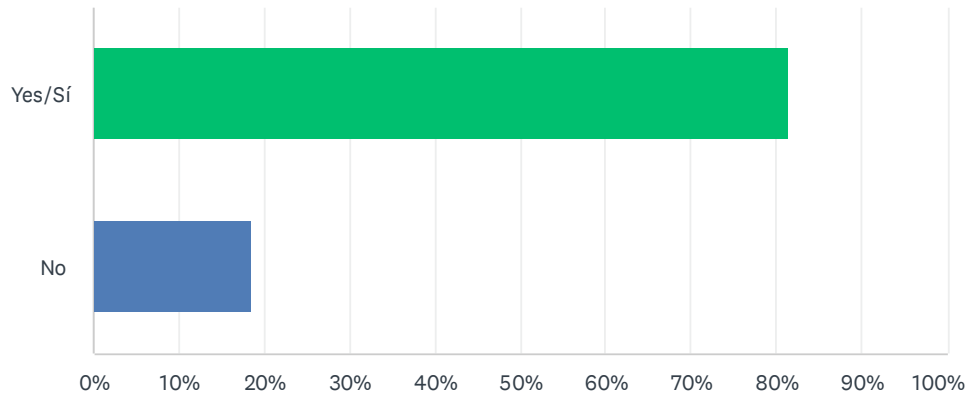
Answered: 4,214 Skipped: 1,266



ANSWER CHOICES	RESPONSES	
Yes/Sí	46.20%	1,947
No	53.80%	2,267
TOTAL		4,214

Q24 Are you aware of the school enrollment choices available to your child at Brevard Public Schools?/¿Está al tanto de las opciones de inscripción escolar disponibles para su hijo en las Escuelas Públicas de Brevard?

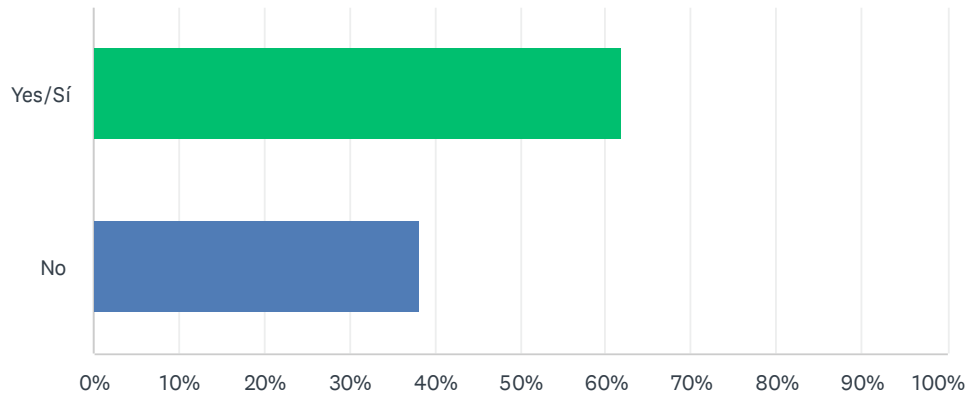
Answered: 4,214 Skipped: 1,266



ANSWER CHOICES	RESPONSES	
Yes/Sí	81.35%	3,428
No	18.65%	786
TOTAL		4,214

### Q25 Do you use the district website to find information about your child's education?/¿Utiliza el sitio web del distrito para encontrar información sobre la educación de su hijo/a?

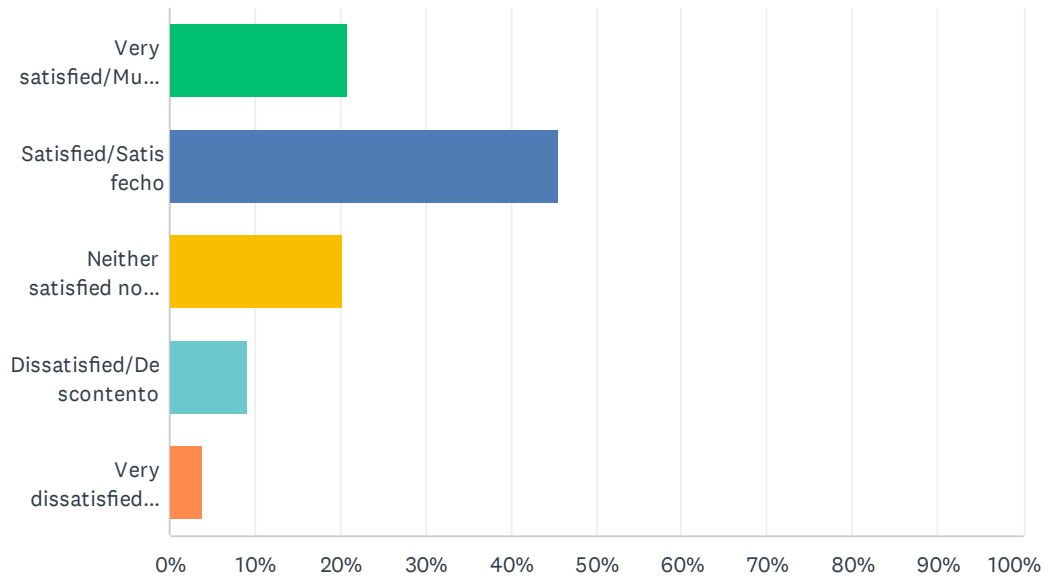
Answered: 4,179 Skipped: 1,301



ANSWER CHOICES	RESPONSES	
Yes/Sí	61.93%	2,588
No	38.07%	1,591
TOTAL		4,179

## Q26 Please rate your overall satisfaction with Brevard Public Schools./Por favor, califique su satisfacción general con las Escuelas Públicas de Brevard.

Answered: 4,278 Skipped: 1,202



ANSWER CHOICES	RESPONSES	
Very satisfied/Muy satisfecho	20.97%	897
Satisfied/Satisfecho	45.65%	1,953
Neither satisfied nor dissatisfied/Ni satisfecho ni insatisfecho	20.34%	870
Dissatisfied/Descontento	9.12%	390
Very dissatisfied/Muy insatisfecho	3.93%	168
<b>TOTAL</b>		<b>4,278</b>