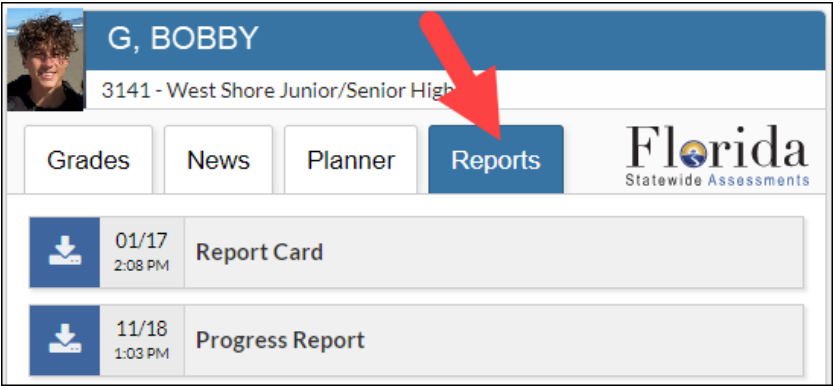
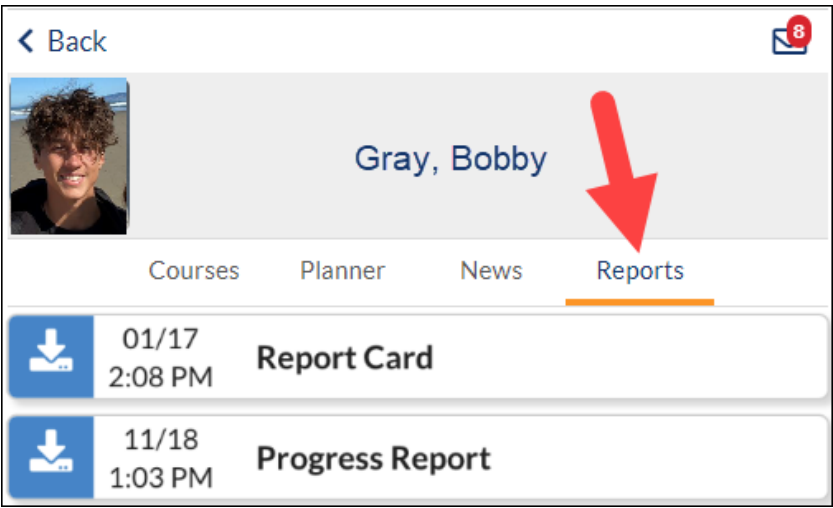
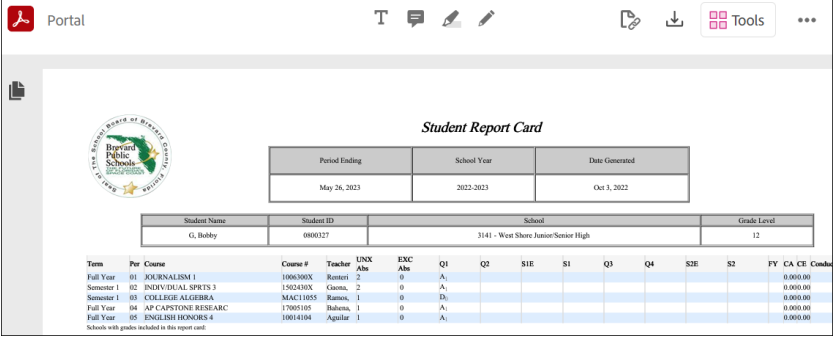


# Focus for Parents

## How to View Published Reports

<p>1. <b>Log in</b> to your Parent FOCUS account.</p> <p>In the student block, click the tab <b>Reports</b>.</p> <p>Available reports will display. The following reports in this example:  <b>Progress Report</b> = Interim Report  <b>Report Card</b> = 9-week Report Card</p> <p>Titusville High School  <b>Progress Report</b> = Report Cards</p> <p>Elementary Schools  <b>Progress Report</b> = Interim Report  <b>Q# - Grade 03-06</b> = Report Card  <b>Q# - Grade 01-02</b> = Report Card  <b>Q# - Grade K</b> = Report Card</p> <p>Click the link and the report will open.</p>	<p><b>Computer View</b></p>  <p><b>Mobile App View</b></p> 
<p>2. A pdf of the report will open where the user can view, print, or download.</p>	
<p>3. To view Published Reports from previous years, change the dropdown at the top of the page.</p>	