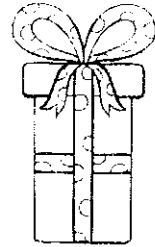
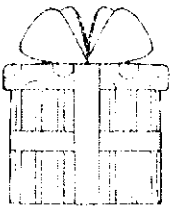



What gift would you have asked Santa for?

Draw it!


Write it!







Name: _____

I See the Polar Express







I see the little boy.



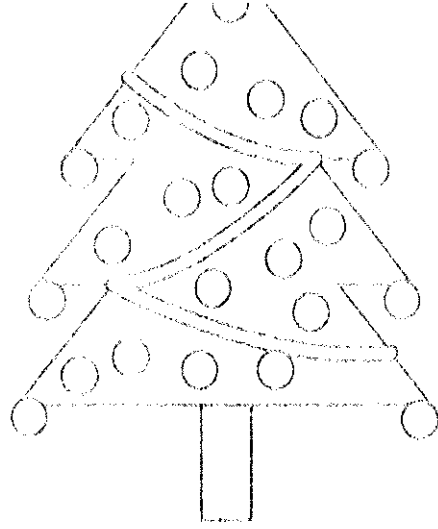
I see the little boy.




I see hot chocolate.

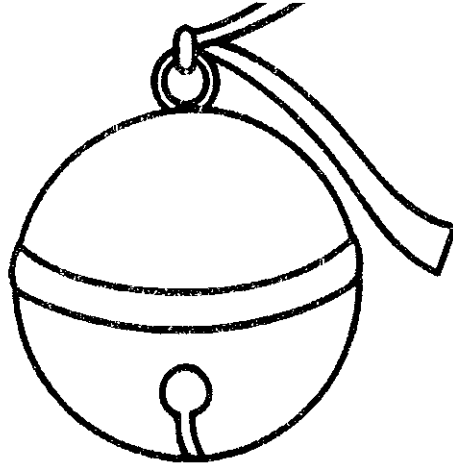


I see hot chocolate.




I see the Christmas tree.





I see the silver bell.








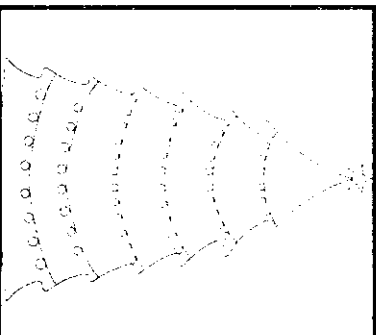

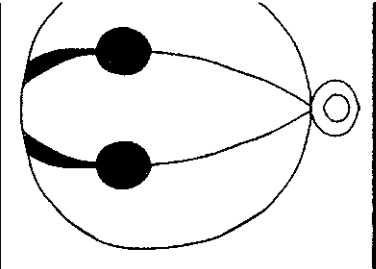
I see the silver bell

name: _____

Date: _____

The Polar Express

Match the rhyming words.






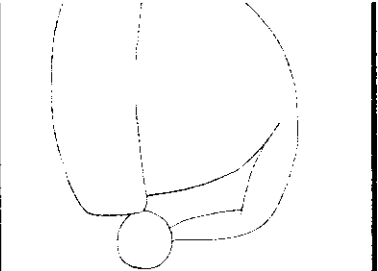
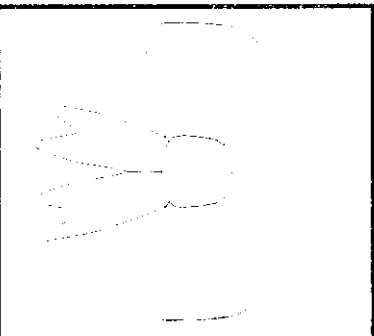

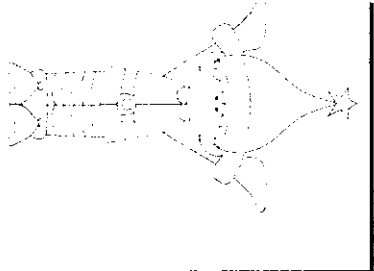


name: _____

Date: _____

The Polar Express

Match the rhyming words.



The Polar Express

1

2

3

4

5

6

The kids had
hot cocoa.

The boy got the
first gift from
Santa.



The boy lost the
bell.

The boy saw a train
out his window.



They stopped at

1. Write the words in the boxes.	2. Write the words in the boxes.	3. Write the words in the boxes.	4. Write the words in the boxes.	
----------------------------------	----------------------------------	----------------------------------	----------------------------------	--

1. Write the words in the boxes.	2. Write the words in the boxes.	3. Write the words in the boxes.	4. Write the words in the boxes.	
----------------------------------	----------------------------------	----------------------------------	----------------------------------	--

1. Write the words in the boxes.	2. Write the words in the boxes.	3. Write the words in the boxes.	4. Write the words in the boxes.	
----------------------------------	----------------------------------	----------------------------------	----------------------------------	--

BELIEVE	1. Write the words in the boxes.	BELIEVE	2. Write the words in the boxes.	
---------	----------------------------------	---------	----------------------------------	--



Cut and paste into the correct box.

1. Write the words in the boxes.		2. Write the words in the boxes.		BELIEVE
----------------------------------	--	----------------------------------	--	---------


1. Write the words in the boxes.		2. Write the words in the boxes.		
----------------------------------	--	----------------------------------	--	--

Marshmallow Math

Addition



+



$5+4=$

$2+2=$

$0+5=$

$4+4=$

$3+5=$

$2+7=$

$3+2=$

$2+6=$



subtraction

$10-5=$

$10-7=$

$10-3=$


$10-1=$

$10-4=$

$10-2=$


$10-6=$

$10-8=$



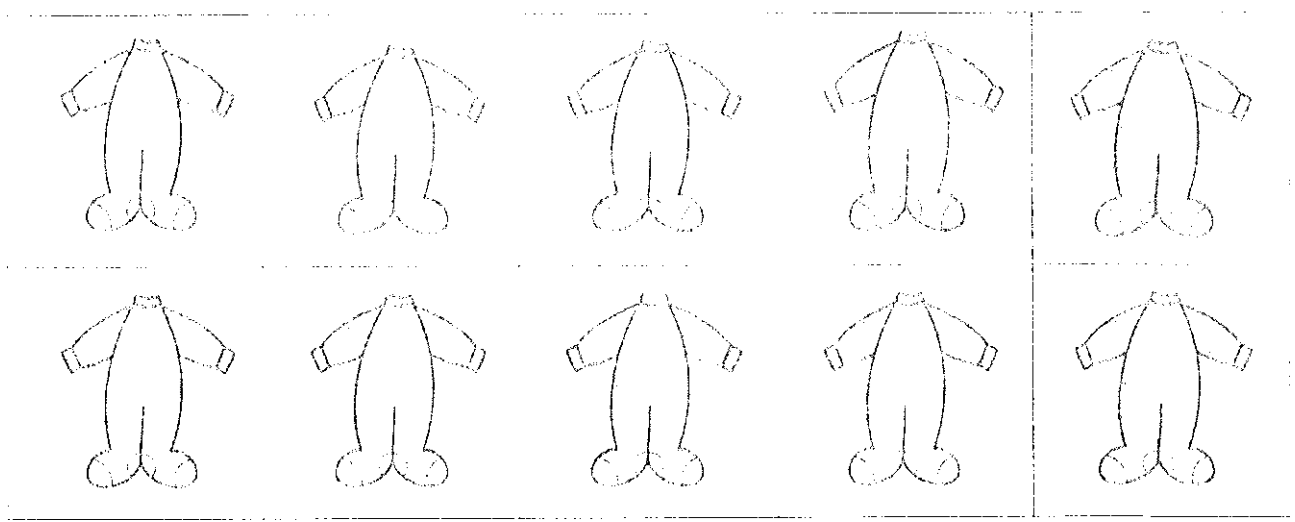
**Subtract. Use mini
marshmallows and the**

Glue three cotton balls coming out from the smokestack to represent the train moving down the track.



Use glitter glue to embellish the train. Add glitter glue around the window, as spokes for the wheels, or anywhere else kids want to put a bit of sparkle.

Write the words "Polar Express" on your train. You can also write "Polar X-Press" if the longer word won't fit on your trains.



$$10 - \underline{\hspace{2cm}} = \underline{\hspace{2cm}}$$

Write a sentence to tell how many are left. (Example: I see _____ pajamas left.)

The Polar Express

