

## Q1 What school does your child attend?

Answered: 194 Skipped: 0



Brevard Public Schools Elementary Parent Survey 2017-2018

Dr W. J. Creel Elementary									
Croton Elementary									
DeLaura Middle									
Discovery Elementary									
Eau Gallie High									
Edgewood Jr./Sr. High									
Eau Gallie High School ...									
Enterprise Elementary									
Fairglen Elementary									
Freedom 7 Elementary									
Gemini Elementary									
Golfview Elementary									
Harbor City Elementary									
Heritage High									
Holland Elementary									
Hoover Middle									
Imperial Estates...									
Indialantic Elementary									
Jackson Middle									
Jefferson Middle									

Brevard Public Schools Elementary Parent Survey 2017-2018

Johnson Middle

Jupiter  
Elementary

Kennedy Middle

Lockmar  
Elementary

Longleaf  
Elementary

Madison Middle

Manatee  
Elementary

McAuliffe  
Elementary

McNair Magnet  
Middle

Meadowlane  
Intermediate...

Meadowlane  
Primary...

Merritt Island  
High School ...

Melbourne High

Merritt Island  
High

MILA Elementary

Mims Elementary

Pathways at  
Gardendale...

Oak Park  
Elementary

Ocean Breeze  
Elementary

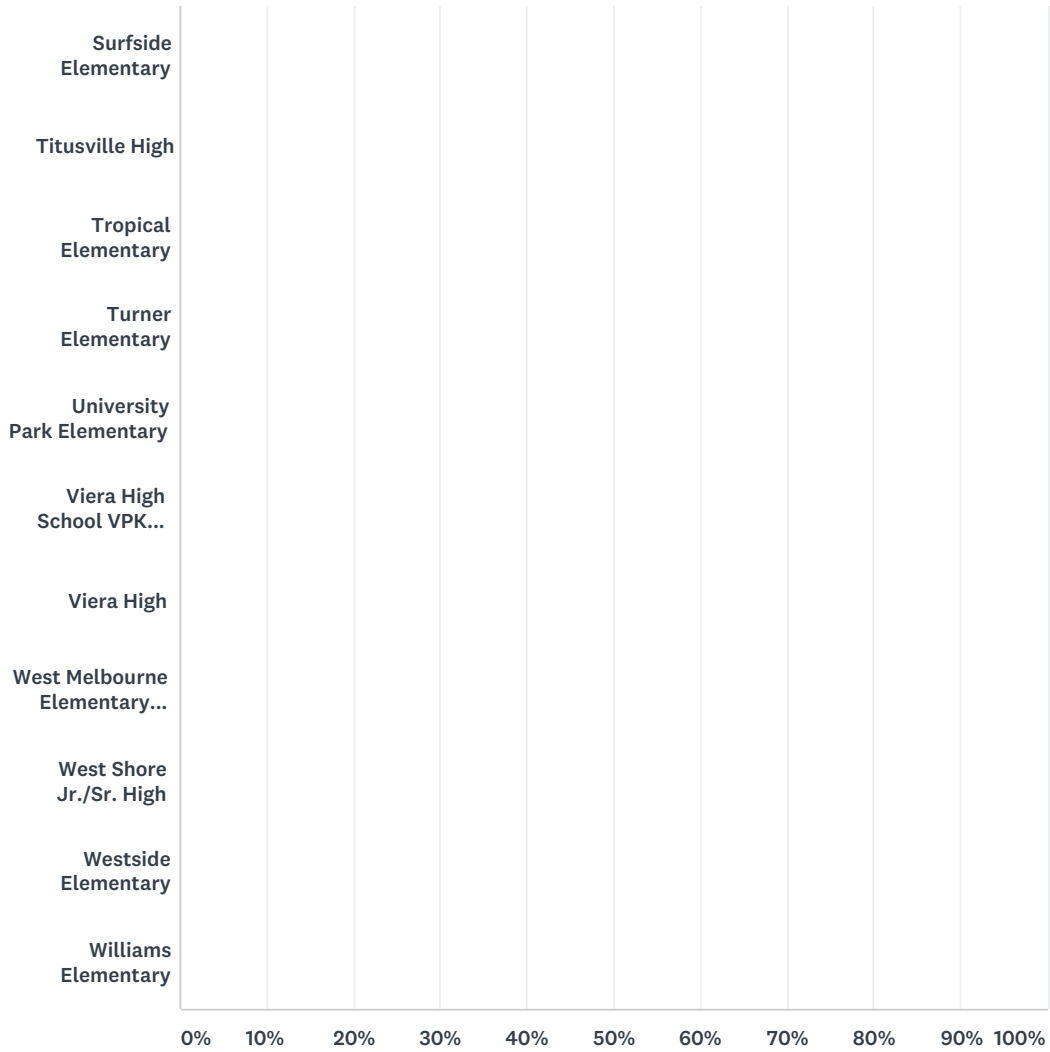
Palm Bay  
Elementary

Palm Bay High  
School VPK...

Brevard Public Schools Elementary Parent Survey 2017-2018

Palm Bay Magnet High									
Pinewood Elementary									
Port Malabar Elementary									
Quest Elementary...									
Riviera Elementary									
Rockledge High									
Roosevelt Elementary									
Sabal Elementary									
Satellite High School VPK...									
Satellite High									
Saturn Elementary									
Sea Park Elementary									
Sherwood Elementary									
Pathways at Pine Grove...									
South Area Head Start									
Southwest Middle									
Space Coast Jr./Sr. High									
Stevenson Elementary									
Stone Middle									
Sunrise Elementary									
Suntree Elementary									

## Brevard Public Schools Elementary Parent Survey 2017-2018



ANSWER CHOICES	RESPONSES	
Endeavour Elementary	100.00%	194
Riverview School	0.00%	0
Allen, Roy Elementary	0.00%	0
Andersen Elementary	0.00%	0
Apollo Elementary	0.00%	0
Astronaut High	0.00%	0
Atlantis Elementary	0.00%	0
Audubon Elementary	0.00%	0
Bayside High	0.00%	0
Brevard Virtual Instruction Program (BVIP)	0.00%	0
Cambridge Elementary Magnet	0.00%	0
Cape View Elementary	0.00%	0
Carroll, Lewis Elementary	0.00%	0

Brevard Public Schools Elementary Parent Survey 2017-2018

Central Middle	0.00%	0
Challenger 7 Elementary	0.00%	0
Cocoa Beach Jr./Sr. High	0.00%	0
Cocoa High	0.00%	0
Columbia Elementary	0.00%	0
Coquina Elementary	0.00%	0
Dr W. J. Creel Elementary	0.00%	0
Croton Elementary	0.00%	0
DeLaura Middle	0.00%	0
Discovery Elementary	0.00%	0
Eau Gallie High	0.00%	0
Edgewood Jr./Sr. High	0.00%	0
Eau Gallie High School VPK program	0.00%	0
Enterprise Elementary	0.00%	0
Fairglen Elementary	0.00%	0
Freedom 7 Elementary	0.00%	0
Gemini Elementary	0.00%	0
Golfview Elementary	0.00%	0
Harbor City Elementary	0.00%	0
Heritage High	0.00%	0
Holland Elementary	0.00%	0
Hoover Middle	0.00%	0
Imperial Estates Elementary	0.00%	0
Indialantic Elementary	0.00%	0
Jackson Middle	0.00%	0
Jefferson Middle	0.00%	0
Johnson Middle	0.00%	0
Jupiter Elementary	0.00%	0
Kennedy Middle	0.00%	0
Lockmar Elementary	0.00%	0
Longleaf Elementary	0.00%	0
Madison Middle	0.00%	0
Manatee Elementary	0.00%	0
McAuliffe Elementary	0.00%	0
McNair Magnet Middle	0.00%	0

Brevard Public Schools Elementary Parent Survey 2017-2018

Meadowlane Intermediate Elementary	0.00%	0
Meadowlane Primary Elementary	0.00%	0
Merritt Island High School VPK program	0.00%	0
Melbourne High	0.00%	0
Merritt Island High	0.00%	0
MILA Elementary	0.00%	0
Mims Elementary	0.00%	0
Pathways at Gardendale (North/Central Area Alternative Center)	0.00%	0
Oak Park Elementary	0.00%	0
Ocean Breeze Elementary	0.00%	0
Palm Bay Elementary	0.00%	0
Palm Bay High School VPK program	0.00%	0
Palm Bay Magnet High	0.00%	0
Pinewood Elementary	0.00%	0
Port Malabar Elementary	0.00%	0
Quest Elementary School	0.00%	0
Riviera Elementary	0.00%	0
Rockledge High	0.00%	0
Roosevelt Elementary	0.00%	0
Sabal Elementary	0.00%	0
Satellite High School VPK program	0.00%	0
Satellite High	0.00%	0
Saturn Elementary	0.00%	0
Sea Park Elementary	0.00%	0
Sherwood Elementary	0.00%	0
Pathways at Pine Grove (South Area Alternative Center)	0.00%	0
South Area Head Start	0.00%	0
Southwest Middle	0.00%	0
Space Coast Jr./Sr. High	0.00%	0
Stevenson Elementary	0.00%	0
Stone Middle	0.00%	0
Sunrise Elementary	0.00%	0
Suntree Elementary	0.00%	0
Surfside Elementary	0.00%	0

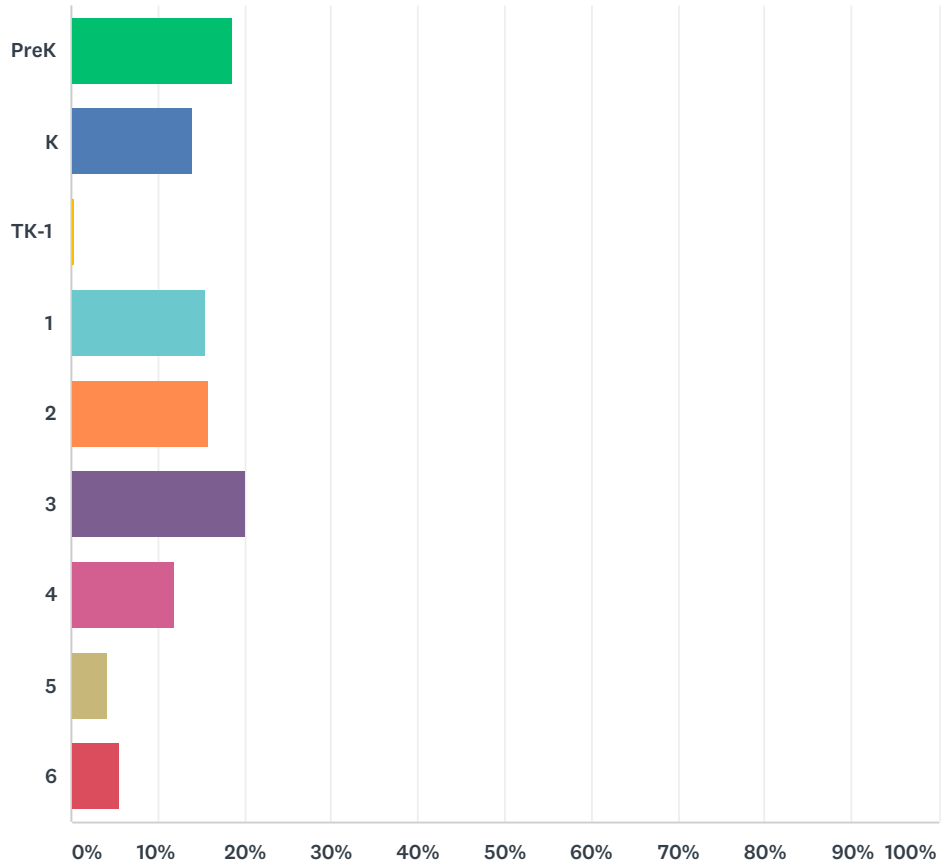
## Brevard Public Schools Elementary Parent Survey 2017-2018

Titusville High	0.00%	0
Tropical Elementary	0.00%	0
Turner Elementary	0.00%	0
University Park Elementary	0.00%	0
Viera High School VPK program	0.00%	0
Viera High	0.00%	0
West Melbourne Elementary School for Science	0.00%	0
West Shore Jr./Sr. High	0.00%	0
Westside Elementary	0.00%	0
Williams Elementary	0.00%	0
<b>TOTAL</b>		<b>194</b>



## Q2 What is your child's current grade level?

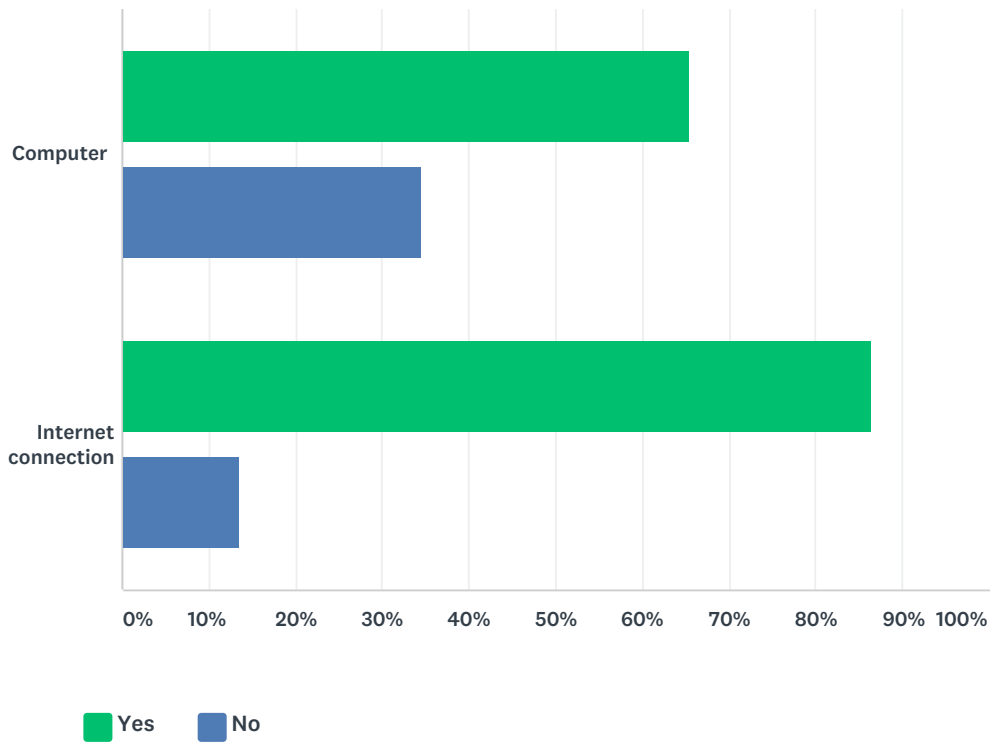
Answered: 194 Skipped: 0



ANSWER CHOICES	RESPONSES	
PreK	18.56%	36
K	13.92%	27
TK-1	0.52%	1
1	15.46%	30
2	15.98%	31
3	20.10%	39
4	11.86%	23
5	4.12%	8
6	5.67%	11
Total Respondents: 194		

### Q3 Does your child have access to a computer and internet connection outside of school?

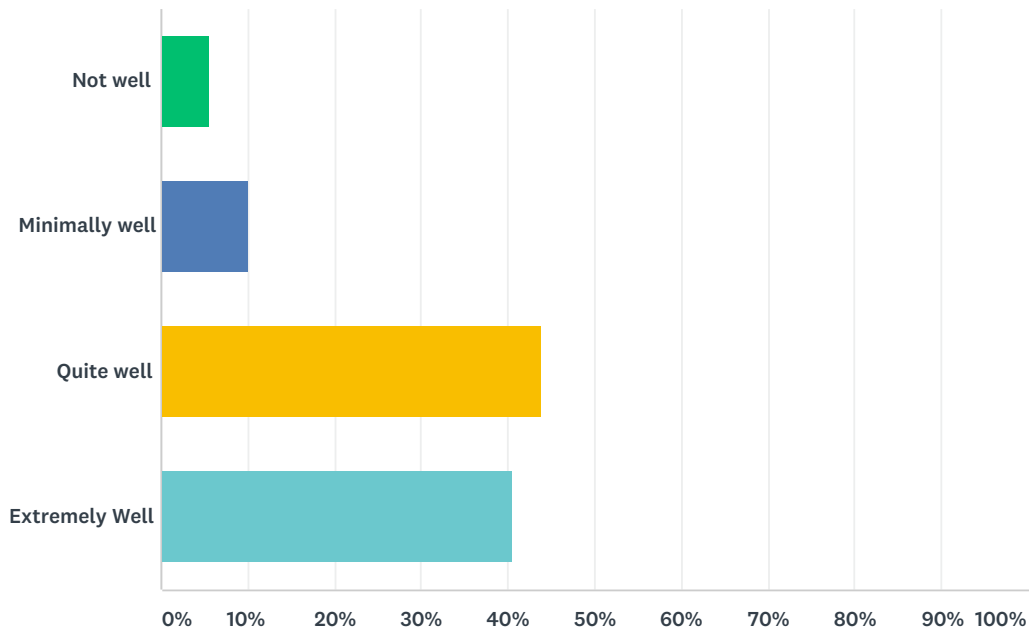
Answered: 181 Skipped: 13



	YES	NO	TOTAL
Computer	65.48% 110	34.52% 58	168
Internet connection	86.36% 133	13.64% 21	154

### Q4 How well does your child's school keep you informed about information and events in a format that is easy to understand?

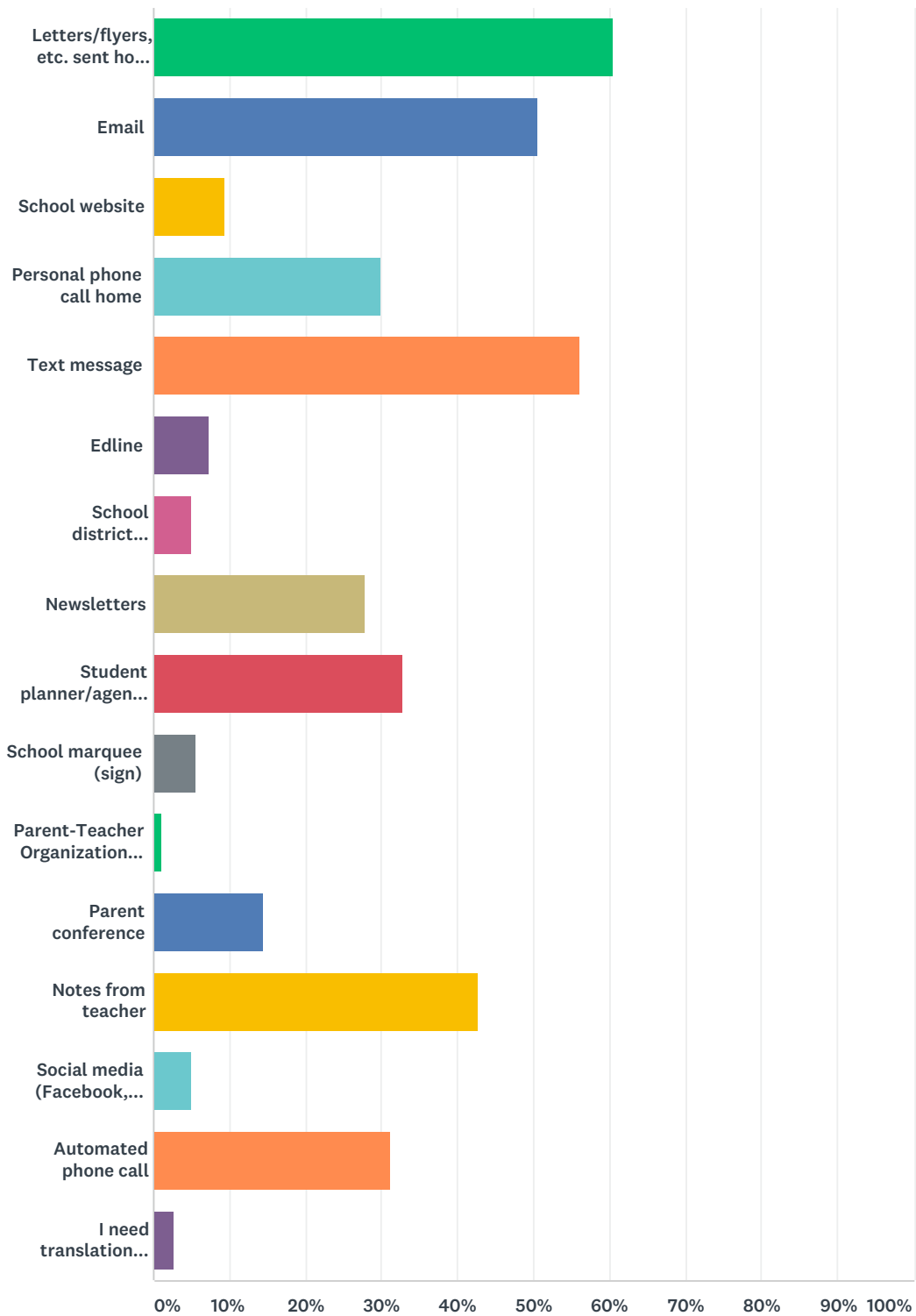
Answered: 180 Skipped: 14



ANSWER CHOICES	RESPONSES	
Not well	5.56%	10
Minimally well	10.00%	18
Quite well	43.89%	79
Extremely Well	40.56%	73
TOTAL		180

### Q5 How would you prefer to receive information about events and/or your child's progress from the school? (check all that apply)

Answered: 180 Skipped: 14



ANSWER CHOICES

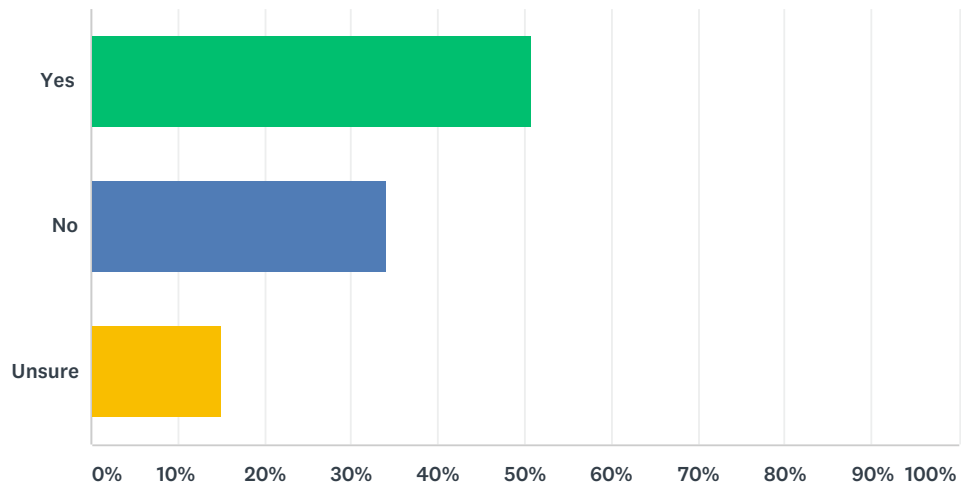
RESPONSES

## Brevard Public Schools Elementary Parent Survey 2017-2018

Letters/flyers, etc. sent home with students or by Peachjar	60.56%	109
Email	50.56%	91
School website	9.44%	17
Personal phone call home	30.00%	54
Text message	56.11%	101
Edline	7.22%	13
School district website	5.00%	9
Newsletters	27.78%	50
Student planner/agenda/take-home folder	32.78%	59
School marquee (sign)	5.56%	10
Parent-Teacher Organization (PTO/PTA)	1.11%	2
Parent conference	14.44%	26
Notes from teacher	42.78%	77
Social media (Facebook, Twitter)	5.00%	9
Automated phone call	31.11%	56
I need translation assistance	2.78%	5
Total Respondents: 180		

## Q6 Did you attend a meeting this year where academic goals and activities were discussed with parents?

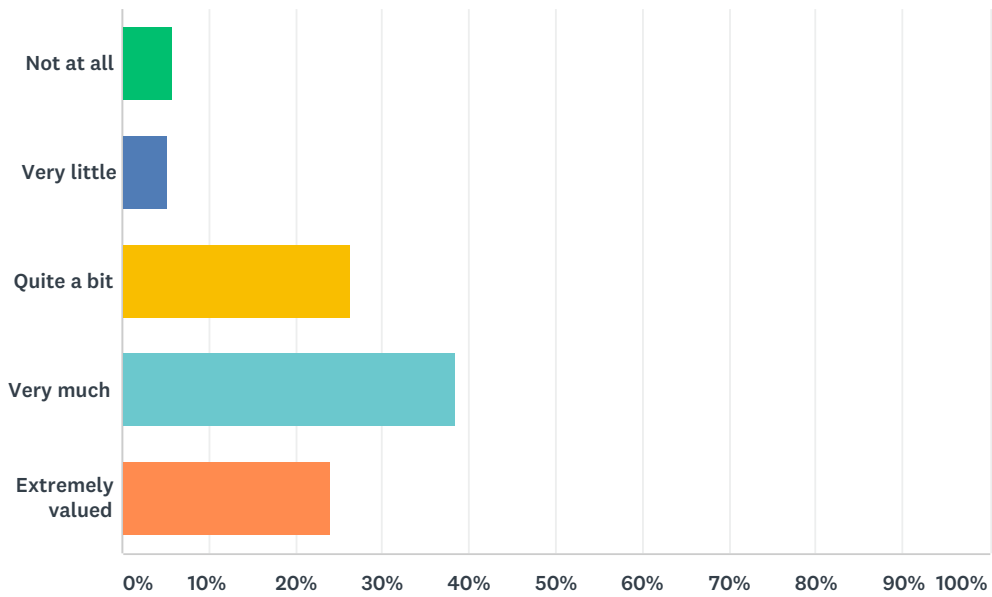
Answered: 173 Skipped: 21



ANSWER CHOICES	RESPONSES	
Yes	50.87%	88
No	34.10%	59
Unsure	15.03%	26
TOTAL		173

## Q7 Overall, how much do you feel your child's school values parent input?

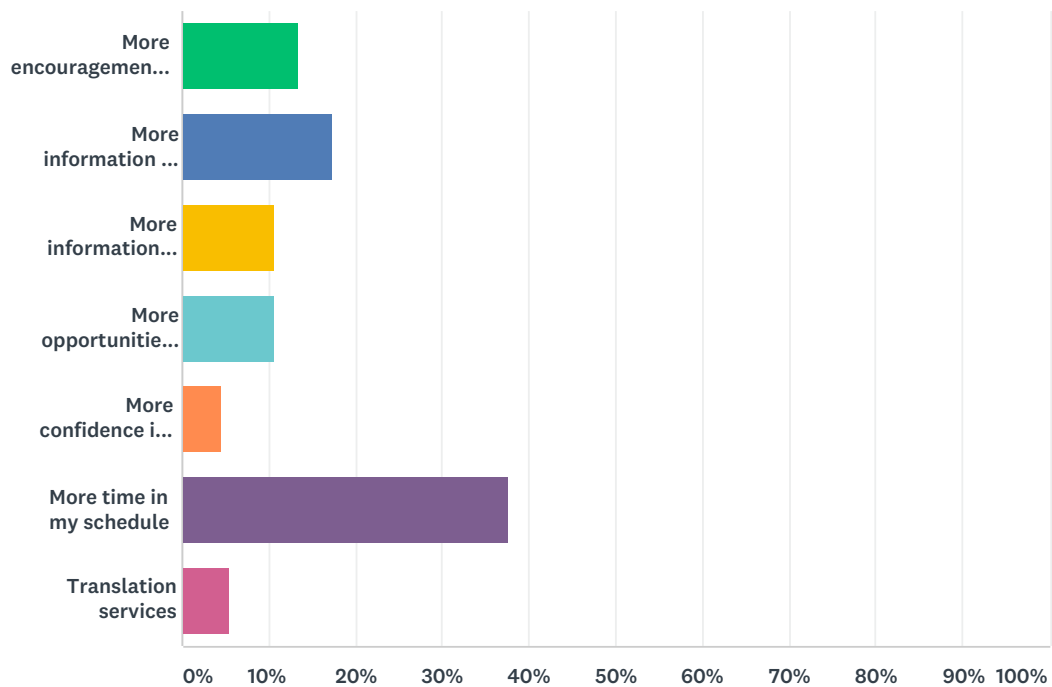
Answered: 171 Skipped: 23



ANSWER CHOICES	RESPONSES	
Not at all	5.85%	10
Very little	5.26%	9
Quite a bit	26.32%	45
Very much	38.60%	66
Extremely valued	23.98%	41
<b>TOTAL</b>		<b>171</b>

## Q8 What would help you participate more in decision making and the overall academic achievement in your child's school?

Answered: 149 Skipped: 45

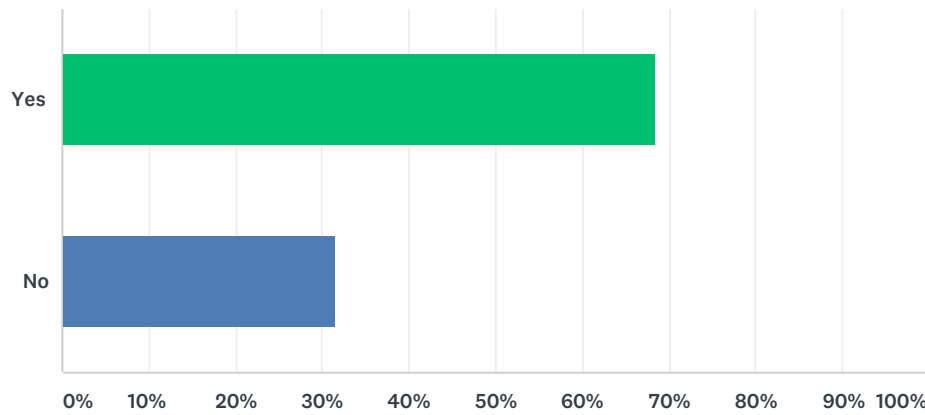


ANSWER CHOICES	RESPONSES	
More encouragement from the school to become engaged	13.42%	20
More information on how to become engaged	17.45%	26
More information about school issues to be addressed	10.74%	16
More opportunities to share my opinion about school issues	10.74%	16
More confidence in my abilities to help	4.70%	7
More time in my schedule	37.58%	56
Translation services	5.37%	8
<b>TOTAL</b>		<b>149</b>



## Q9 Have you been given opportunities to provide input and feedback into school decisions?

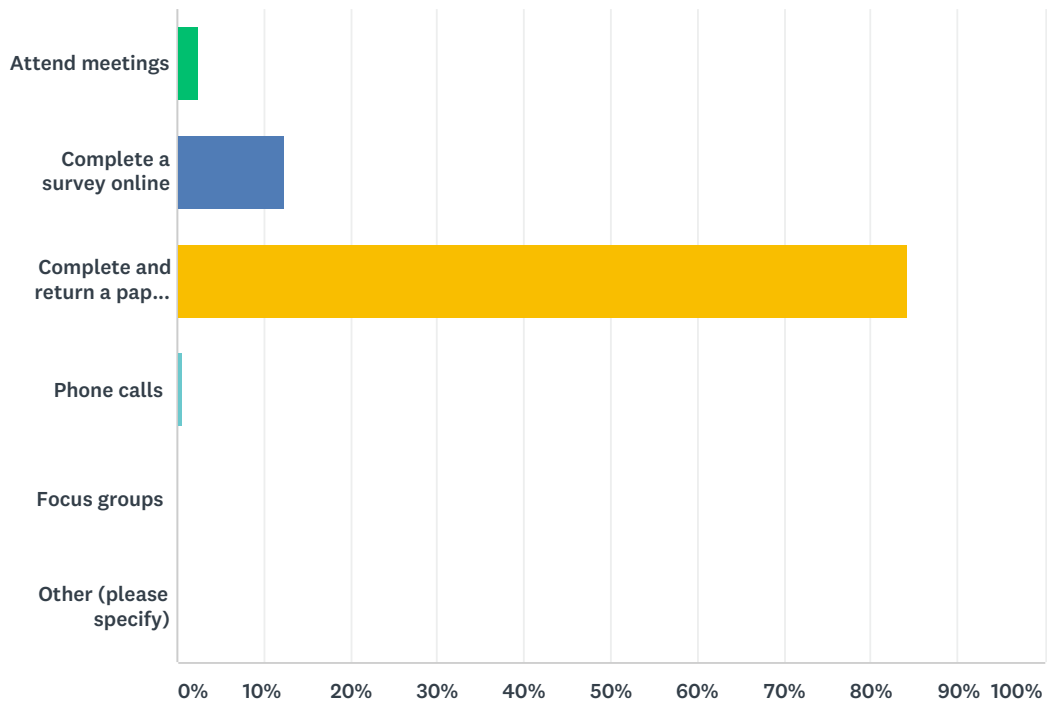
Answered: 171 Skipped: 23



ANSWER CHOICES	RESPONSES	
Yes	68.42%	117
No	31.58%	54
TOTAL		171

## Q10 What is the best way for you to provide input regarding your child's school?

Answered: 153 Skipped: 41



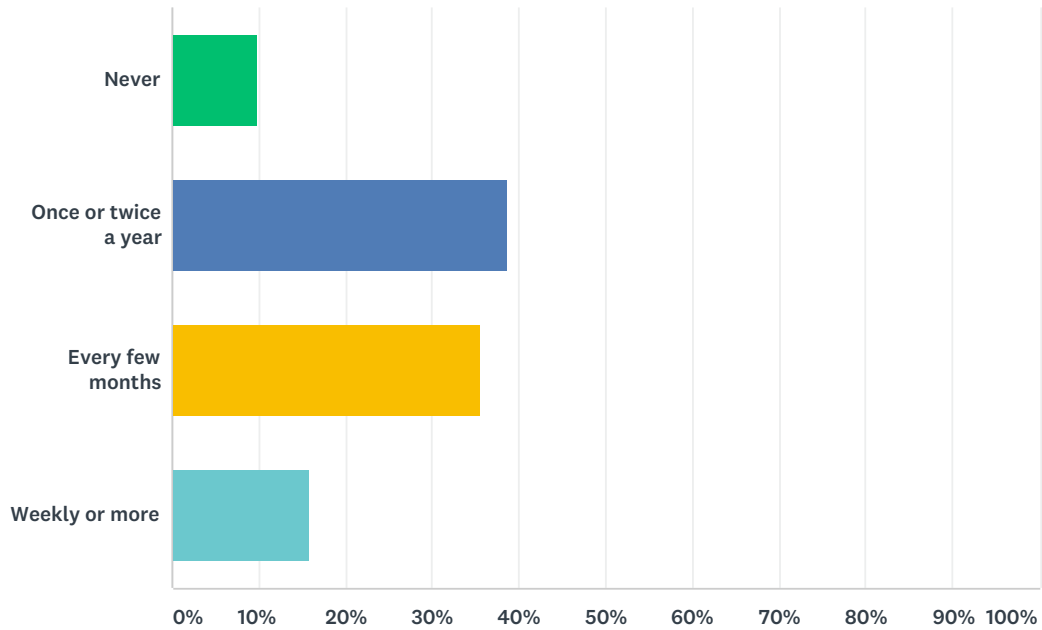
ANSWER CHOICES	RESPONSES
Attend meetings	2.61% 4
Complete a survey online	12.42% 19
Complete and return a paper survey	84.31% 129
Phone calls	0.65% 1
Focus groups	0.00% 0
Other (please specify)	0.00% 0
<b>TOTAL</b>	<b>153</b>

**Q11 What can Brevard Public Schools do to ensure your child is successful in elementary school?**

Answered: 88 Skipped: 106

## Q12 How often do you meet in person with your child's teacher?

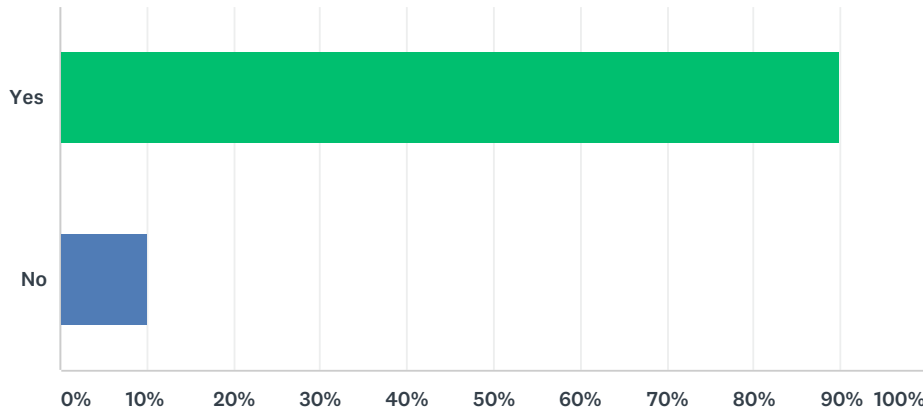
Answered: 163 Skipped: 31



ANSWER CHOICES	RESPONSES	
Never	9.82%	16
Once or twice a year	38.65%	63
Every few months	35.58%	58
Weekly or more	15.95%	26
TOTAL		163

### Q13 Are you aware of what your child is expected to master in all subject areas?

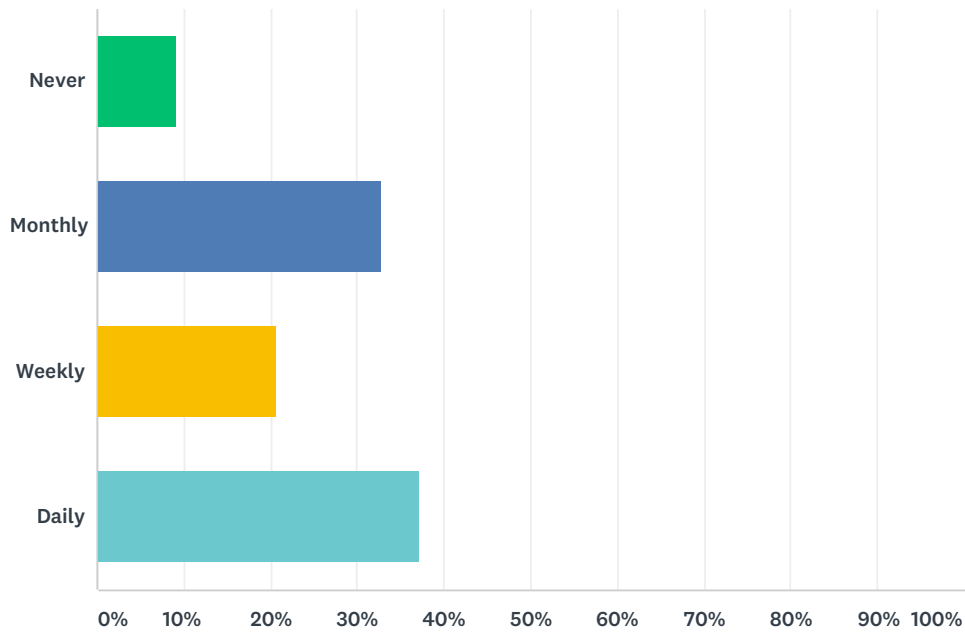
Answered: 171 Skipped: 23



ANSWER CHOICES	RESPONSES	
Yes	90.06%	154
No	9.94%	17
TOTAL		171

### Q14 How often does your child's teacher communicate with you about your child's progress?

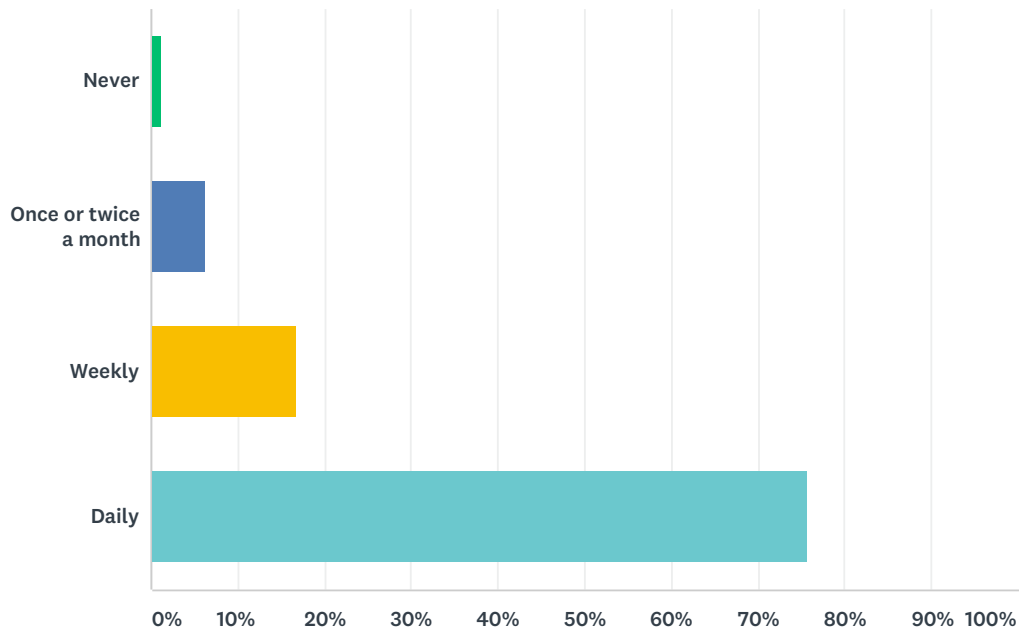
Answered: 164 Skipped: 30



ANSWER CHOICES	RESPONSES	
Never	9.15%	15
Monthly	32.93%	54
Weekly	20.73%	34
Daily	37.20%	61
TOTAL		164

### Q15 How often do you have conversations with your child about what his or her class is learning at school?

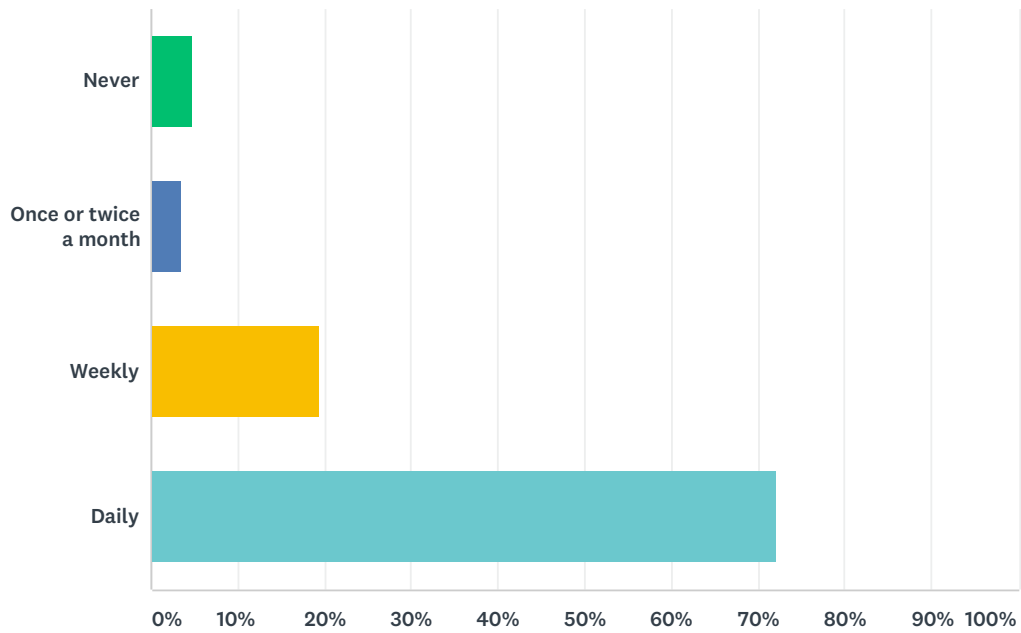
Answered: 173 Skipped: 21



ANSWER CHOICES	RESPONSES
Never	1.16% 2
Once or twice a month	6.36% 11
Weekly	16.76% 29
Daily	75.72% 131
<b>TOTAL</b>	<b>173</b>

## Q16 How often do you work with your child on homework or class assignments?

Answered: 165 Skipped: 29

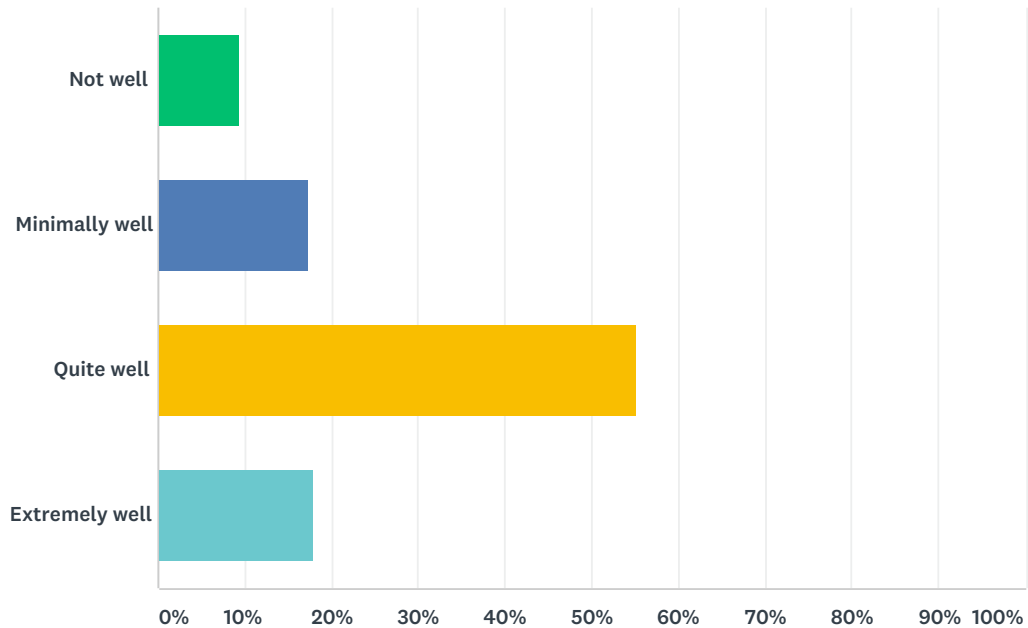


ANSWER CHOICES	RESPONSES
Never	4.85% 8
Once or twice a month	3.64% 6
Weekly	19.39% 32
Daily	72.12% 119
TOTAL	165



### Q17 How well does school leadership foster an environment in which staff, parents, and the community work together to improve student achievement?

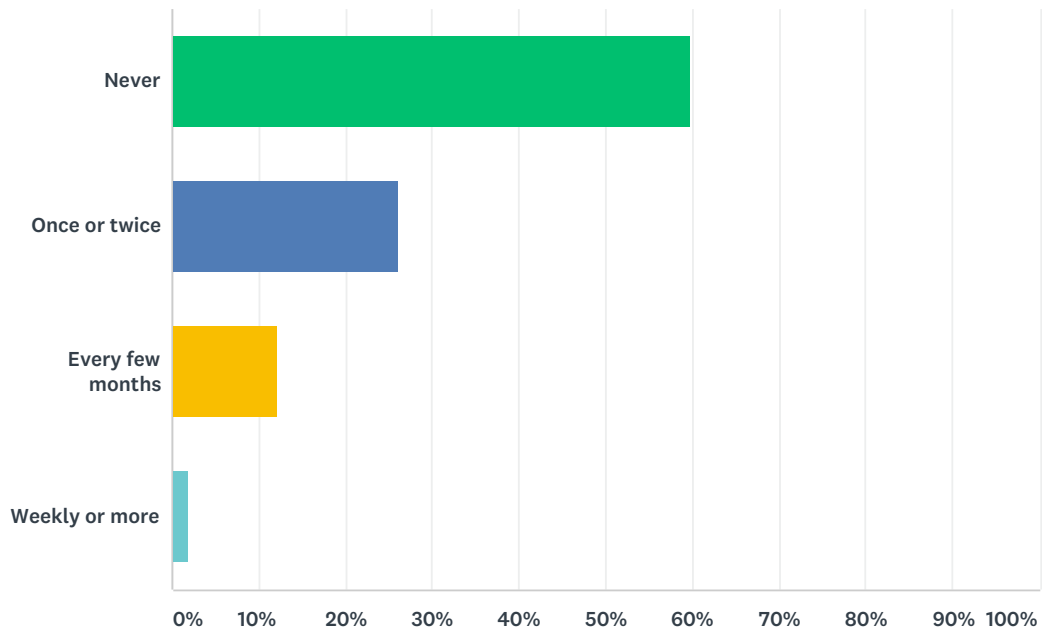
Answered: 161 Skipped: 33



ANSWER CHOICES	RESPONSES	
Not well	9.32%	15
Minimally well	17.39%	28
Quite well	55.28%	89
Extremely well	18.01%	29
TOTAL		161

### Q18 In the past year, how often have you participated in classroom activities during the school day?

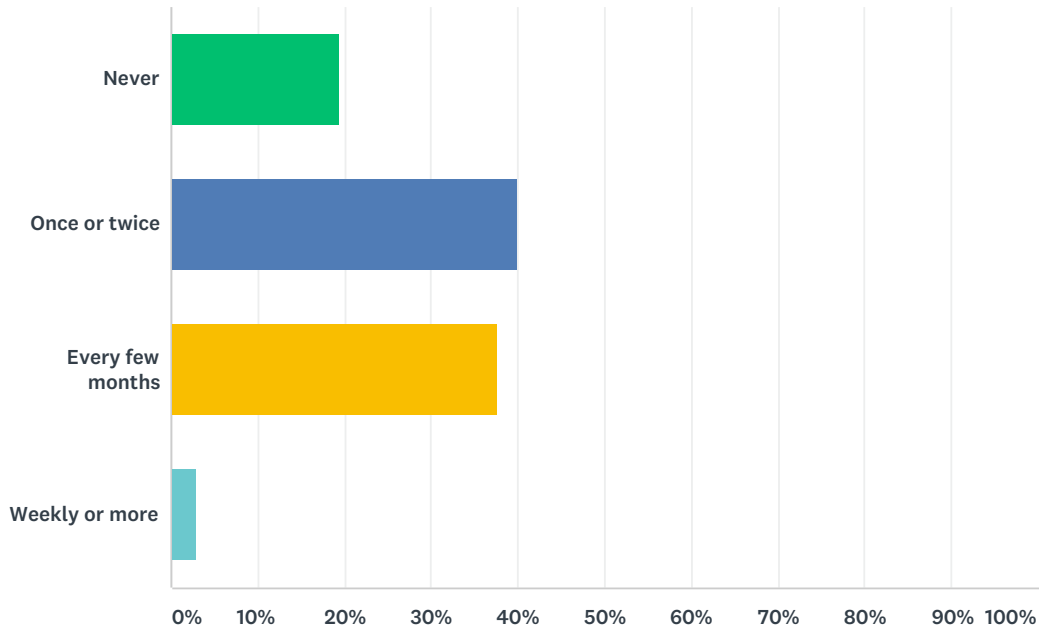
Answered: 164 Skipped: 30



ANSWER CHOICES	RESPONSES	
Never	59.76%	98
Once or twice	26.22%	43
Every few months	12.20%	20
Weekly or more	1.83%	3
<b>TOTAL</b>		<b>164</b>

**Q19 In the past year, how often did you attend a parent meeting or event at your child's school that supported your child's academic success?**

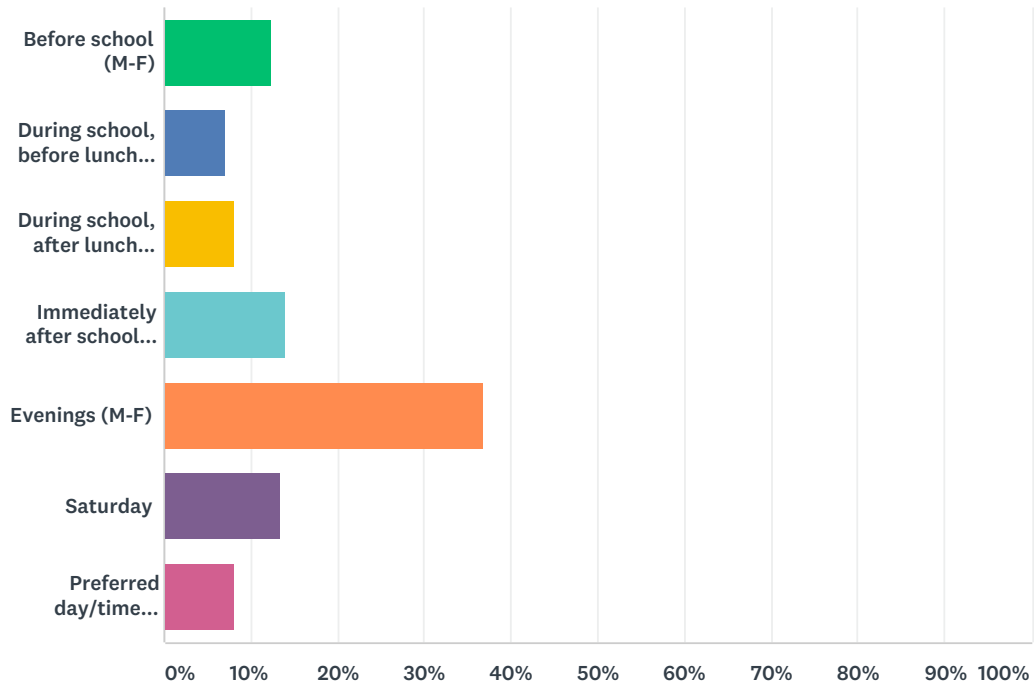
Answered: 165 Skipped: 29



ANSWER CHOICES	RESPONSES	
Never	19.39%	32
Once or twice	40.00%	66
Every few months	37.58%	62
Weekly or more	3.03%	5
<b>TOTAL</b>		<b>165</b>

## Q20 When is the best time for you to attend a school event for families?

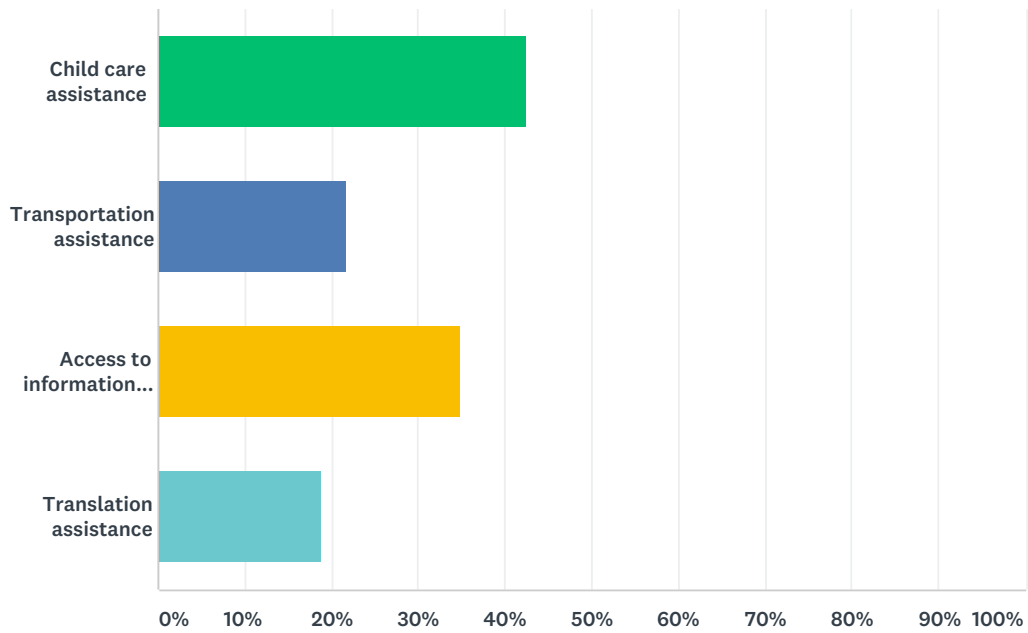
Answered: 171 Skipped: 23



ANSWER CHOICES	RESPONSES	
Before school (M-F)	12.28%	21
During school, before lunch (M-F)	7.02%	12
During school, after lunch (M-F)	8.19%	14
Immediately after school (M-F)	14.04%	24
Evenings (M-F)	36.84%	63
Saturday	13.45%	23
Preferred day/time (please indicate)	8.19%	14
<b>TOTAL</b>		<b>171</b>

## Q21 Which of the following would enable you to participate in parent meetings and school activities? (check all that apply)

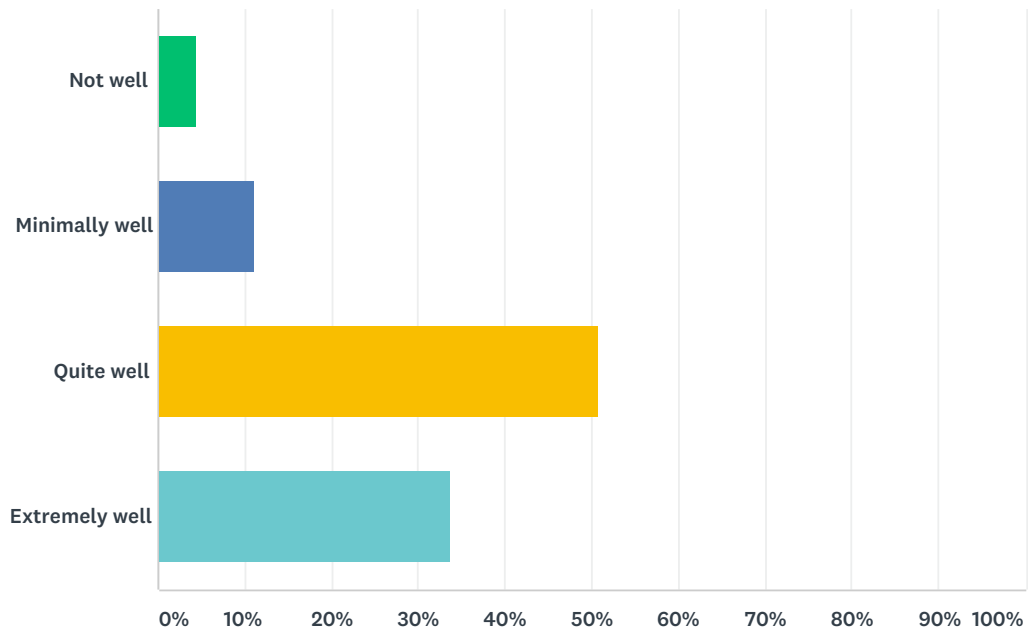
Answered: 106 Skipped: 88



ANSWER CHOICES	RESPONSES
Child care assistance	42.45% 45
Transportation assistance	21.70% 23
Access to information online	34.91% 37
Translation assistance	18.87% 20
Total Respondents: 106	

## Q22 How well do you feel the school creates a welcoming environment for families?

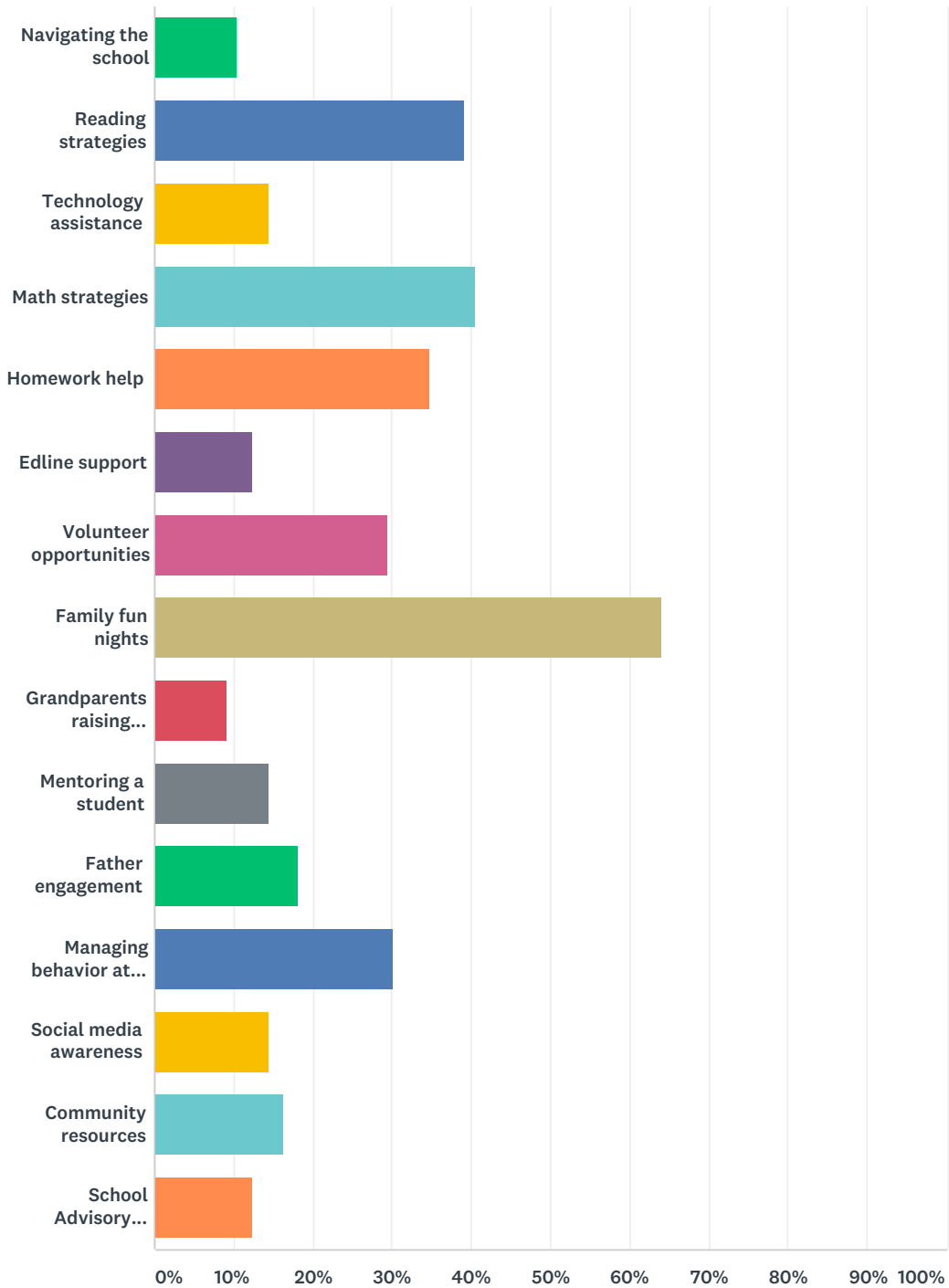
Answered: 163 Skipped: 31



ANSWER CHOICES	RESPONSES
Not well	4.29% 7
Minimally well	11.04% 18
Quite well	50.92% 83
Extremely well	33.74% 55
TOTAL	163

## Q23 Which of the following informational meetings and activities would you participate in or attend?

Answered: 153 Skipped: 41



ANSWER CHOICES	RESPONSES	
Navigating the school	10.46%	16
Reading strategies	39.22%	60

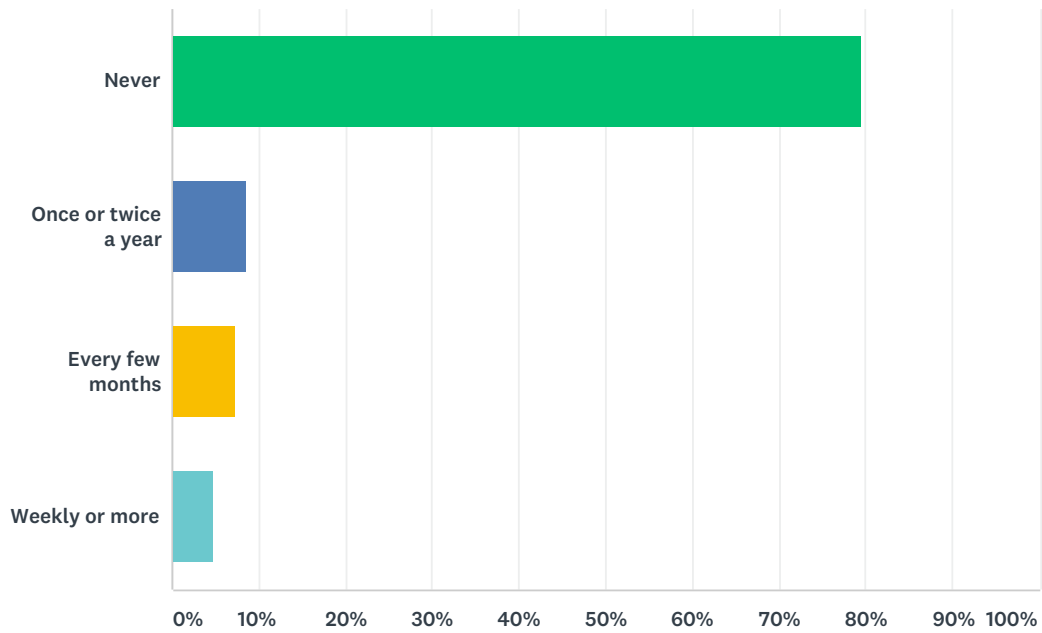
## Brevard Public Schools Elementary Parent Survey 2017-2018

Technology assistance	14.38%	22
Math strategies	40.52%	62
Homework help	34.64%	53
Edline support	12.42%	19
Volunteer opportunities	29.41%	45
Family fun nights	64.05%	98
Grandparents raising grandchildren	9.15%	14
Mentoring a student	14.38%	22
Father engagement	18.30%	28
Managing behavior at home	30.07%	46
Social media awareness	14.38%	22
Community resources	16.34%	25
School Advisory Council (SAC) or Parent-Teacher Organization (PTO/PTA)	12.42%	19
Total Respondents: 153		



## Q24 How often do you work with other parents at your child's school to plan and carry out school activities?

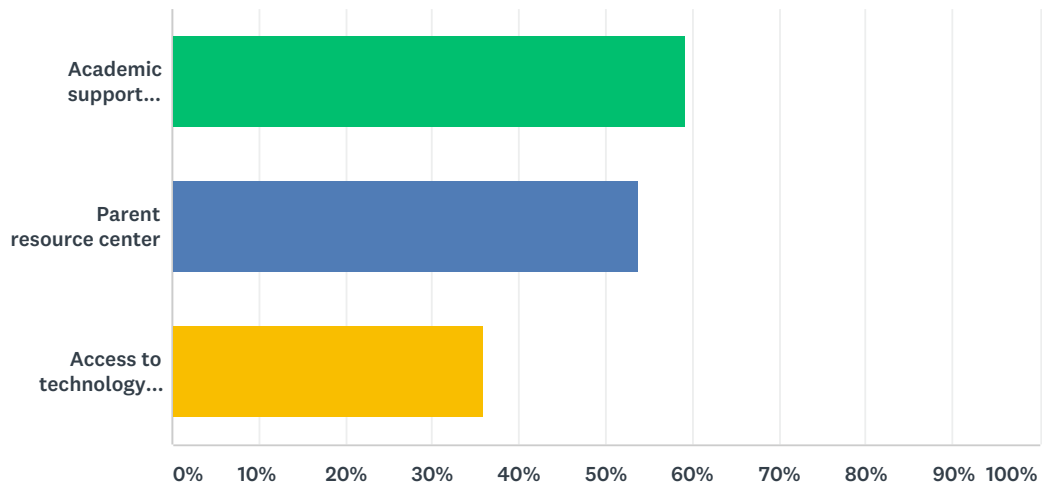
Answered: 165 Skipped: 29



ANSWER CHOICES	RESPONSES	
Never	79.39%	131
Once or twice a year	8.48%	14
Every few months	7.27%	12
Weekly or more	4.85%	8
<b>TOTAL</b>		<b>165</b>

## Q25 What types of family engagement resources would you use if they were provided at your school?

Answered: 147 Skipped: 47



ANSWER CHOICES	RESPONSES	
Academic support materials for families	59.18%	87
Parent resource center	53.74%	79
Access to technology resources to support family engagement	36.05%	53
Total Respondents: 147		

**Q26 What do you feel is working well at your child's school? (this is your chance to brag about your school and share what you like about it!)**

Answered: 100 Skipped: 94

**Q27 What do you feel is not working, difficult, and/or needs improvement at your child's school? (This is your chance to tell us what you would like to see changed.)**

Answered: 80 Skipped: 114