

# How to Log into Launchpad

Help video at: <https://youtu.be/7OaA-QiRR1o>


## Accessing from School - Teachers and Students

Please read these directions carefully.

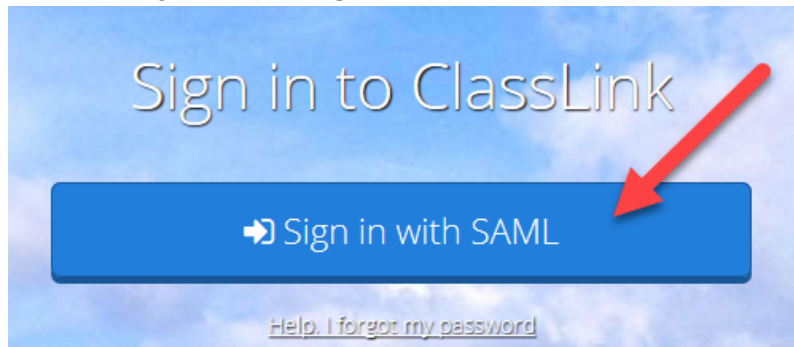
**Internet Explorer- Follow steps 1-3**

**Chrome- Follow Steps 1-4**

1. Go to **Brevard Public Schools**
2. Hover over the “**Links**” tab at the top and select “**Launchpad**”

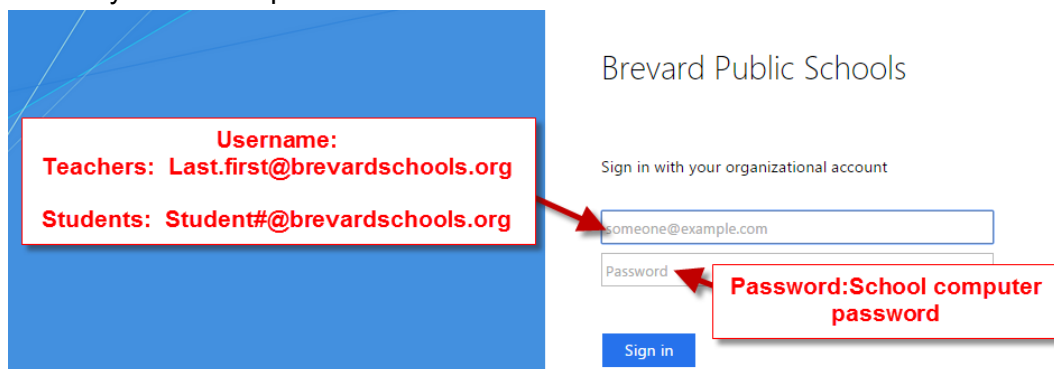


3. Click on the “**Sign in with SAML**” button - be sure to leave the top two boxes blank! **The next screen will be your Launchpad if you are using IE.**



**If you are using Chrome, Firefox, or Safari, continue to step 4.**

4. On the next screen, enter in your BPS email address and school computer password. The next screen will be your Launchpad screen



**Note: You will receive this screen from home regardless of the browser you are using!**