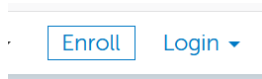

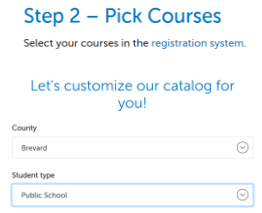

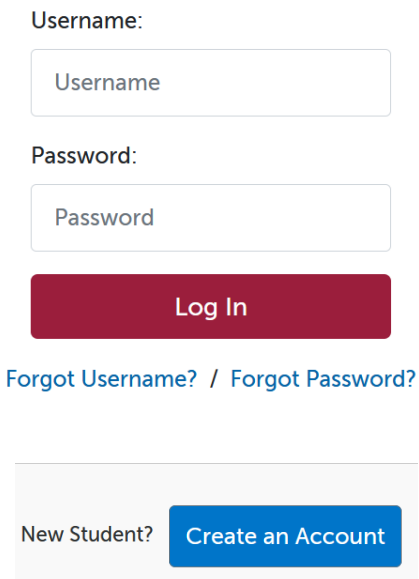
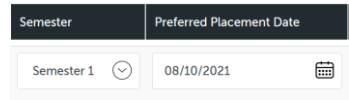
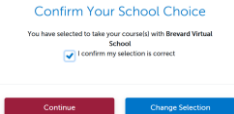


Pick Brevard Virtual School when Registering for an Online Course

<p>1. Go to http://flvs.net</p> <p>2. Click on the “Enroll” button on the top ribbon.</p>	
<p>3. Scroll down to County Virtual School section and click the button for the appropriate grade level.</p>	
<p>4. Click on “registration system” under Step 2 or you can click the “Enroll” button below the picture.</p> <p>5. On the pop-up window, select “Brevard” and the correct school type, then click the red “Continue” button.</p>	
<p>6. Use the tabs at the top to select the grade level for the course(s) you are sign up to take.</p> <p>7. When you locate the course, click on the name.</p> <p>8. Review the course description and click the red “Add to Backpack” button if you would like to sign up for that course.</p>	
<p>9. Existing accounts: If you have previously taken a BVS or FLVS course, log into your existing account here.</p> <p>a. On the next three screens, answer the questions and click the red “Continue” button.</p> <p>b. Skip to step 11 below.</p> <p>10. New accounts: If you have never taken a BVS or FLVS course, click on the blue “Create an Account” button.</p> <p>a. Choose your username/password. Write it down!</p> <p>b. Complete your personal information. In the phone number section, enter the best number for reaching the student. Click “Continue”.</p> <p>c. Enter the Parent/Guardian information on this page then click “Continue”.</p> <p>d. Review the information you entered, make any edits necessary. Click “Continue” when complete.</p> <p>e. Answer the questions on the next three pages.</p>	
<p>11. On this page, select which part of the course you need.</p> <p>12. Enter your preferred start date.</p> <p>13. Click “Continue”.</p>	
<p>14. On the pop-up window, click the box to confirm your selection.</p> <p>15. Click the “Continue” button.</p>	
<p>16. Review your information, then click the “Submit Enrollment” button. Your requests now need guidance approval. To access the account, log in at http://vsa.flvs.net.</p>	