
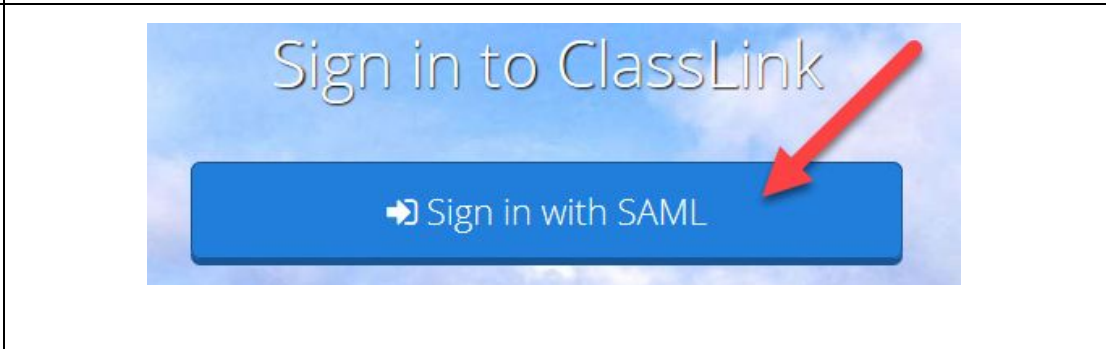
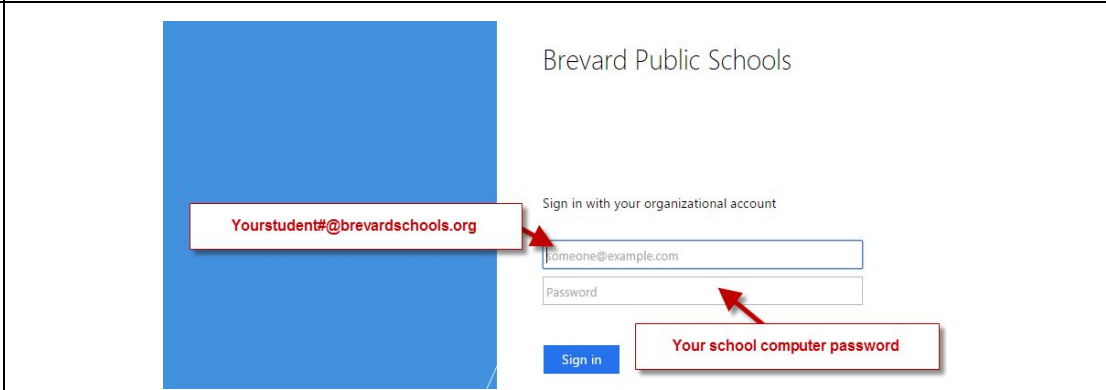


# Accessing Launchpad

|   |   |
|---|---|
| <p><b>1. Go to Brevard Public Schools</b></p> <p><b>2. Click the round “Launchpad” button</b></p> <p><b>Note: We suggest you use Chrome, Firefox, or Edge</b></p> |   |
| <p><b>3. Click on the “Sign in with SAML” button</b></p>  |   |
| <p><b>4. On the next screen, enter in your username and password.</b></p>   |  <p><b>Student Username:</b> <u>Yourstudent#@brevardschools.org</u> (example: a student with the student number of 1234567 will have a username of <a href="mailto:1234567@brevardschools.org">1234567@brevardschools.org</a>)</p> <p><b>Student Password:</b> <u>Your school computer password</u> or if you are unsure what your password is, just contact your teacher or you may email one of the Cape View Staff members below. (passwords will change every 90 days)</p> <p><b>Still having trouble getting to Launchpad? Check out our video at <a href="https://youtu.be/D-Hj2AbYn3Y">https://youtu.be/D-Hj2AbYn3Y</a></b></p> |

If you have any problems with accessing your Launchpad account, you can email [fisher.elizabeth@brevardschools.org](mailto:fisher.elizabeth@brevardschools.org) or [wedel.michelle@brevardschools.org](mailto:wedel.michelle@brevardschools.org)