

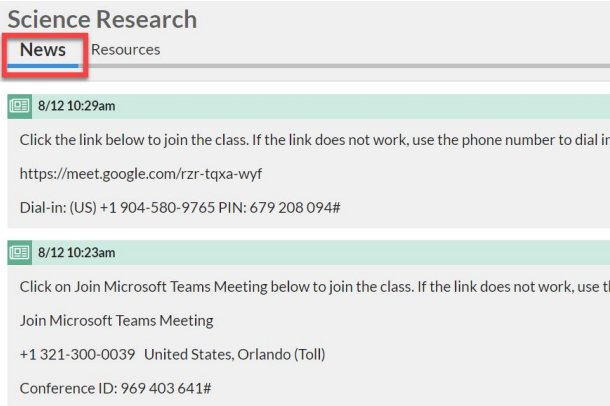
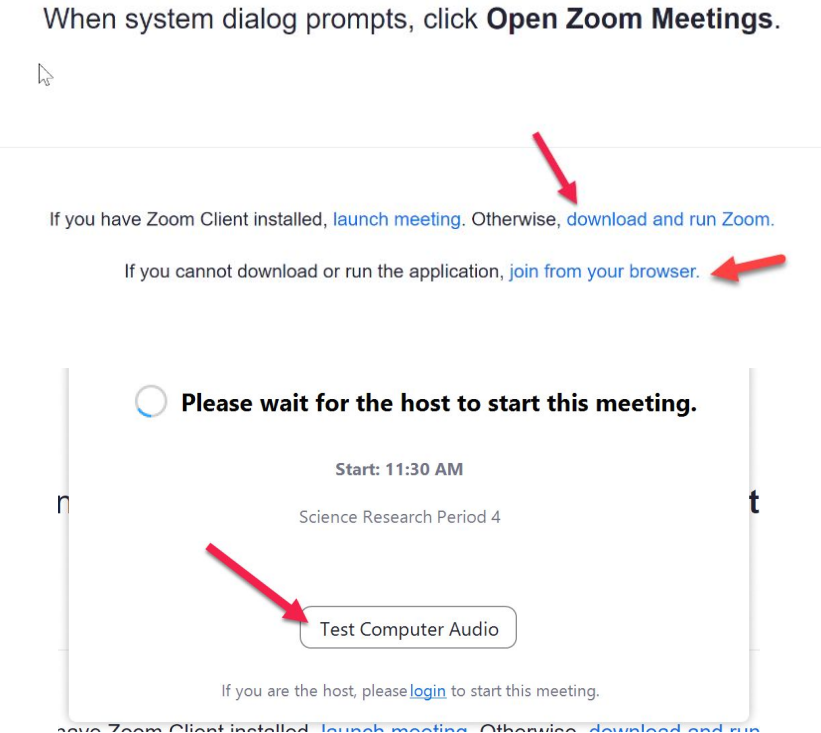


Secondary Student Access for First Day eLearning

Step by Step Directions	Troubleshooting	
<p>1. Use Google Chrome browser.</p> <p>2. Go to Brevard Public Schools website www.brevardschools.org.</p> <p>3. Click the round “LaunchPad” button.</p>	<p>If more than 1 student is sharing the computer, <u>open an incognito Window</u> (close the browser completely between students if you have more than one child).</p> 	
<p>4. Click on the “Sign in with SAML” button.</p>		
<p>5. On the next screen, enter your username and password.</p> <p>Student Username: Yourstudent#@brevardschools.org</p> <p>Student Password: Your school computer password (first time users try password1)</p>	 <p>Example: a student with student number of 1234567 will have a username of 1234567@brevardschools.org</p>	
<p>6. To access FOCUS, click the BPS FOCUS live app tile inside LaunchPad.</p>		
<p>7. Click on the class name to open the web page for that class.</p>		<p>If your class is not linked click on a class that is and go back to the portal page to refresh the page. All classes should then be linked. If this doesn't work contact your teacher.</p>

Secondary Student Access for First Day eLearning

<p>8. Click on the Resources tab.</p> <p>To open the link to the class video call, click the icon for the 1st day eLearning class link.</p>		
<p>OR</p> <p>Click on the News tab. Copy the link to the video call from the news post. Paste the link in the address bar of your browser.</p> <p>OR</p> <p>As a last resort for access, dial in if a phone number is provided. If multiple numbers are listed, use the New York number.</p>		

How to Join My Video Class Meeting	
Zoom	
<p>When you click the Focus link for a Zoom meeting, the page to the right will open. Download and run Zoom if you do not have it installed on your computer OR Click on Join from your browser.</p> <p>You will need to wait for your teacher to admit you. While you are waiting, you can test your computer audio to make sure your speakers and microphone are working.</p>	<p>When system dialog prompts, click Open Zoom Meetings.</p> <p>If you have Zoom Client installed, launch meeting. Otherwise, download and run Zoom.</p> <p>If you cannot download or run the application, join from your browser.</p> 

Secondary Student Access for First Day eLearning

Microsoft Teams

When you click the Focus link for a Team meeting, the window to the right will open. Choose Open Microsoft Teams.

In the Introduction box, add your first name and last initial. Click Join Now.

Wait for your teacher to admit you to the meeting.

Open Microsoft Teams?

https://teams.microsoft.com wants to open this application.

Always allow teams.microsoft.com to open links of this type in the associated app

Open Microsoft Teams

Cancel

You're joining a Teams meeting

How should we introduce you?

Enter your FIRST name and last initial

Melissa W

Join now

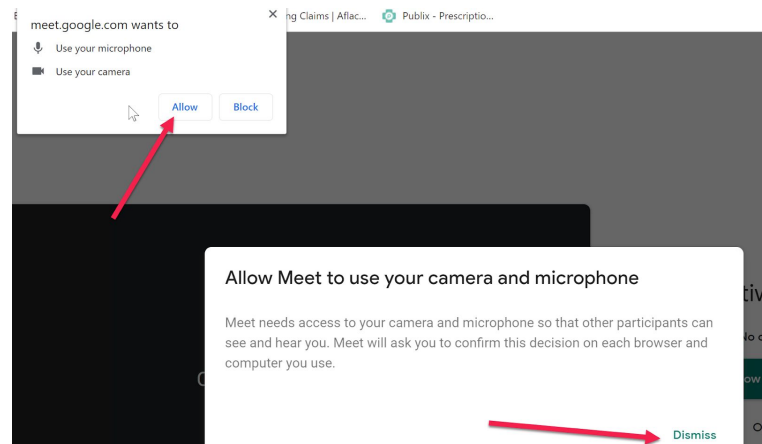
When the meeting starts, we'll let people know you're waiting.

If you're the organizer or the invite came from your work or school, please sign in.

Google Meet

The first time you click on a Google Meet link, you will need to allow your microphone and camera. You can Dismiss the message that pops up.

Click Join Now to enter the call.



ctiwc4wh4v



Melissa W... is in this call

Join now

Present

Other options

Join and use a phone for audio