
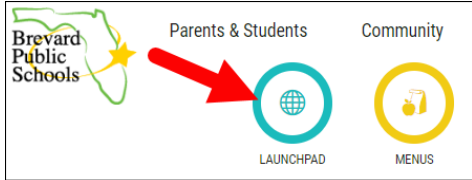
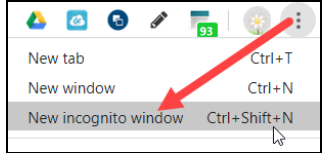

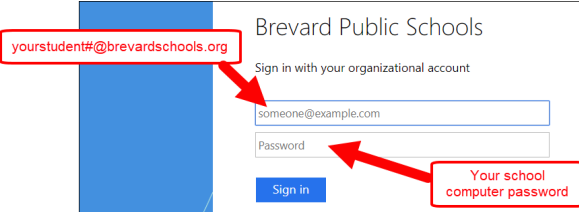

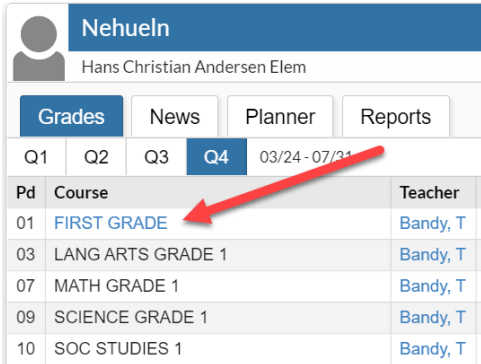


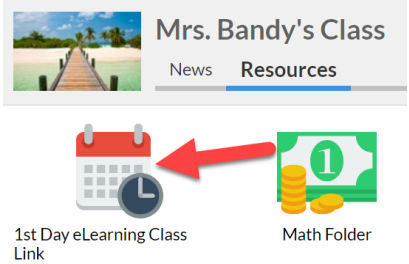
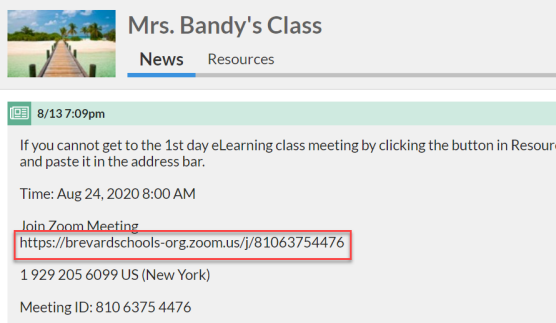
Elementary Student Access for First Day eLearning

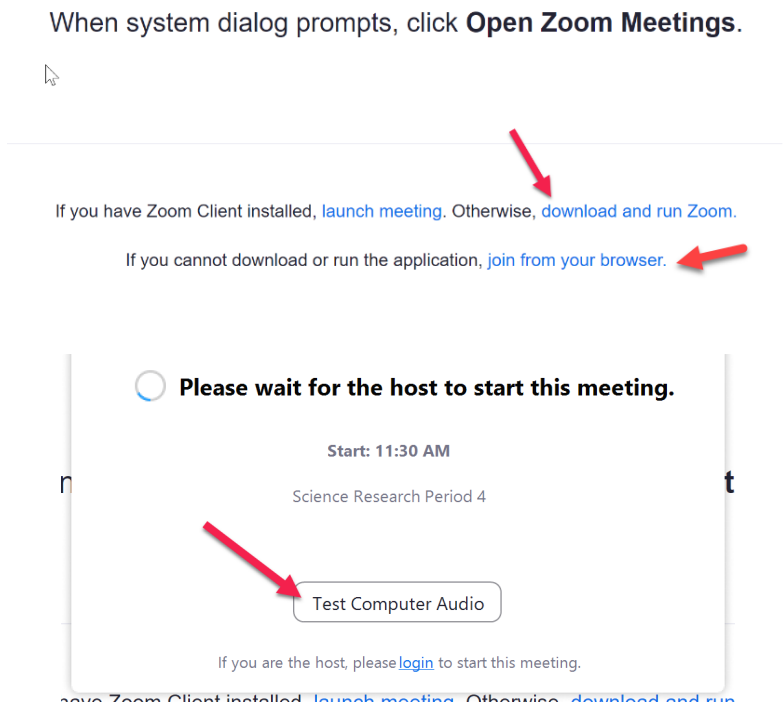
Link to this document: <https://bit.ly/3azvyH7> Video Link:

Step by Step Directions		Troubleshooting
<p>1. Use Google Chrome browser.</p> <p>2. Go to Brevard Public Schools website www.brevardschools.org.</p> <p>3. Click the round “LaunchPad” button.</p>	 	<p>If more than 1 student is sharing the computer, <u>open an incognito Window</u> (close the browser completely between students if you have more than one child).</p> 
<p>4. Click on the “Sign in with SAML” button.</p>		
<p>5. On the next screen, enter your username and password.</p> <p>Student Username: Yourstudent#@brevardschools.org</p> <p>Student Password: password1</p>	 <p>Example: a student with student number of 1234567 will have a username of 1234567@brevardschools.org</p>	<p>If your password doesn't work, contact the school.</p>
<p>6. To access FOCUS, click the BPS FOCUS live app tile inside LaunchPad.</p>		
<p>7. Click on the class name to open the web page for that teacher.</p> <p>Note: Class names that are blue are linked to a web page.</p>		<p>If your class is not linked click on a class that is and go back to the portal page to refresh the page. All classes should then be linked. If this doesn't work contact your teacher.</p>

Elementary Student Access for First Day eLearning

Link to this document: <https://bit.ly/3azvyH7> Video Link:

<p>8. Click on the Resources tab.</p> <p>To open the link to the class video call, click the icon for the 1st day eLearning class link.</p>		
<p>OR</p> <p>Click on the News tab. Copy the link to the video call from the news post. Paste the link in the address bar of your browser.</p> <p>OR</p> <p>As a last resort for access, dial in if a phone number is provided. If multiple numbers are listed, use the New York number.</p>		

How to Join My Video Class Meeting	
Zoom	
<p>When you click the Focus link for a Zoom meeting, the page to the right will open.</p> <p>Download and run Zoom if you do not have it installed on your computer OR Click on Join from your browser.</p> <p>You will need to wait for your teacher to admit you. While you are waiting, you can test your computer audio to make sure your speakers and microphone are working.</p> <p>Student view directions</p>	<p>When system dialog prompts, click Open Zoom Meetings.</p> 

Elementary Student Access for First Day eLearning

Link to this document: <https://bit.ly/3azvyH7> Video Link:

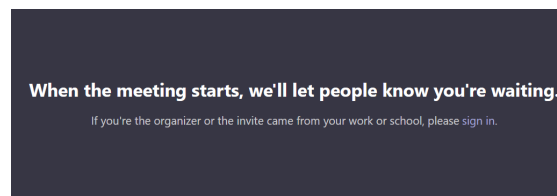
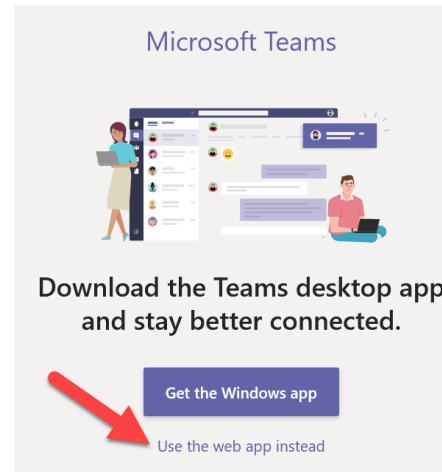
Microsoft Teams

When you click the Focus link for a Team meeting, the window to the right will open. You can choose to open the Windows app if you have installed it, or you can use the web app online.

[Click here for eLearning video tools for Microsoft Teams.](#)

Click Join Now.

Wait for your teacher to admit you to the meeting.



Google Meet

The first time you click on a Google Meet link, you will need to allow your microphone and camera. You can Dismiss the message that pops up.

Click Join Now to enter the call.

[Click here for eLearning Video tools for Google Meet](#)

