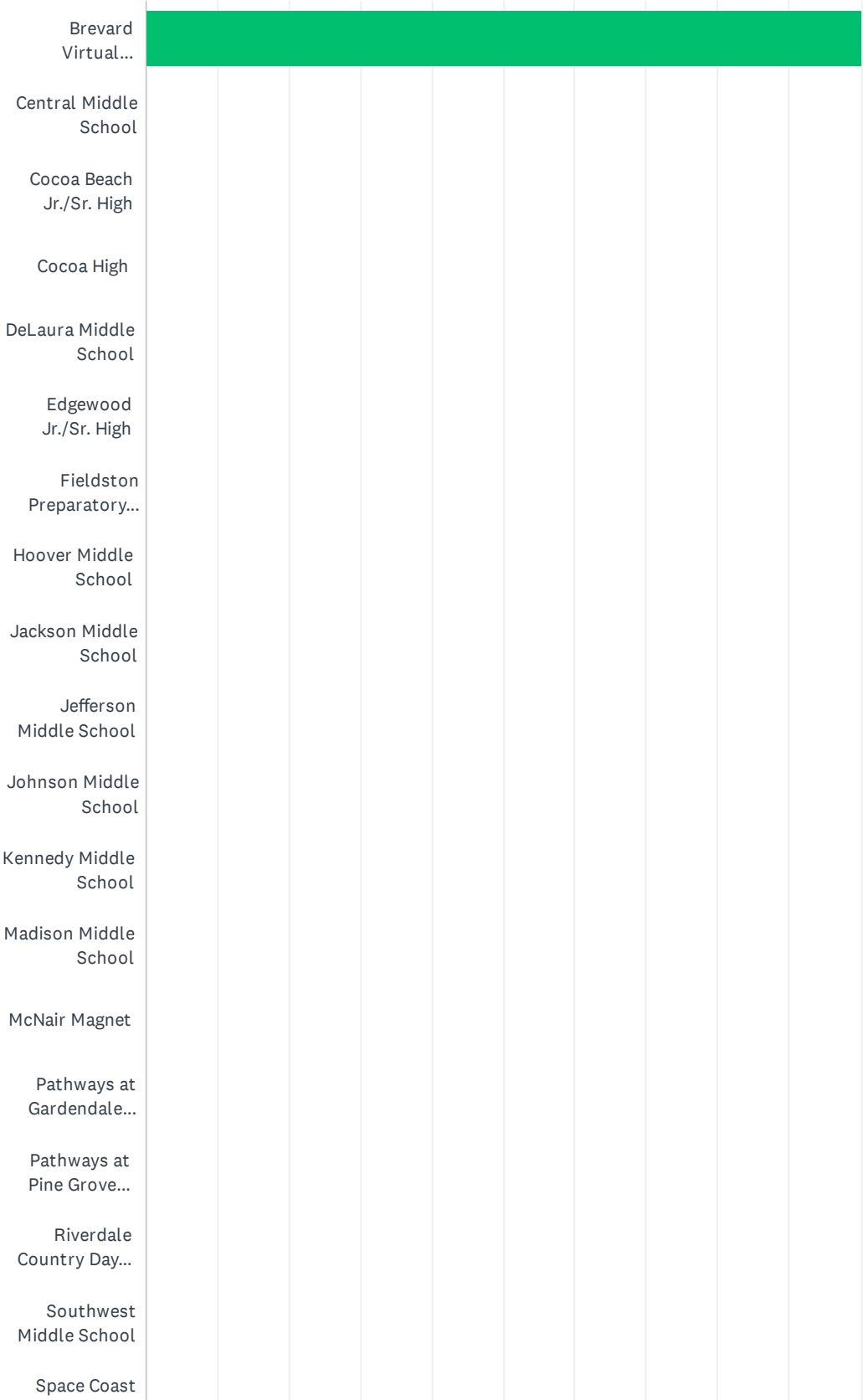
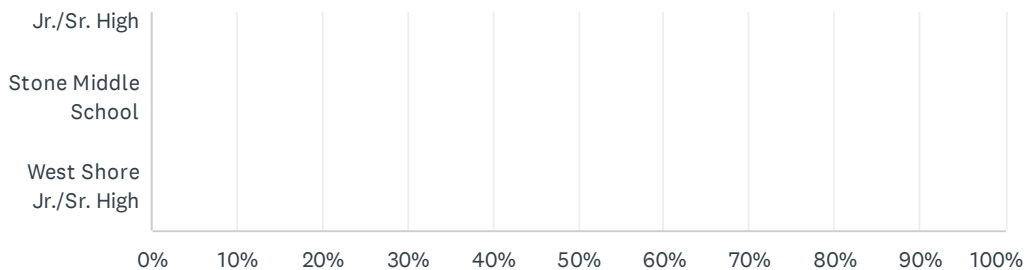


Q1 What school does your child attend?

Answered: 28 Skipped: 0



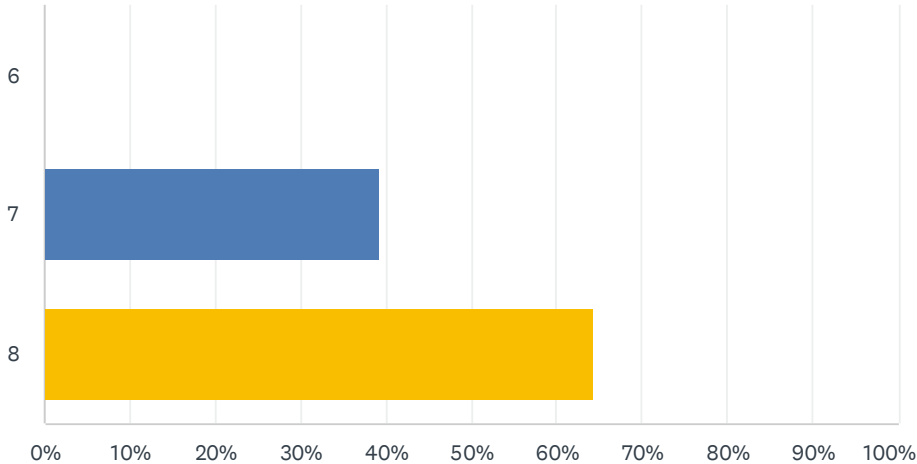
Brevard Public Schools Middle School Parent Survey 2021-2022



ANSWER CHOICES	RESPONSES	
Brevard Virtual Instruction Program (BVIP)	100.00%	28
Central Middle School	0.00%	0
Cocoa Beach Jr./Sr. High	0.00%	0
Cocoa High	0.00%	0
DeLaura Middle School	0.00%	0
Edgewood Jr./Sr. High	0.00%	0
Fieldston Preparatory School	0.00%	0
Hoover Middle School	0.00%	0
Jackson Middle School	0.00%	0
Jefferson Middle School	0.00%	0
Johnson Middle School	0.00%	0
Kennedy Middle School	0.00%	0
Madison Middle School	0.00%	0
McNair Magnet	0.00%	0
Pathways at Gardendale (North/Central Area Alternative Center)	0.00%	0
Pathways at Pine Grove (South Area Alternative Center)	0.00%	0
Riverdale Country Day School	0.00%	0
Southwest Middle School	0.00%	0
Space Coast Jr./Sr. High	0.00%	0
Stone Middle School	0.00%	0
West Shore Jr./Sr. High	0.00%	0
TOTAL		28

Q2 What is your child's current grade level?

Answered: 28 Skipped: 0

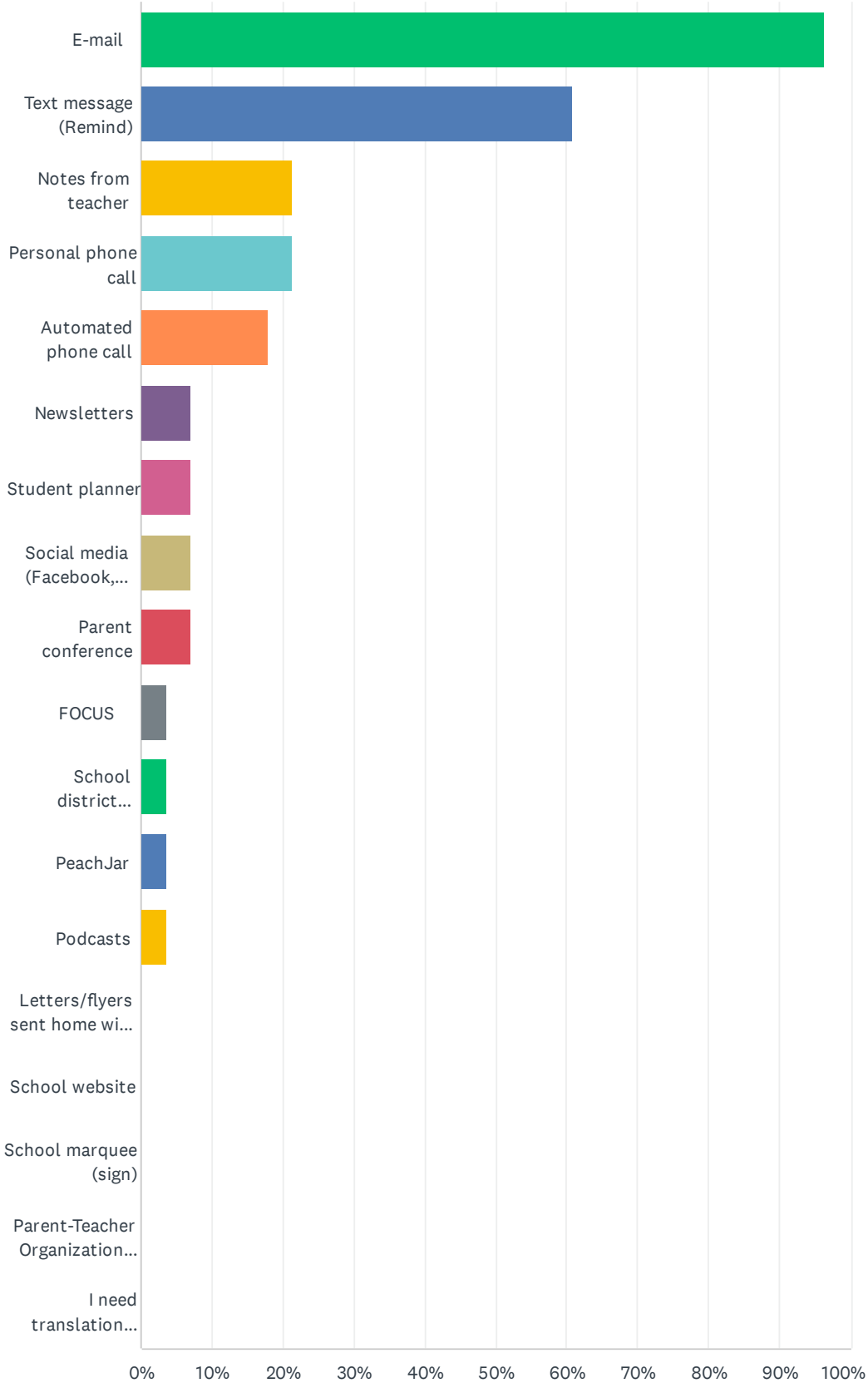


ANSWER CHOICES	RESPONSES
6	0.00% 0
7	39.29% 11
8	64.29% 18
Total Respondents: 28	

Q3 What is the best way for us to get you important information regarding school events and/or your child's progress? (check all that apply)

Answered: 28 Skipped: 0

Brevard Public Schools Middle School Parent Survey 2021-2022

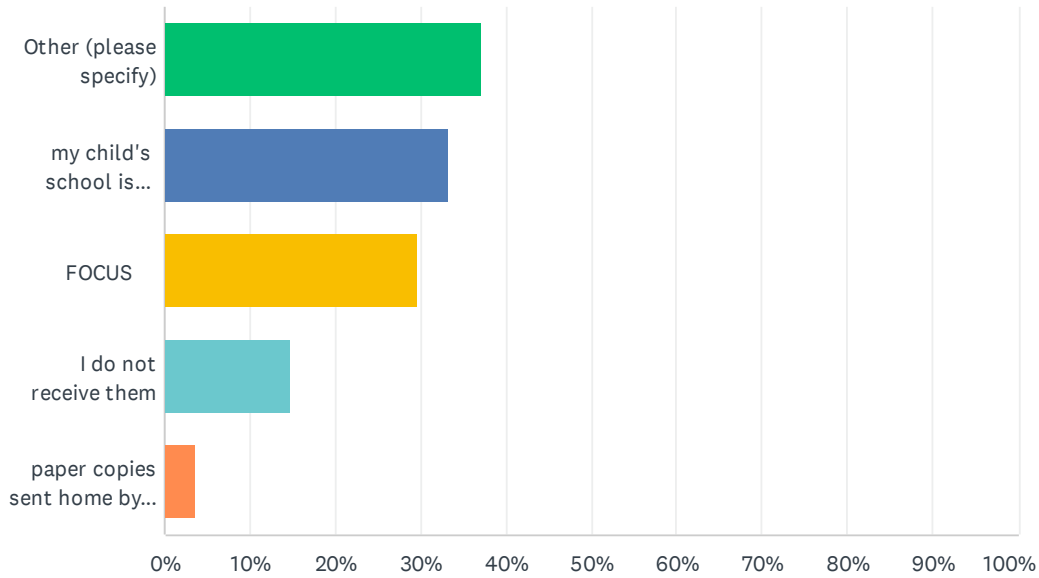


Brevard Public Schools Middle School Parent Survey 2021-2022

ANSWER CHOICES	RESPONSES	
E-mail	96.43%	27
Text message (Remind)	60.71%	17
Notes from teacher	21.43%	6
Personal phone call	21.43%	6
Automated phone call	17.86%	5
Newsletters	7.14%	2
Student planner	7.14%	2
Social media (Facebook, Twitter)	7.14%	2
Parent conference	7.14%	2
FOCUS	3.57%	1
School district website	3.57%	1
PeachJar	3.57%	1
Podcasts	3.57%	1
Letters/flyers sent home with students	0.00%	0
School website	0.00%	0
School marquee (sign)	0.00%	0
Parent-Teacher Organization (PTO/PTA)	0.00%	0
I need translation assistance	0.00%	0
Total Respondents: 28		

Q4 How do you receive interim reports and report cards?

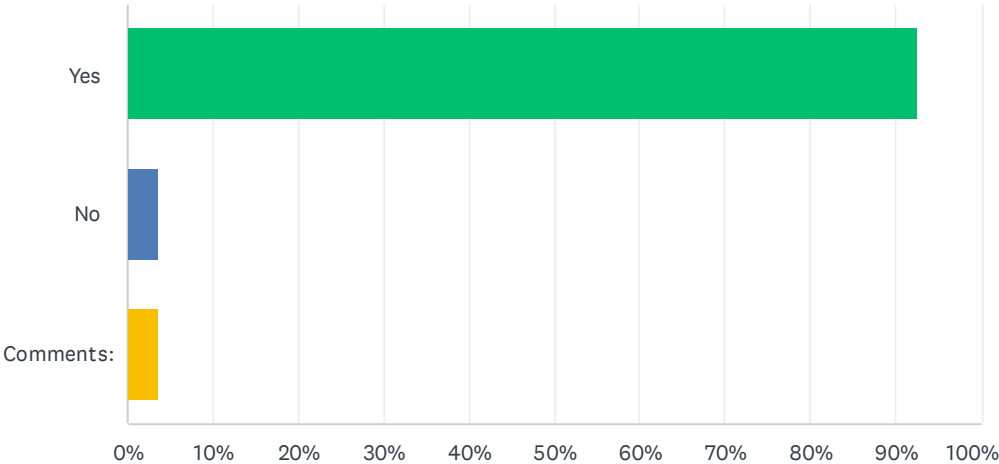
Answered: 27 Skipped: 1



ANSWER CHOICES	RESPONSES	
Other (please specify)	37.04%	10
my child's school is paperless	33.33%	9
FOCUS	29.63%	8
I do not receive them	14.81%	4
paper copies sent home by the school	3.70%	1
Total Respondents: 27		

Q5 Do you feel welcome at your child's school?

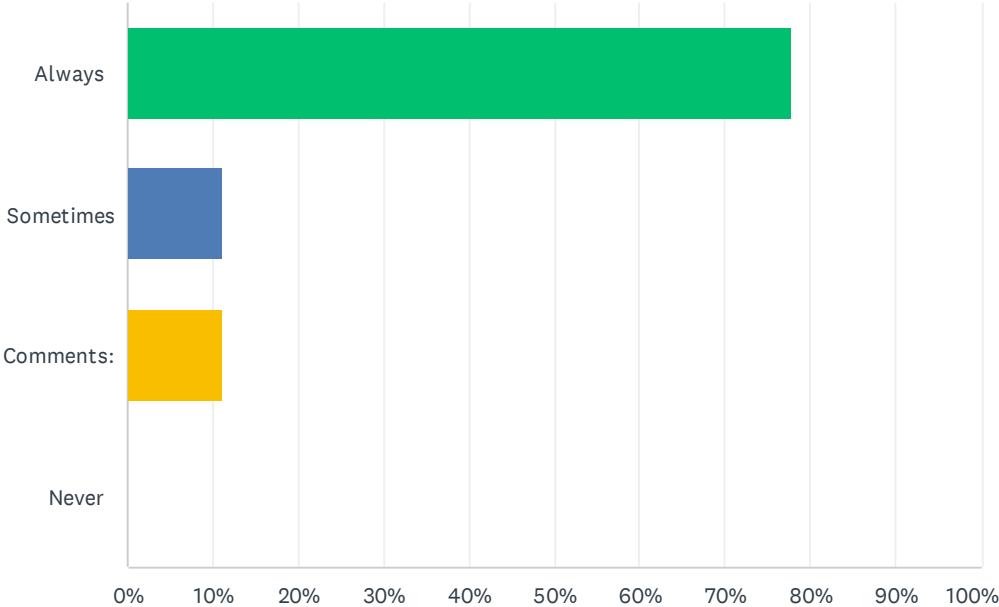
Answered: 27 Skipped: 1



ANSWER CHOICES	RESPONSES	
Yes	92.59%	25
No	3.70%	1
Comments:	3.70%	1
TOTAL		27

Q6 The office staff at my school is polite and is helpful in answering my questions or concerns.

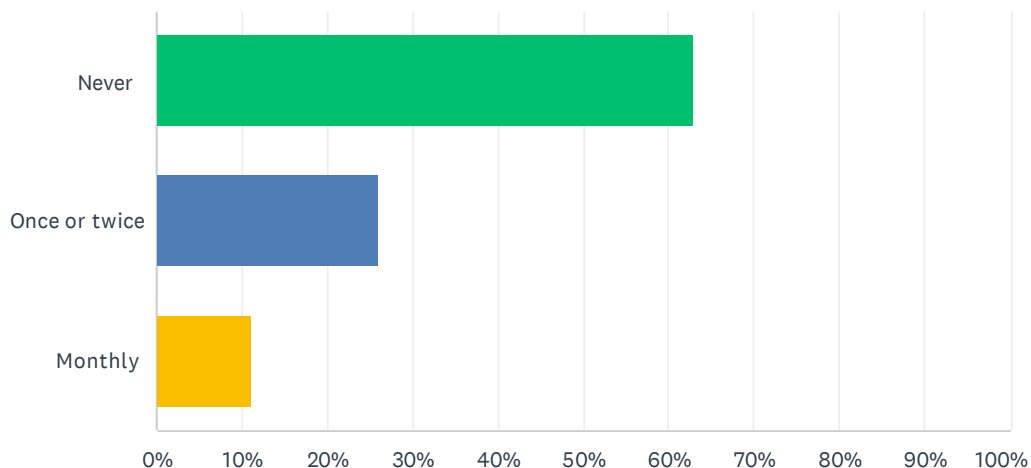
Answered: 27 Skipped: 1



ANSWER CHOICES	RESPONSES	
Always	77.78%	21
Sometimes	11.11%	3
Comments:	11.11%	3
Never	0.00%	0
TOTAL		27

Q7 Following this year's health and safety protocols, how often did you attend a parent meeting or event at your child's school that supported your child's academic success?

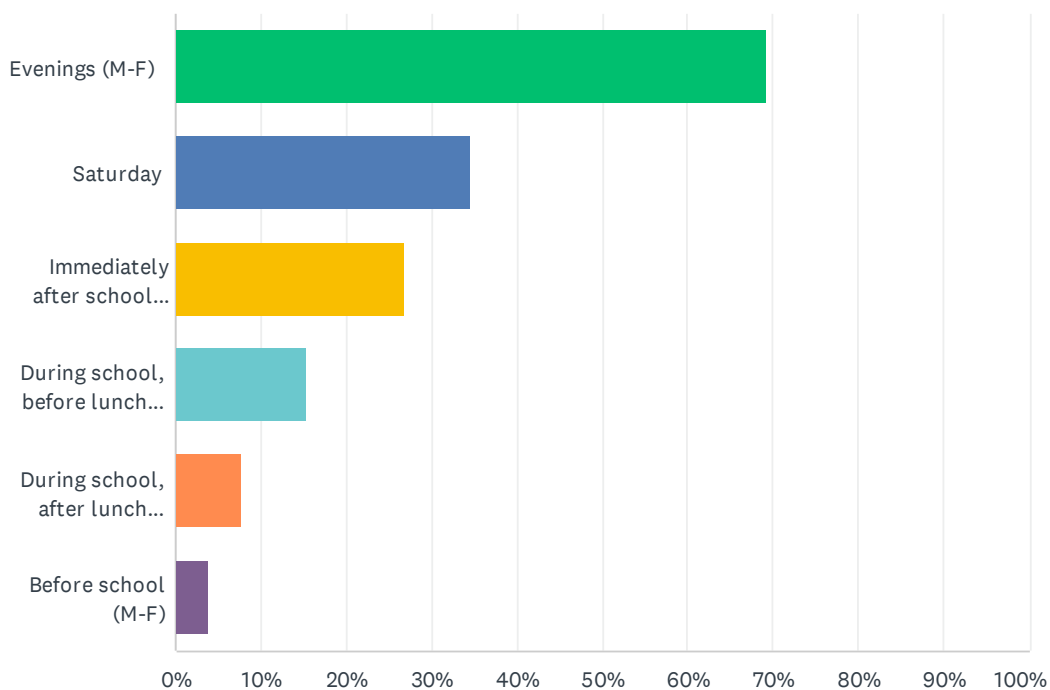
Answered: 27 Skipped: 1



ANSWER CHOICES	RESPONSES	
Never	62.96%	17
Once or twice	25.93%	7
Monthly	11.11%	3
TOTAL		27

Q8 When is the best time for you to attend a school event for families?

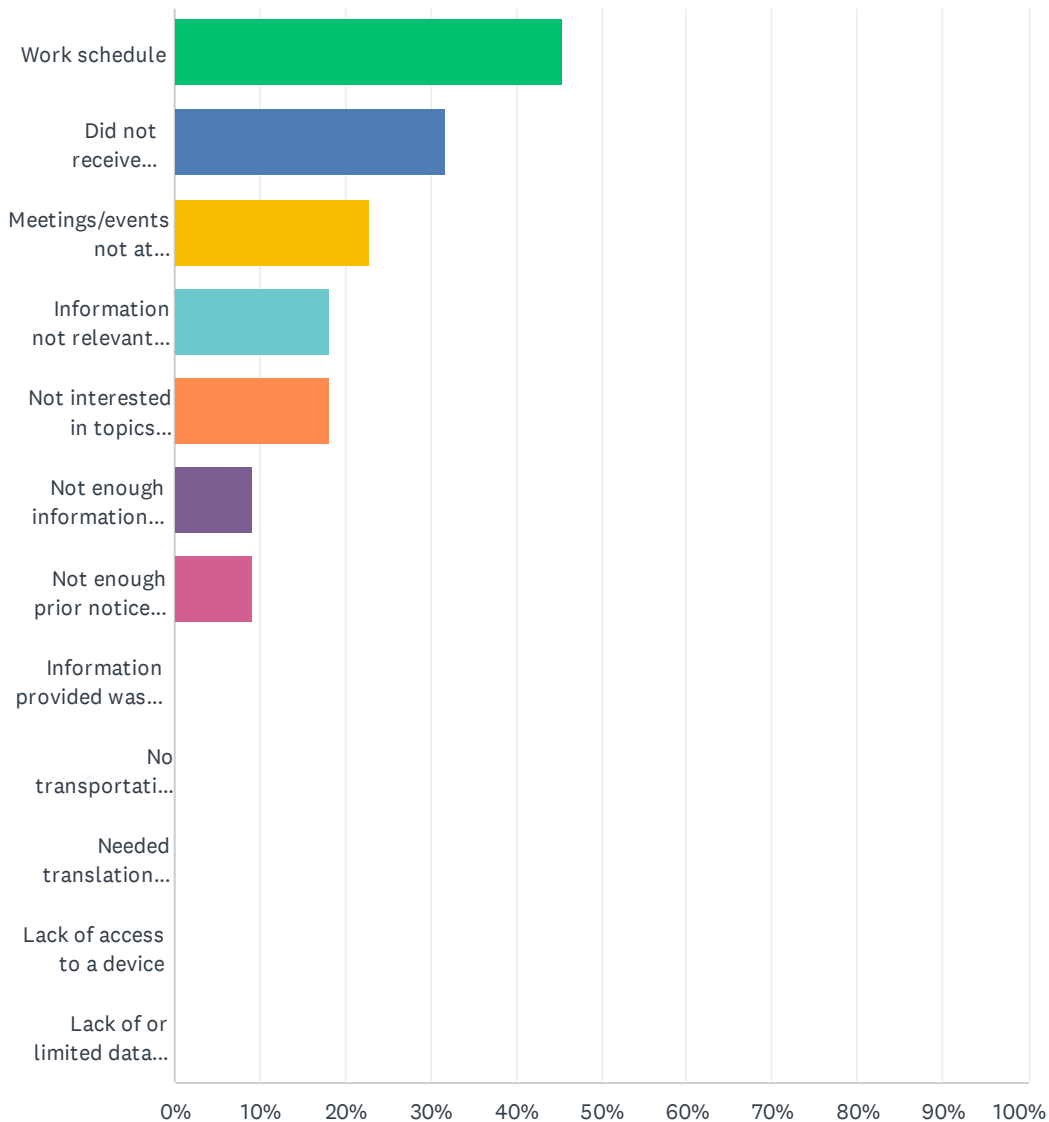
Answered: 26 Skipped: 2



ANSWER CHOICES	RESPONSES	
Evenings (M-F)	69.23%	18
Saturday	34.62%	9
Immediately after school (M-F)	26.92%	7
During school, before lunch (M-F)	15.38%	4
During school, after lunch (M-F)	7.69%	2
Before school (M-F)	3.85%	1
Total Respondents: 26		

Q9 If you were unable to attend informational meetings or academic events, please share why. (Check all that apply)

Answered: 22 Skipped: 6



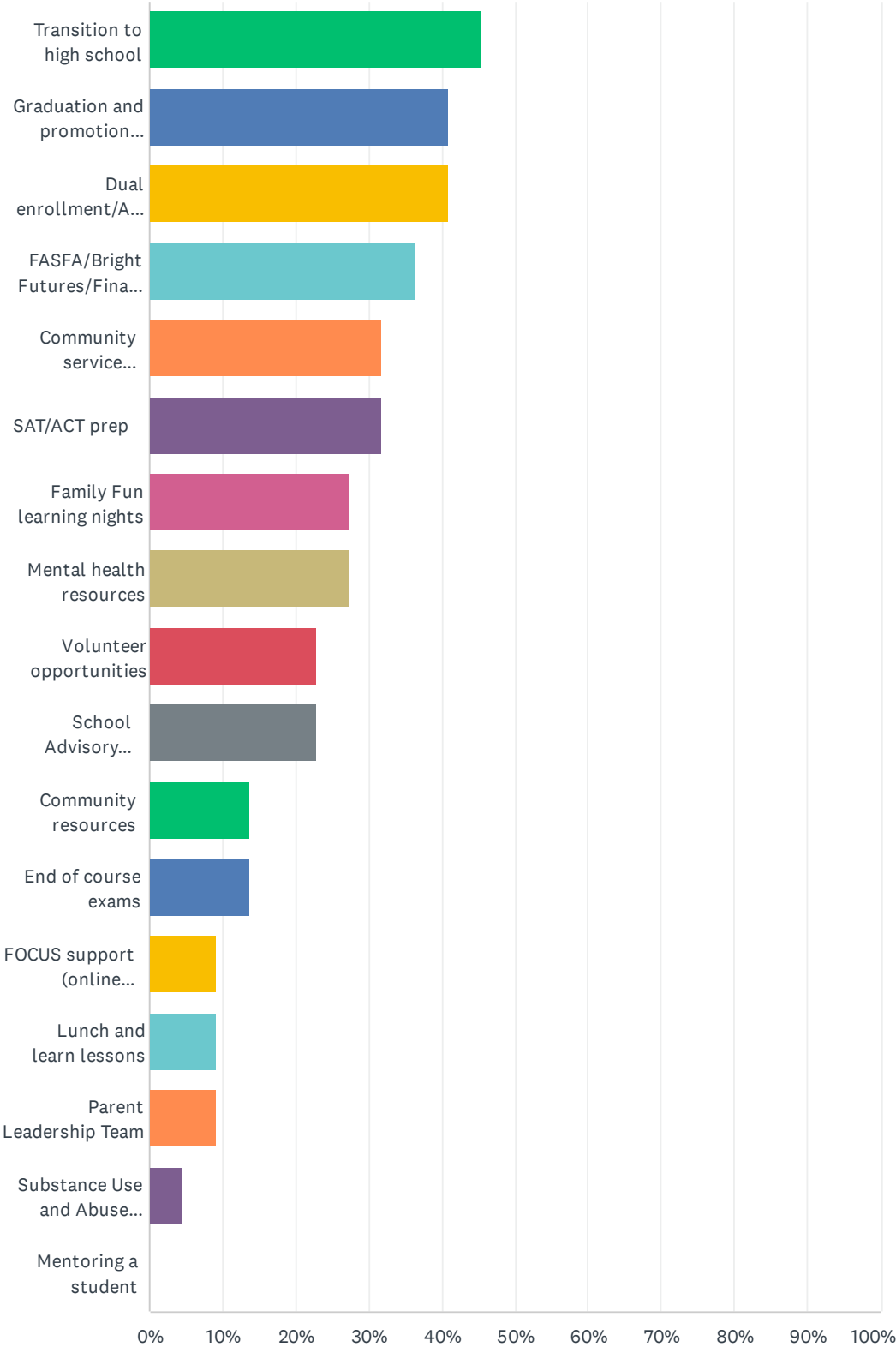
Brevard Public Schools Middle School Parent Survey 2021-2022

ANSWER CHOICES	RESPONSES	
Work schedule	45.45%	10
Did not receive information about meetings/events	31.82%	7
Meetings/events not at convenient times	22.73%	5
Information not relevant to me/my child	18.18%	4
Not interested in topics presented	18.18%	4
Not enough information provided	9.09%	2
Not enough prior notice provided	9.09%	2
Information provided was difficult to understand	0.00%	0
No transportation to get to meetings/events	0.00%	0
Needed translation services	0.00%	0
Lack of access to a device	0.00%	0
Lack of or limited data plan	0.00%	0
Total Respondents: 22		

Q10 Which of the following informational meetings and activities would you be interested in participating in or attending? (Check all that apply)

Answered: 22 Skipped: 6

Brevard Public Schools Middle School Parent Survey 2021-2022



Brevard Public Schools Middle School Parent Survey 2021-2022

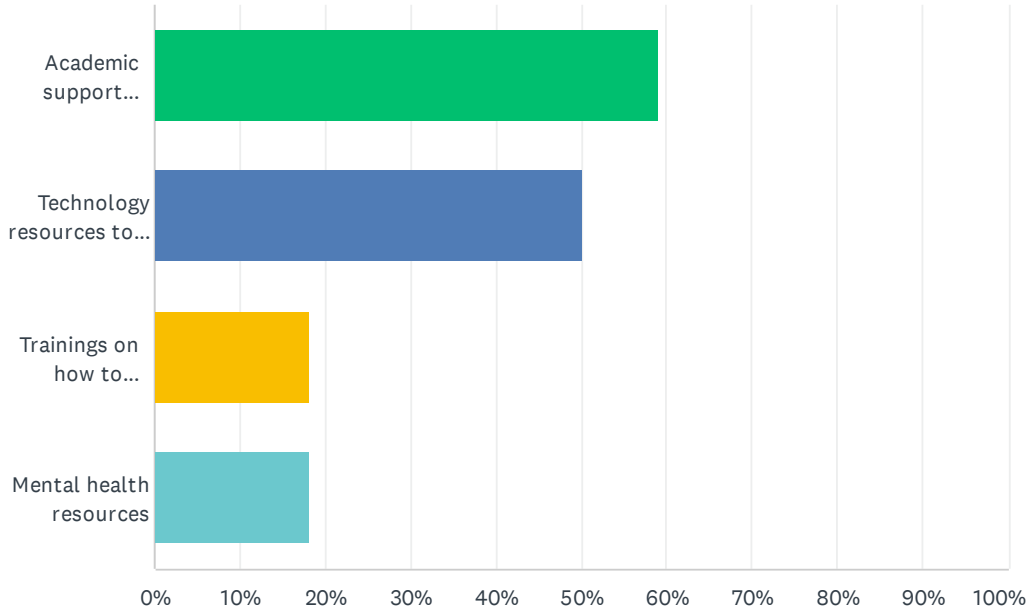
ANSWER CHOICES	RESPONSES	
Transition to high school	45.45%	10
Graduation and promotion requirements	40.91%	9
Dual enrollment/Advanced Placement courses	40.91%	9
FASFA/Bright Futures/Financial aid options	36.36%	8
Community service projects with staff/students	31.82%	7
SAT/ACT prep	31.82%	7
Family Fun learning nights	27.27%	6
Mental health resources	27.27%	6
Volunteer opportunities	22.73%	5
School Advisory Council (SAC) or Parent Teacher Organization (PTO)	22.73%	5
Community resources	13.64%	3
End of course exams	13.64%	3
FOCUS support (online gradebook, absences and teacher webpages)	9.09%	2
Lunch and learn lessons	9.09%	2
Parent Leadership Team	9.09%	2
Substance Use and Abuse (alcohol, street drugs, vaping, prescription drugs)	4.55%	1
Mentoring a student	0.00%	0
Total Respondents: 22		

Q11 In what ways can family engagement be strengthened at your child's school?

Answered: 11 Skipped: 17

Q12 What types of family engagement resources would you use if they were provided at your school?

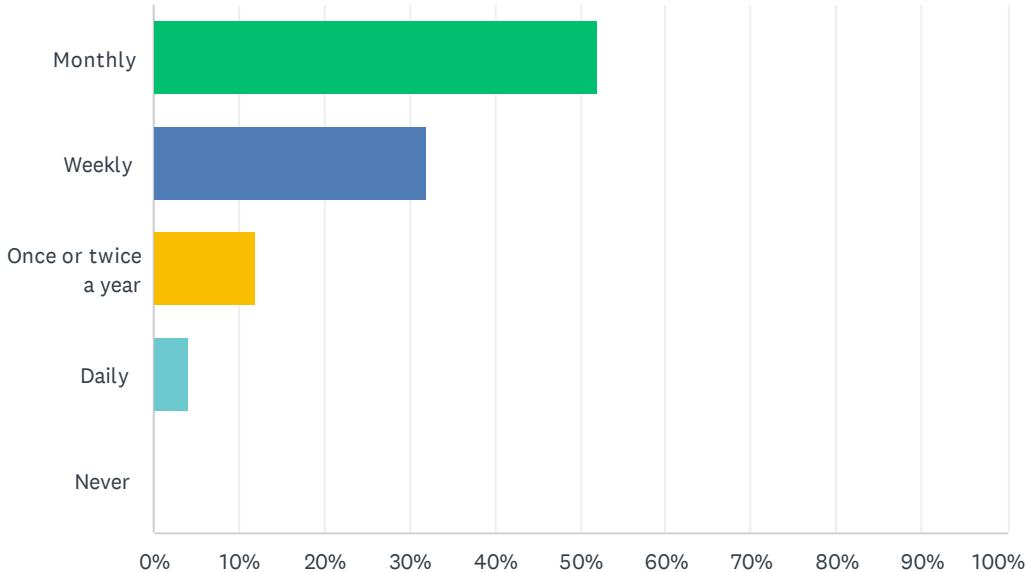
Answered: 22 Skipped: 6



ANSWER CHOICES	RESPONSES	
Academic support materials for families to use at home	59.09%	13
Technology resources to support learning at home	50.00%	11
Trainings on how to participate in school decision-making committees	18.18%	4
Mental health resources	18.18%	4
Total Respondents: 22		

Q13 How often do you communicate with your child's teachers?

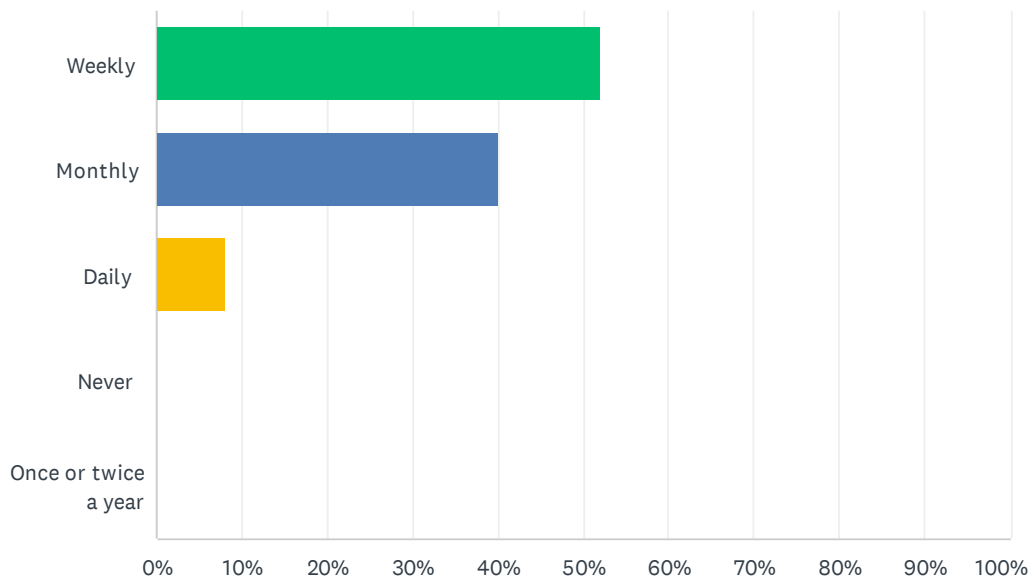
Answered: 25 Skipped: 3



ANSWER CHOICES	RESPONSES	
Monthly	52.00%	13
Weekly	32.00%	8
Once or twice a year	12.00%	3
Daily	4.00%	1
Never	0.00%	0
TOTAL		25

Q14 How often do your child's teachers communicate with you about your child's progress?

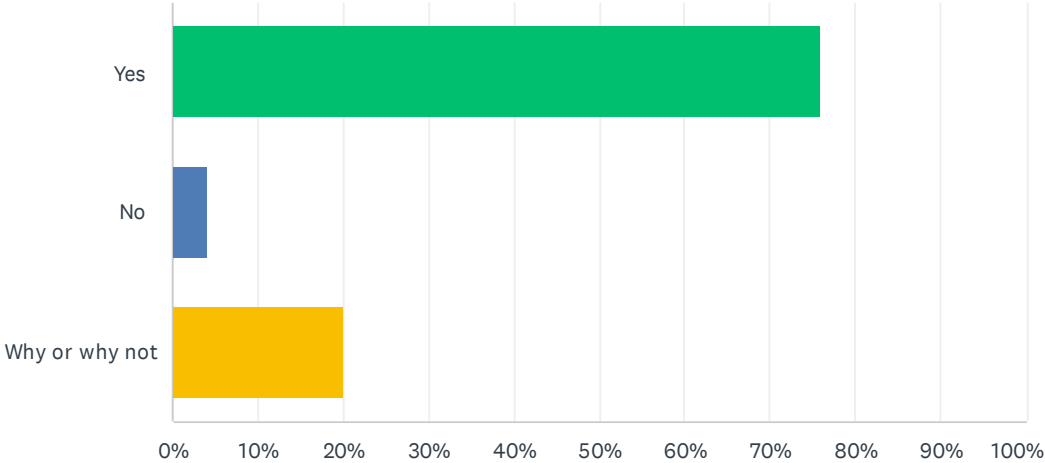
Answered: 25 Skipped: 3



ANSWER CHOICES	RESPONSES	
Weekly	52.00%	13
Monthly	40.00%	10
Daily	8.00%	2
Never	0.00%	0
Once or twice a year	0.00%	0
TOTAL		25

Q15 Are you satisfied with the relationship and communication you currently have with your child’s principal?

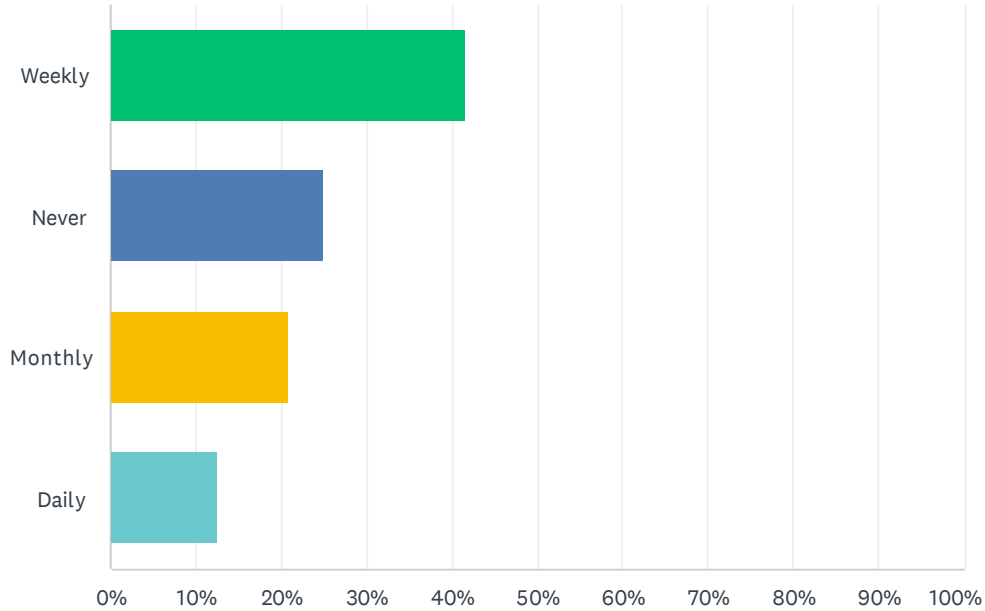
Answered: 25 Skipped: 3



ANSWER CHOICES	RESPONSES	
Yes	76.00%	19
No	4.00%	1
Why or why not	20.00%	5
TOTAL		25

Q16 How often do you access your child's grades and attendance information through FOCUS?

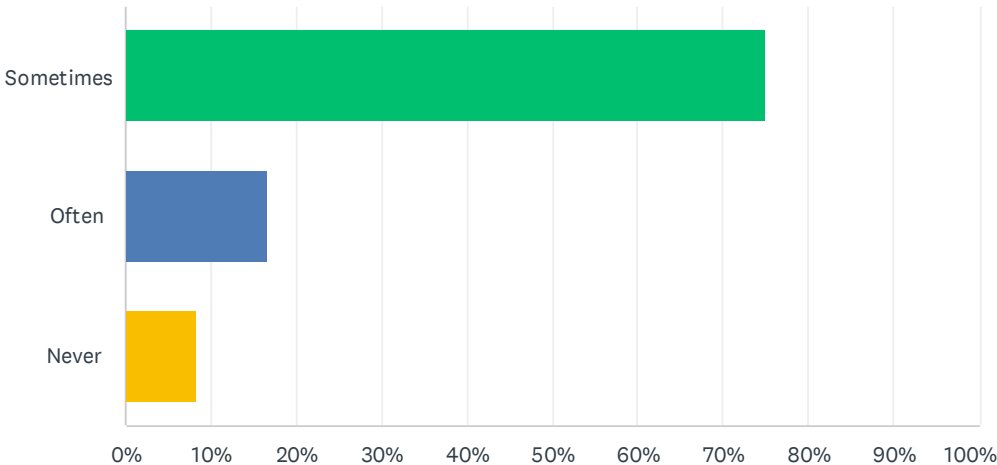
Answered: 24 Skipped: 4



ANSWER CHOICES	RESPONSES	
Weekly	41.67%	10
Never	25.00%	6
Monthly	20.83%	5
Daily	12.50%	3
TOTAL		24

Q17 How often does your child's school or teachers provide you with information about ways you can help your child's learning at home?

Answered: 24 Skipped: 4



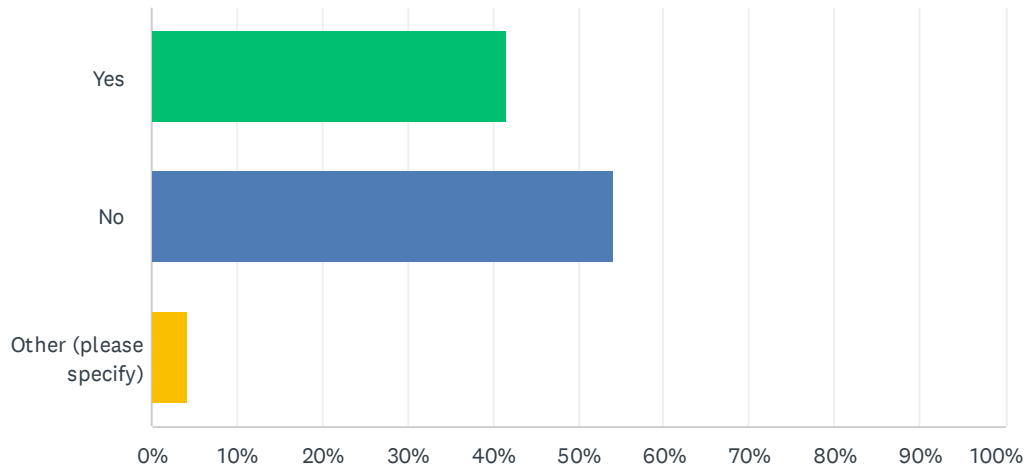
ANSWER CHOICES	RESPONSES	
Sometimes	75.00%	18
Often	16.67%	4
Never	8.33%	2
TOTAL		24

Q18 What support do you need from the school to ensure your child's success in middle school?

Answered: 10 Skipped: 18

Q19 Have you been given opportunities to provide input and feedback into school decisions (school improvement, Title I services, event planning, discipline)?

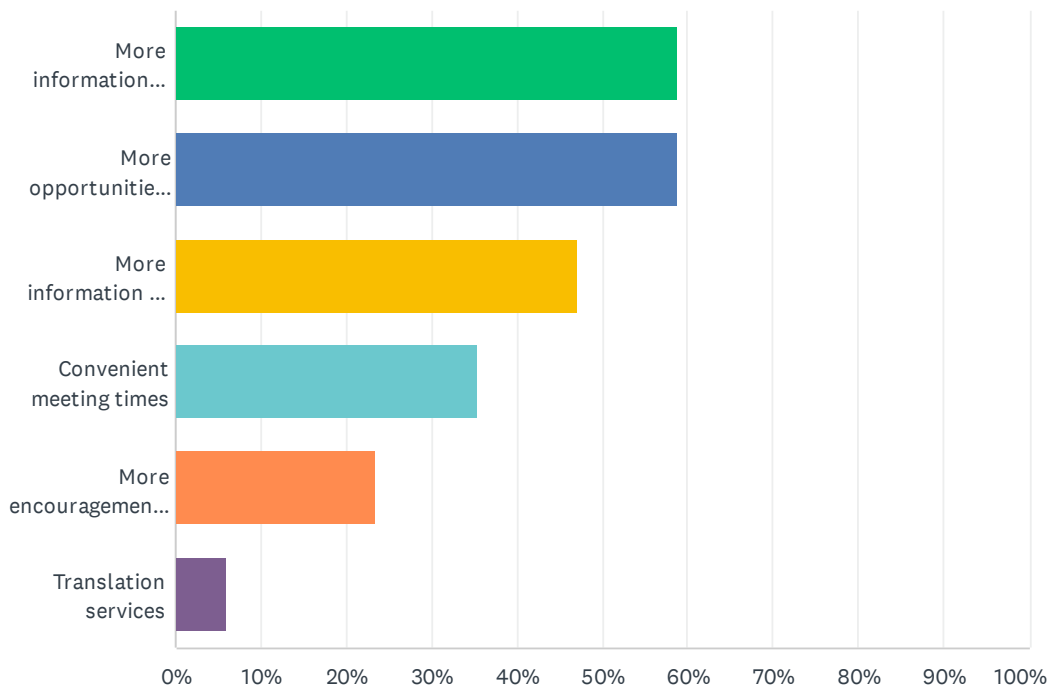
Answered: 24 Skipped: 4



ANSWER CHOICES	RESPONSES	
Yes	41.67%	10
No	54.17%	13
Other (please specify)	4.17%	1
TOTAL		24

Q20 How could your school assist you in playing a more active role in school decision-making?

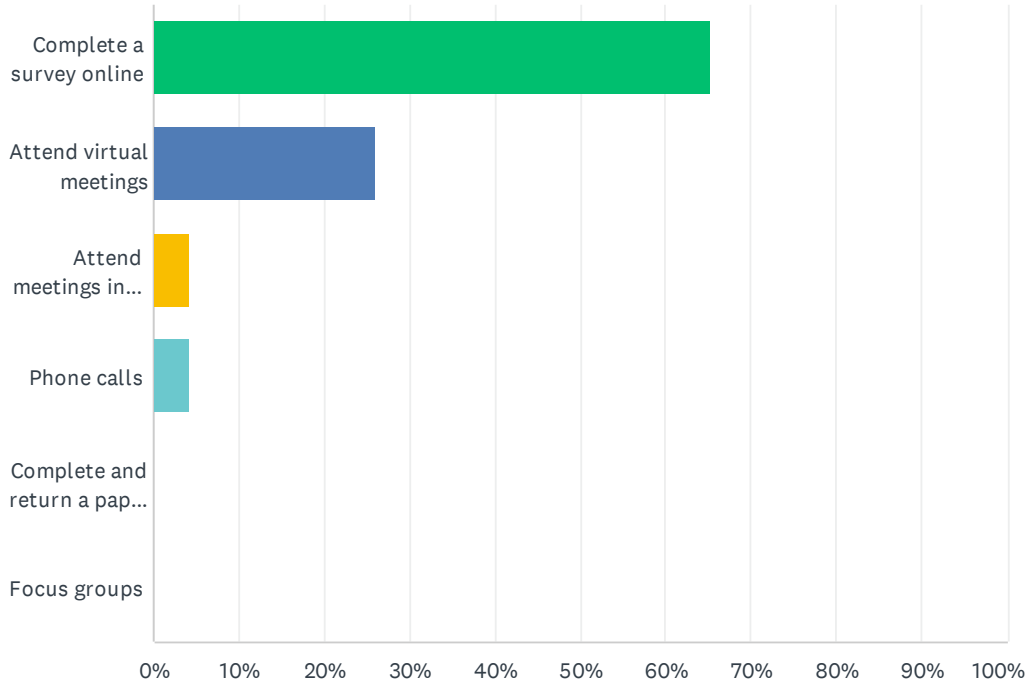
Answered: 17 Skipped: 11



ANSWER CHOICES	RESPONSES	
More information about school issues to be addressed	58.82%	10
More opportunities to share my opinion about school issues	58.82%	10
More information on how to become engaged	47.06%	8
Convenient meeting times	35.29%	6
More encouragement from the school to become engaged	23.53%	4
Translation services	5.88%	1
Total Respondents: 17		

Q21 What is the best way for you to provide input regarding your child's school?

Answered: 23 Skipped: 5



ANSWER CHOICES	RESPONSES	
Complete a survey online	65.22%	15
Attend virtual meetings	26.09%	6
Attend meetings in person	4.35%	1
Phone calls	4.35%	1
Complete and return a paper survey	0.00%	0
Focus groups	0.00%	0
TOTAL		23

Q22 What do you feel is working well at your child's school? (This is your chance to brag about your school and share what you like about it!)

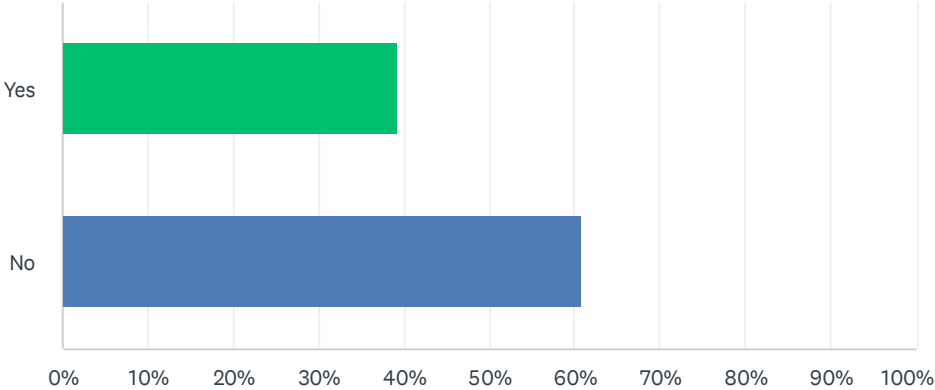
Answered: 12 Skipped: 16

Q23 What do you feel is not working, difficult, and/or needs improvement at your child's school? (This is your chance to tell us what you would like to see change.)

Answered: 12 Skipped: 16

Q24 Are you aware of the Career and Technical Education options available to your child through Brevard Public Schools?

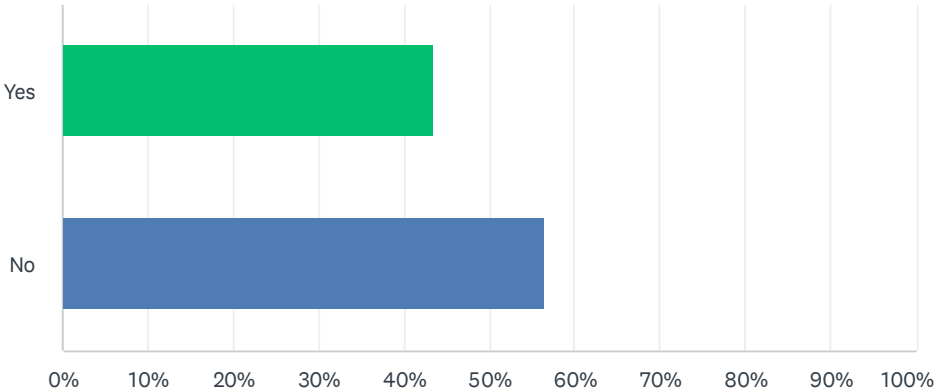
Answered: 23 Skipped: 5



ANSWER CHOICES	RESPONSES	
Yes	39.13%	9
No	60.87%	14
TOTAL		23

Q25 Have you visited the Open Enrollment Parental Choice webpage?

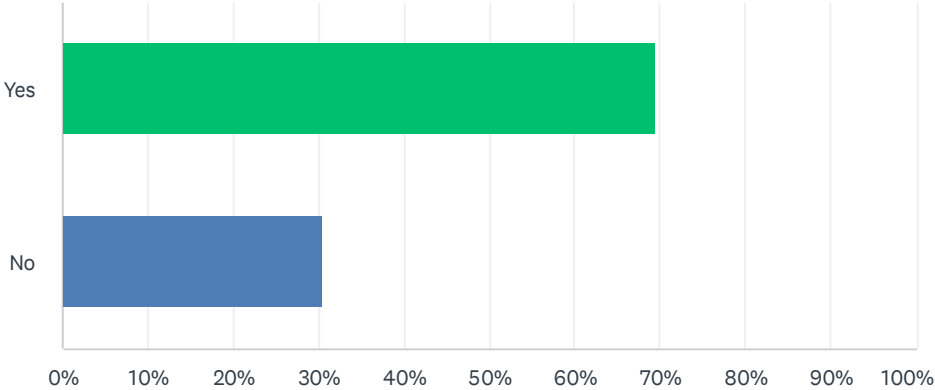
Answered: 23 Skipped: 5



ANSWER CHOICES	RESPONSES	
Yes	43.48%	10
No	56.52%	13
TOTAL		23

Q26 Are you aware of the school enrollment choices available to your child at Brevard Public Schools?

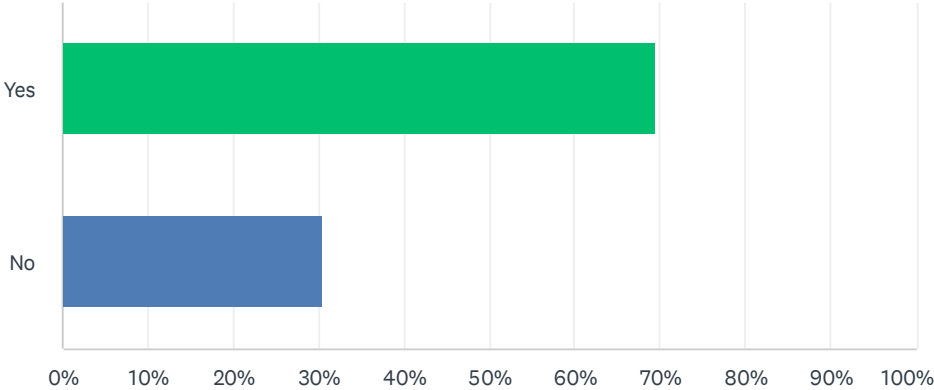
Answered: 23 Skipped: 5



ANSWER CHOICES	RESPONSES	
Yes	69.57%	16
No	30.43%	7
TOTAL		23

Q27 Do you use the school or district website to find information about your child's education?

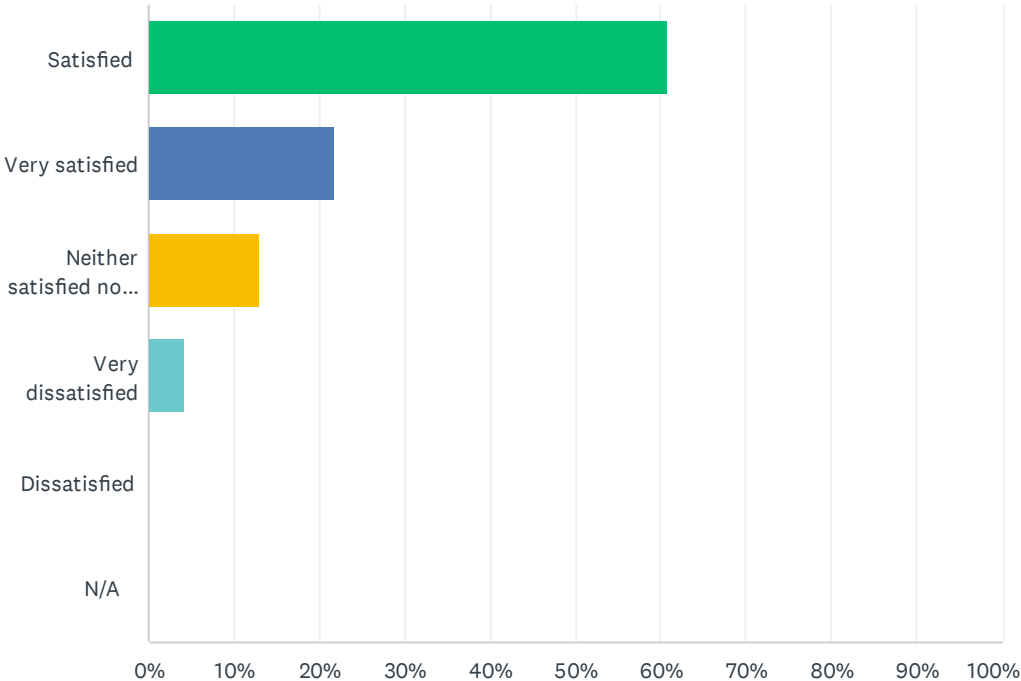
Answered: 23 Skipped: 5



ANSWER CHOICES	RESPONSES	
Yes	69.57%	16
No	30.43%	7
TOTAL		23

Q28 Please rate your overall satisfaction with Brevard Public Schools

Answered: 23 Skipped: 5



ANSWER CHOICES	RESPONSES	
Satisfied	60.87%	14
Very satisfied	21.74%	5
Neither satisfied nor dissatisfied	13.04%	3
Very dissatisfied	4.35%	1
Dissatisfied	0.00%	0
N/A	0.00%	0
TOTAL		23