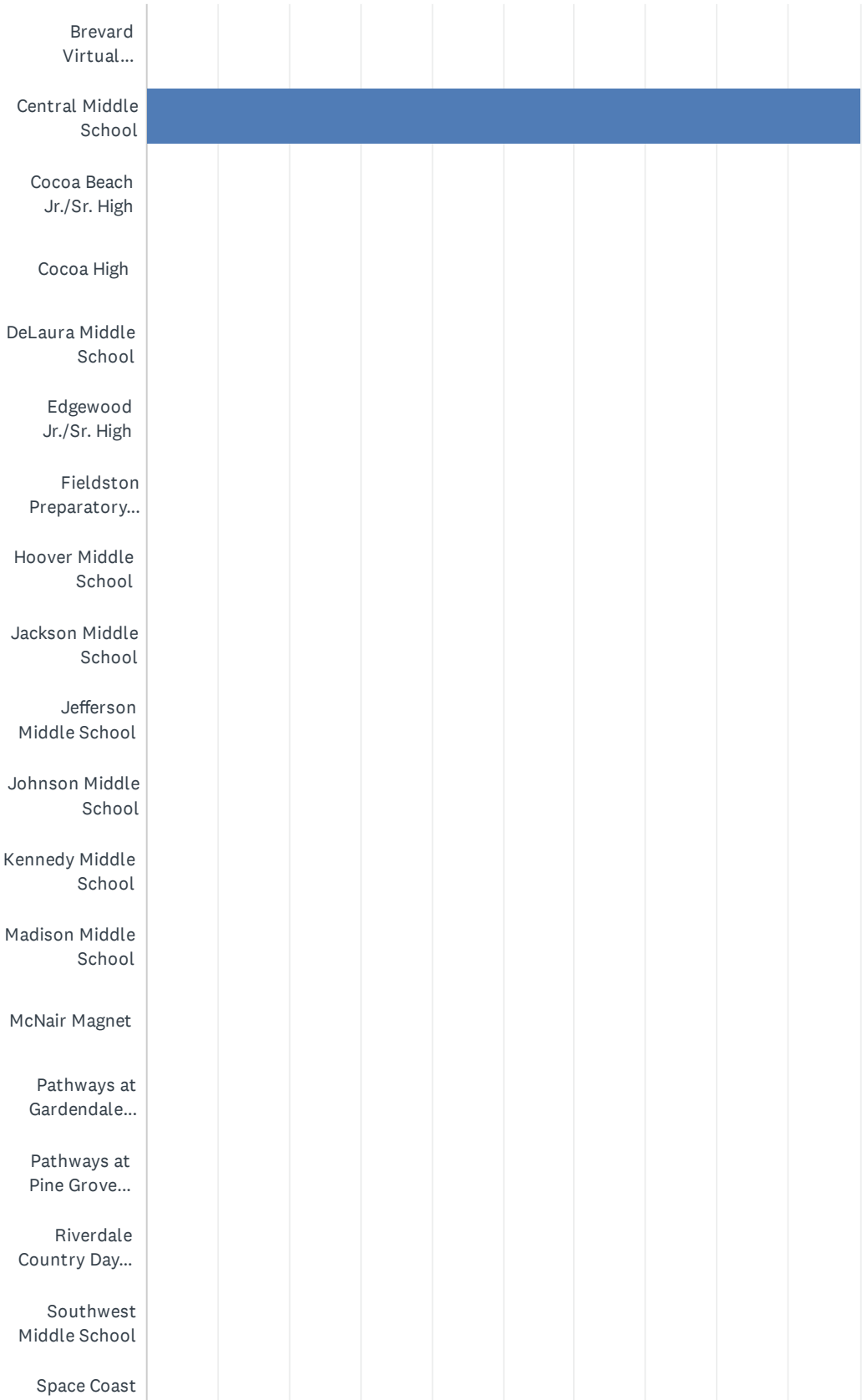
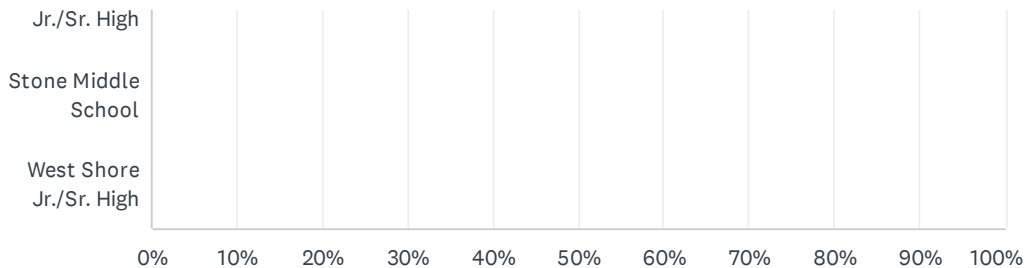


Q1 What school does your child attend?

Answered: 383 Skipped: 0



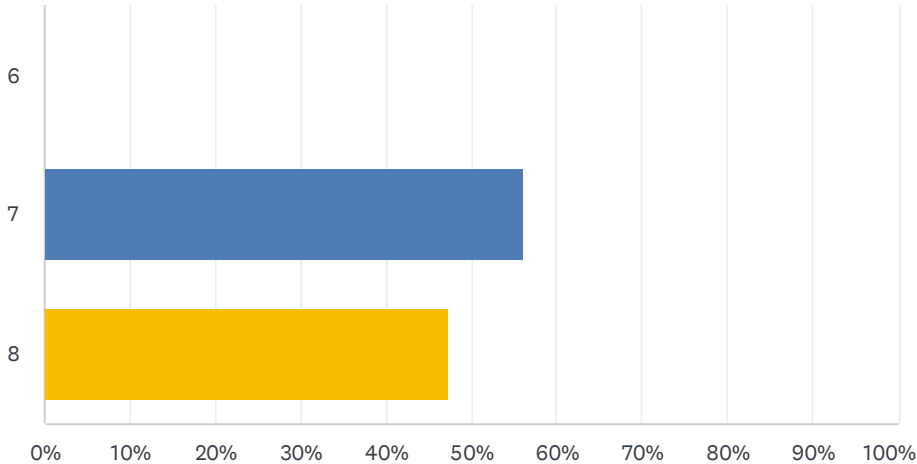
Brevard Public Schools Middle School Parent Survey 2021-2022



ANSWER CHOICES	RESPONSES	
Brevard Virtual Instruction Program (BVIP)	0.00%	0
Central Middle School	100.00%	383
Cocoa Beach Jr./Sr. High	0.00%	0
Cocoa High	0.00%	0
DeLaura Middle School	0.00%	0
Edgewood Jr./Sr. High	0.00%	0
Fieldston Preparatory School	0.00%	0
Hoover Middle School	0.00%	0
Jackson Middle School	0.00%	0
Jefferson Middle School	0.00%	0
Johnson Middle School	0.00%	0
Kennedy Middle School	0.00%	0
Madison Middle School	0.00%	0
McNair Magnet	0.00%	0
Pathways at Gardendale (North/Central Area Alternative Center)	0.00%	0
Pathways at Pine Grove (South Area Alternative Center)	0.00%	0
Riverdale Country Day School	0.00%	0
Southwest Middle School	0.00%	0
Space Coast Jr./Sr. High	0.00%	0
Stone Middle School	0.00%	0
West Shore Jr./Sr. High	0.00%	0
TOTAL		383

Q2 What is your child's current grade level?

Answered: 383 Skipped: 0

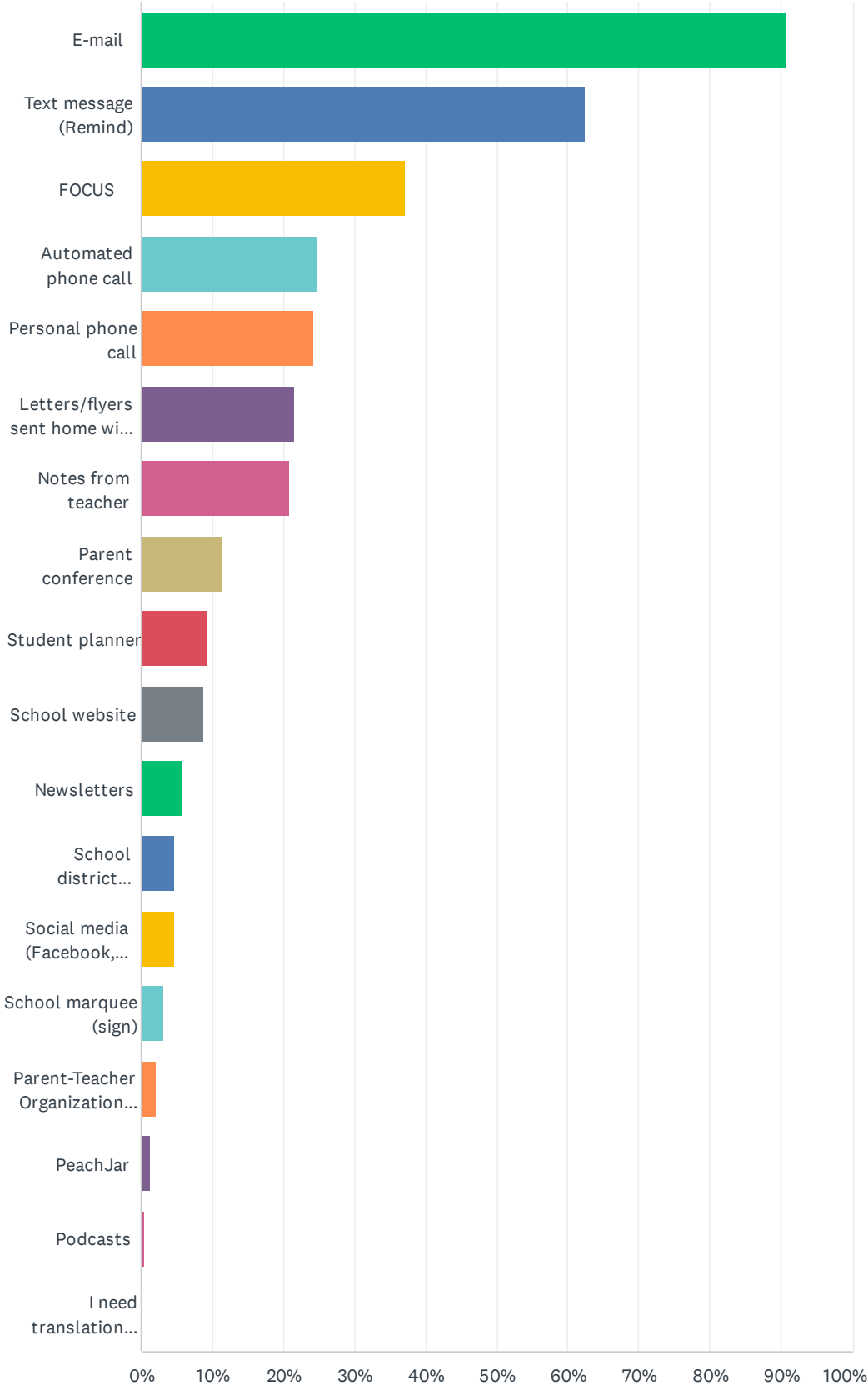


ANSWER CHOICES	RESPONSES
6	0.00% 0
7	56.14% 215
8	47.26% 181
Total Respondents: 383	

Q3 What is the best way for us to get you important information regarding school events and/or your child's progress? (check all that apply)

Answered: 381 Skipped: 2

Brevard Public Schools Middle School Parent Survey 2021-2022

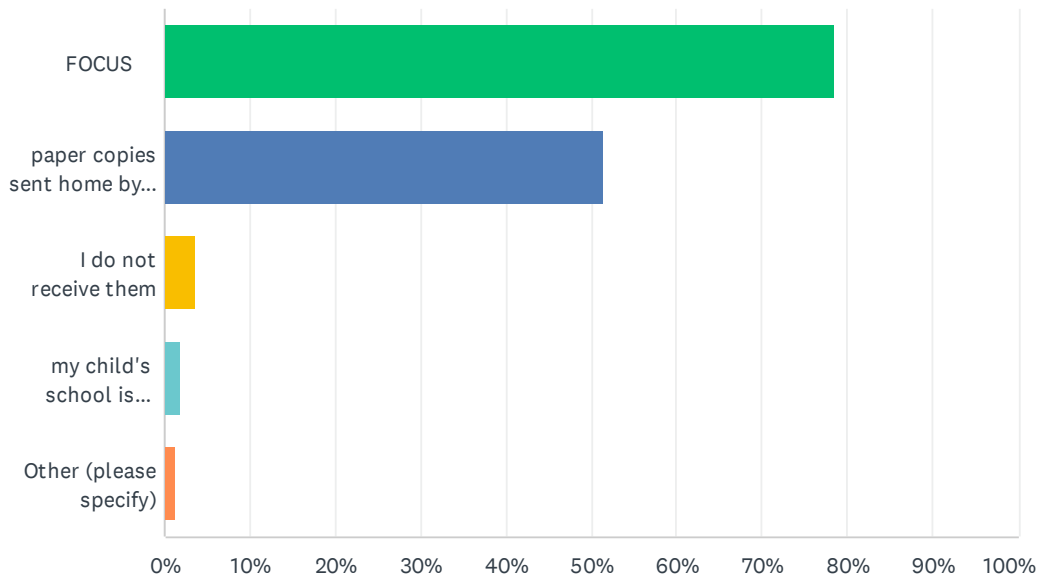


Brevard Public Schools Middle School Parent Survey 2021-2022

ANSWER CHOICES	RESPONSES	
E-mail	90.81%	346
Text message (Remind)	62.47%	238
FOCUS	37.01%	141
Automated phone call	24.67%	94
Personal phone call	24.41%	93
Letters/flyers sent home with students	21.52%	82
Notes from teacher	21.00%	80
Parent conference	11.55%	44
Student planner	9.45%	36
School website	8.66%	33
Newsletters	5.77%	22
School district website	4.72%	18
Social media (Facebook, Twitter)	4.72%	18
School marquee (sign)	3.15%	12
Parent-Teacher Organization (PTO/PTA)	2.10%	8
PeachJar	1.31%	5
Podcasts	0.52%	2
I need translation assistance	0.00%	0
Total Respondents: 381		

Q4 How do you receive interim reports and report cards?

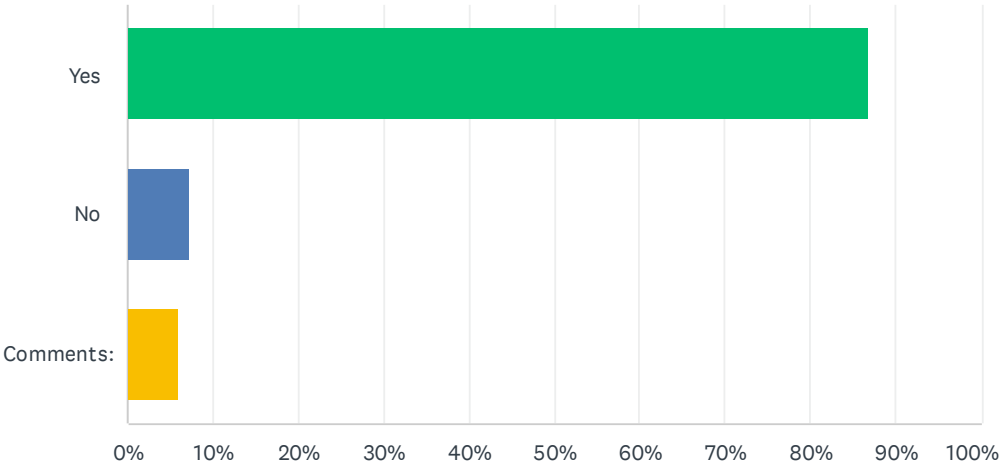
Answered: 378 Skipped: 5



ANSWER CHOICES	RESPONSES	
FOCUS	78.57%	297
paper copies sent home by the school	51.32%	194
I do not receive them	3.70%	14
my child's school is paperless	1.85%	7
Other (please specify)	1.32%	5
Total Respondents: 378		

Q5 Do you feel welcome at your child's school?

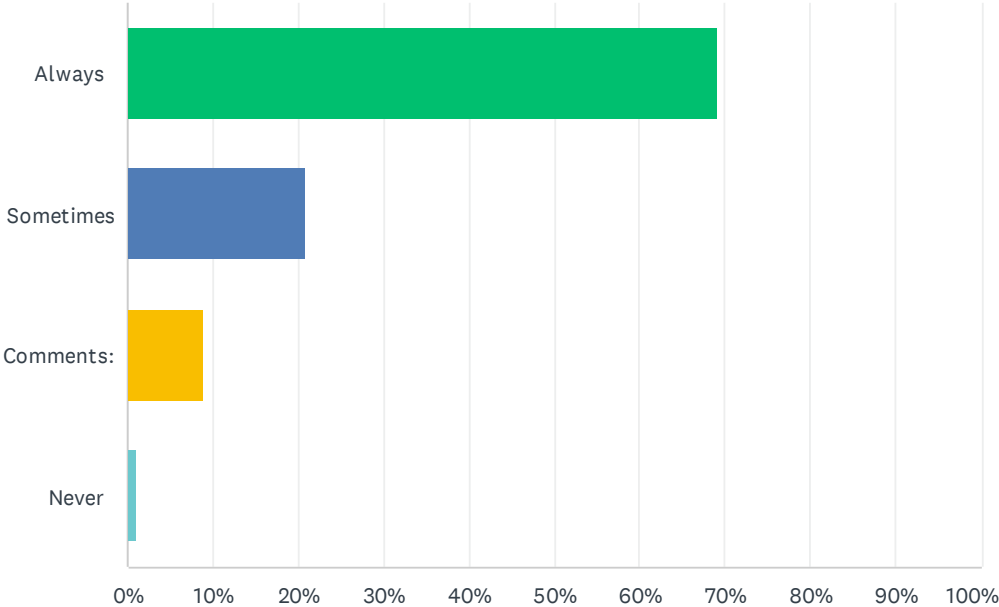
Answered: 372 Skipped: 11



ANSWER CHOICES	RESPONSES
Yes	86.83% 323
No	7.26% 27
Comments:	5.91% 22
TOTAL	372

Q6 The office staff at my school is polite and is helpful in answering my questions or concerns.

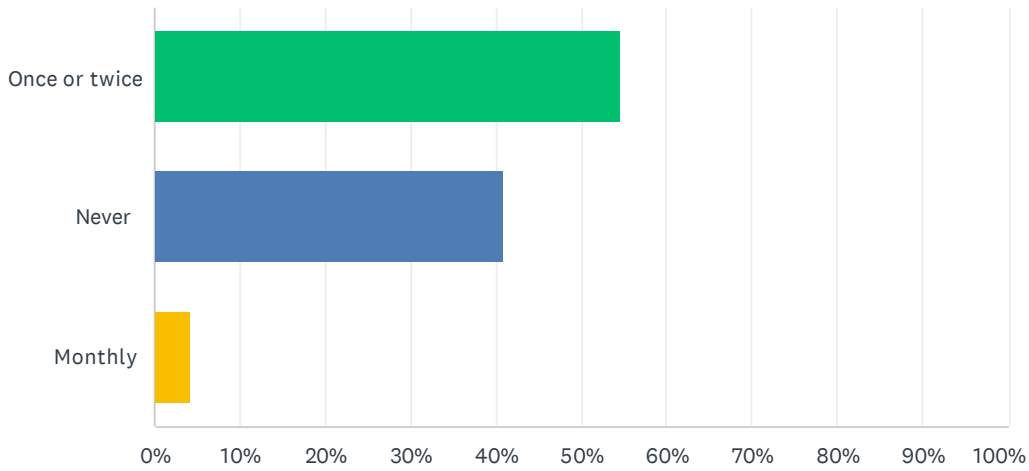
Answered: 369 Skipped: 14



ANSWER CHOICES	RESPONSES	
Always	69.11%	255
Sometimes	20.87%	77
Comments:	8.94%	33
Never	1.08%	4
TOTAL		369

Q7 Following this year's health and safety protocols, how often did you attend a parent meeting or event at your child's school that supported your child's academic success?

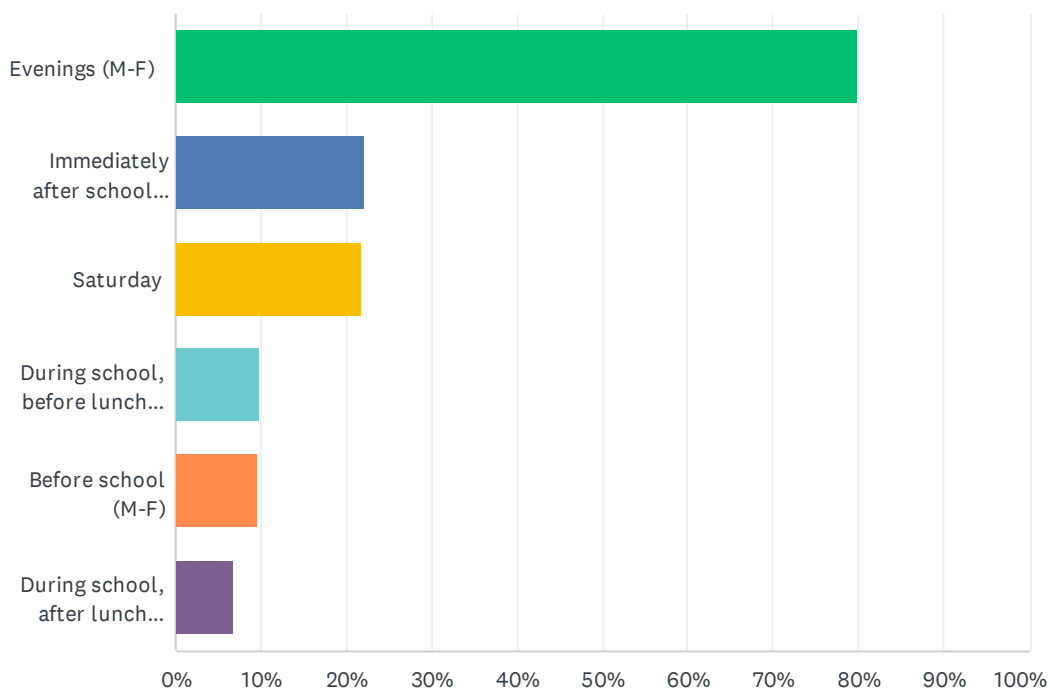
Answered: 368 Skipped: 15



ANSWER CHOICES	RESPONSES
Once or twice	54.62% 201
Never	41.03% 151
Monthly	4.35% 16
TOTAL	368

Q8 When is the best time for you to attend a school event for families?

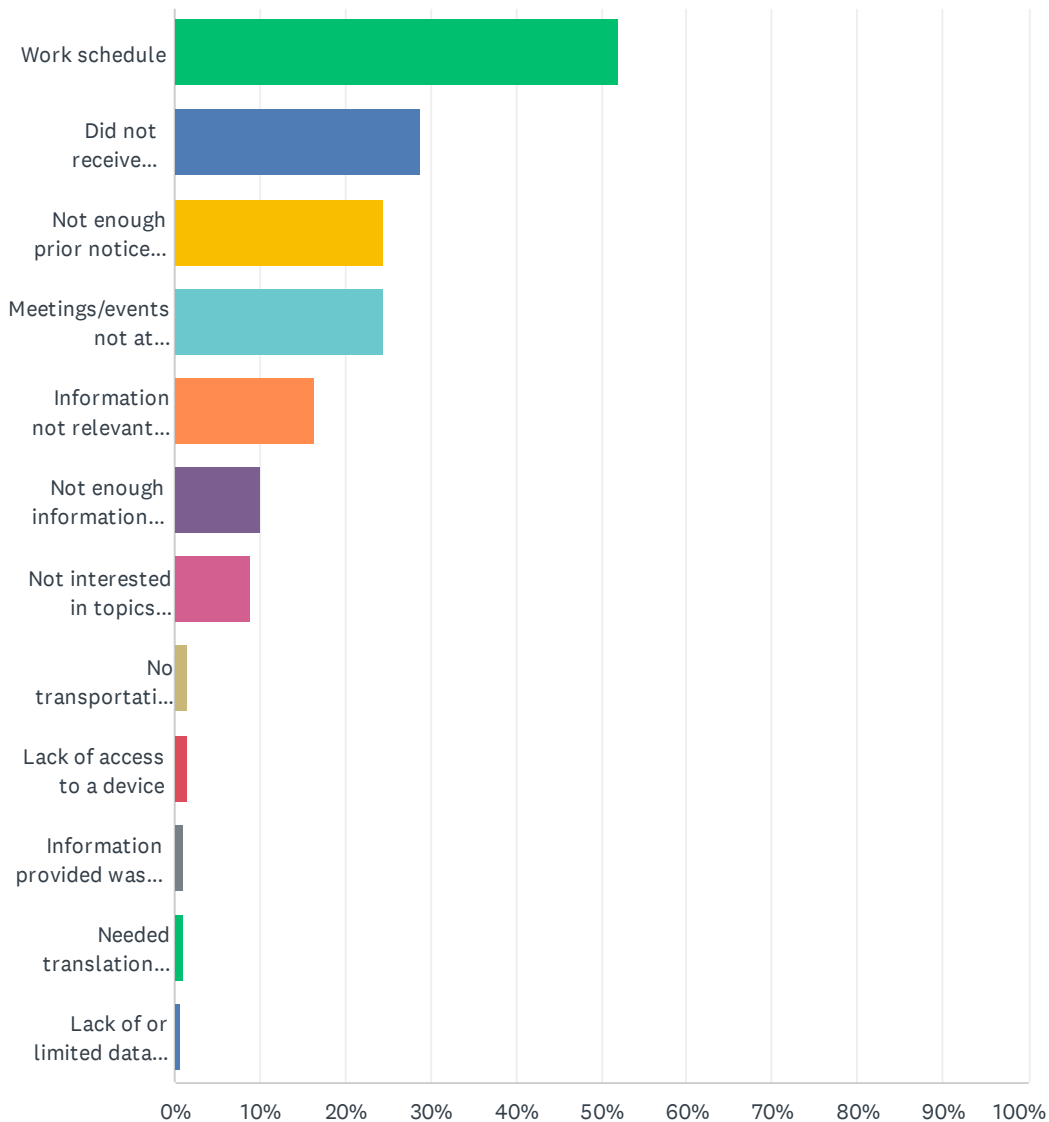
Answered: 365 Skipped: 18



ANSWER CHOICES	RESPONSES	
Evenings (M-F)	80.00%	292
Immediately after school (M-F)	22.19%	81
Saturday	21.64%	79
During school, before lunch (M-F)	9.86%	36
Before school (M-F)	9.59%	35
During school, after lunch (M-F)	6.85%	25
Total Respondents: 365		

Q9 If you were unable to attend informational meetings or academic events, please share why. (Check all that apply)

Answered: 281 Skipped: 102



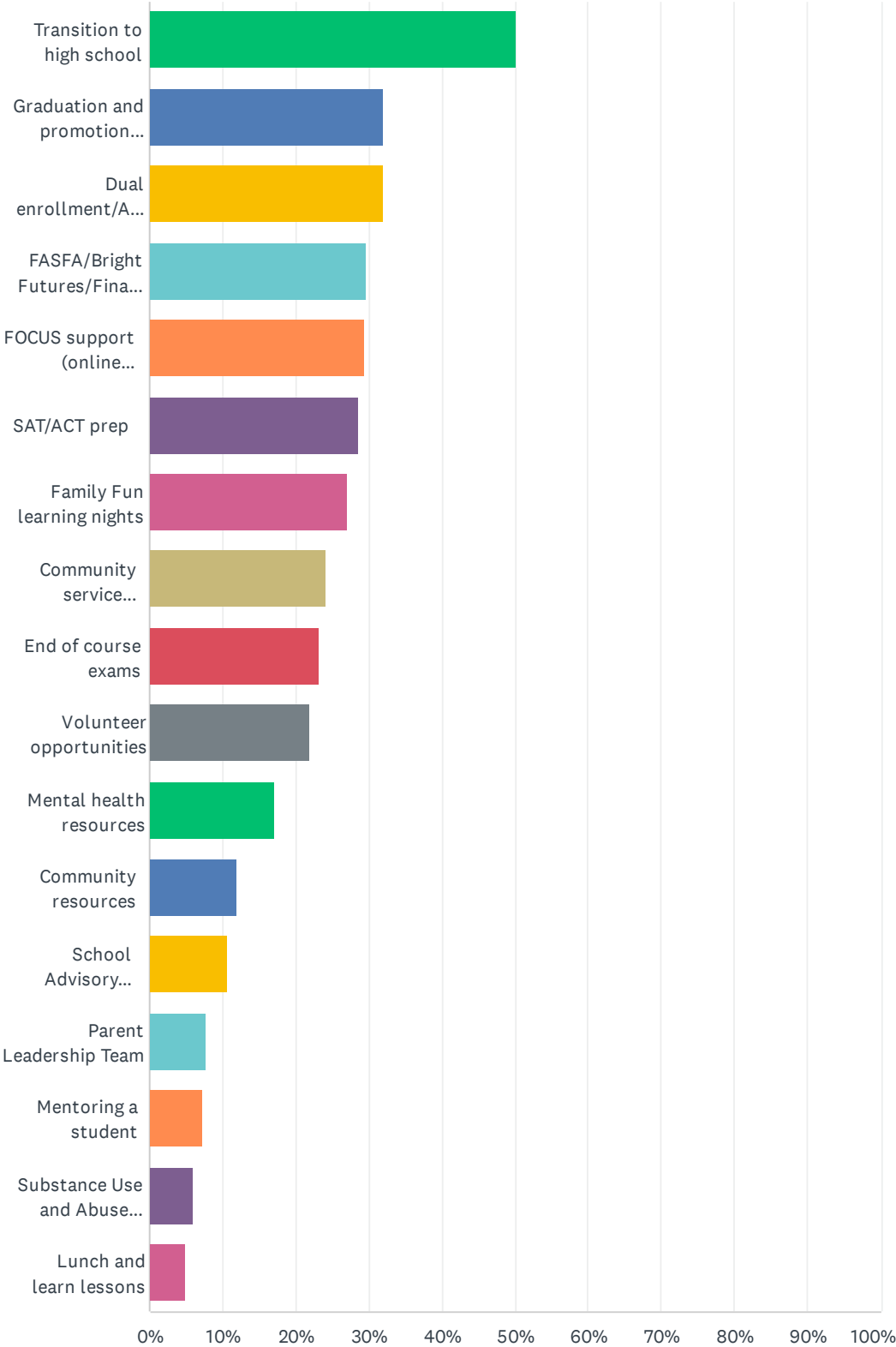
Brevard Public Schools Middle School Parent Survey 2021-2022

ANSWER CHOICES	RESPONSES	
Work schedule	51.96%	146
Did not receive information about meetings/events	28.83%	81
Not enough prior notice provided	24.56%	69
Meetings/events not at convenient times	24.56%	69
Information not relevant to me/my child	16.37%	46
Not enough information provided	9.96%	28
Not interested in topics presented	8.90%	25
No transportation to get to meetings/events	1.42%	4
Lack of access to a device	1.42%	4
Information provided was difficult to understand	1.07%	3
Needed translation services	1.07%	3
Lack of or limited data plan	0.71%	2
Total Respondents: 281		

Q10 Which of the following informational meetings and activities would you be interested in participating in or attending? (Check all that apply)

Answered: 300 Skipped: 83

Brevard Public Schools Middle School Parent Survey 2021-2022



Brevard Public Schools Middle School Parent Survey 2021-2022

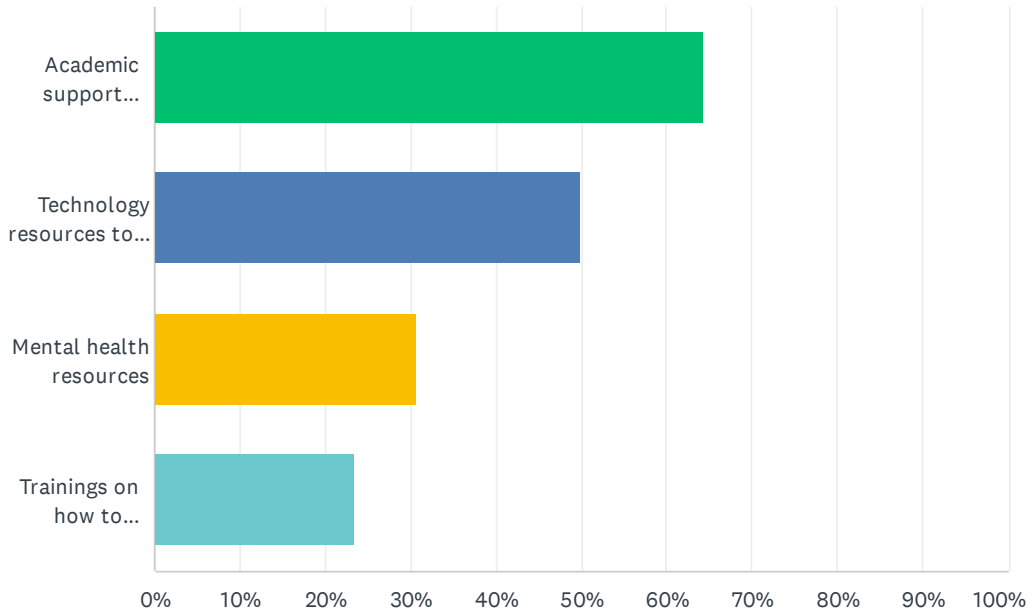
ANSWER CHOICES	RESPONSES	
Transition to high school	50.00%	150
Graduation and promotion requirements	32.00%	96
Dual enrollment/Advanced Placement courses	32.00%	96
FASFA/Bright Futures/Financial aid options	29.67%	89
FOCUS support (online gradebook, absences and teacher webpages)	29.33%	88
SAT/ACT prep	28.67%	86
Family Fun learning nights	27.00%	81
Community service projects with staff/students	24.00%	72
End of course exams	23.33%	70
Volunteer opportunities	22.00%	66
Mental health resources	17.00%	51
Community resources	12.00%	36
School Advisory Council (SAC) or Parent Teacher Organization (PTO)	10.67%	32
Parent Leadership Team	7.67%	23
Mentoring a student	7.33%	22
Substance Use and Abuse (alcohol, street drugs, vaping, prescription drugs)	6.00%	18
Lunch and learn lessons	5.00%	15
Total Respondents: 300		

Q11 In what ways can family engagement be strengthened at your child's school?

Answered: 142 Skipped: 241

Q12 What types of family engagement resources would you use if they were provided at your school?

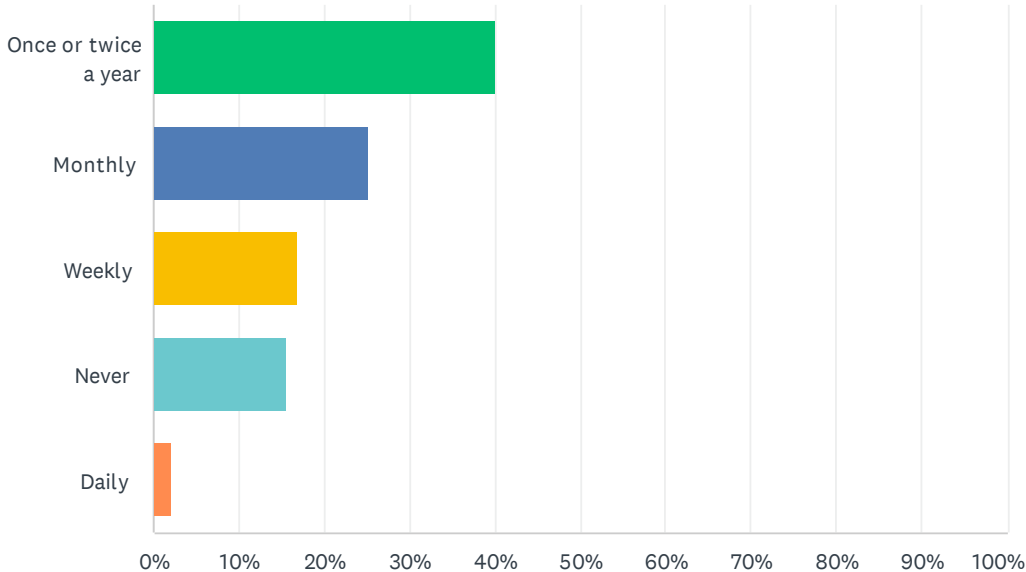
Answered: 261 Skipped: 122



ANSWER CHOICES	RESPONSES	
Academic support materials for families to use at home	64.37%	168
Technology resources to support learning at home	49.81%	130
Mental health resources	30.65%	80
Trainings on how to participate in school decision-making committees	23.37%	61
Total Respondents: 261		

Q13 How often do you communicate with your child's teachers?

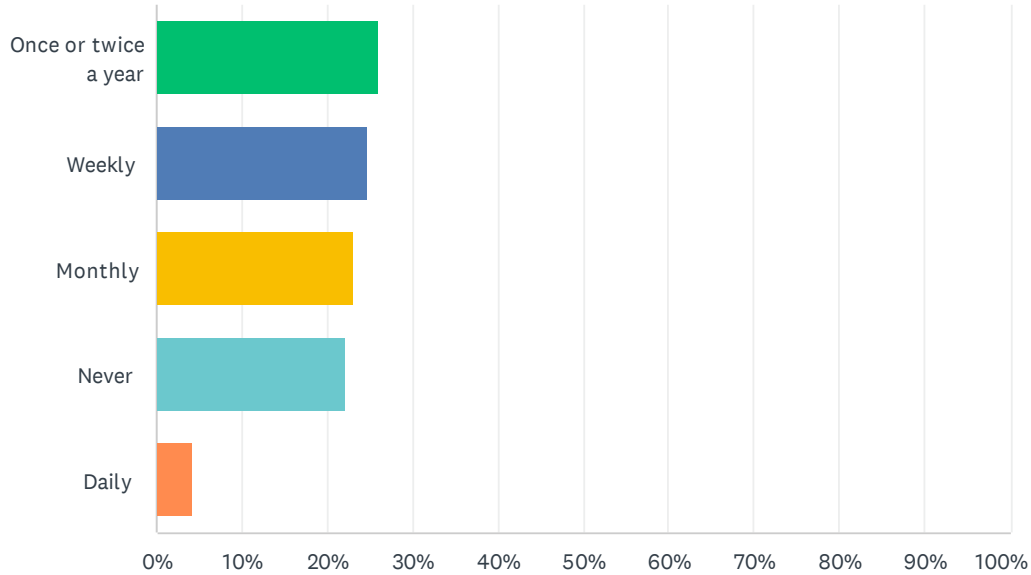
Answered: 314 Skipped: 69



ANSWER CHOICES	RESPONSES	
Once or twice a year	40.13%	126
Monthly	25.16%	79
Weekly	16.88%	53
Never	15.61%	49
Daily	2.23%	7
TOTAL		314

Q14 How often do your child's teachers communicate with you about your child's progress?

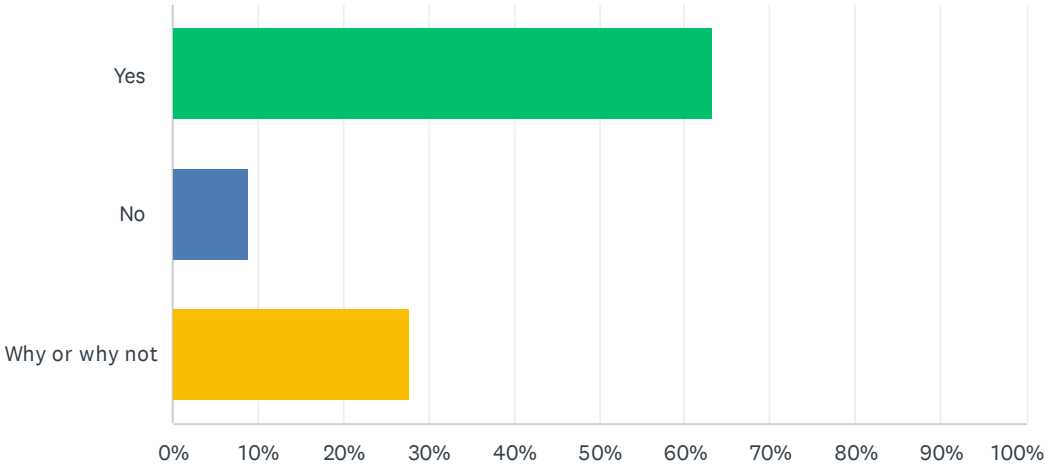
Answered: 312 Skipped: 71



ANSWER CHOICES	RESPONSES	
Once or twice a year	25.96%	81
Weekly	24.68%	77
Monthly	23.08%	72
Never	22.12%	69
Daily	4.17%	13
TOTAL		312

Q15 Are you satisfied with the relationship and communication you currently have with your child’s principal?

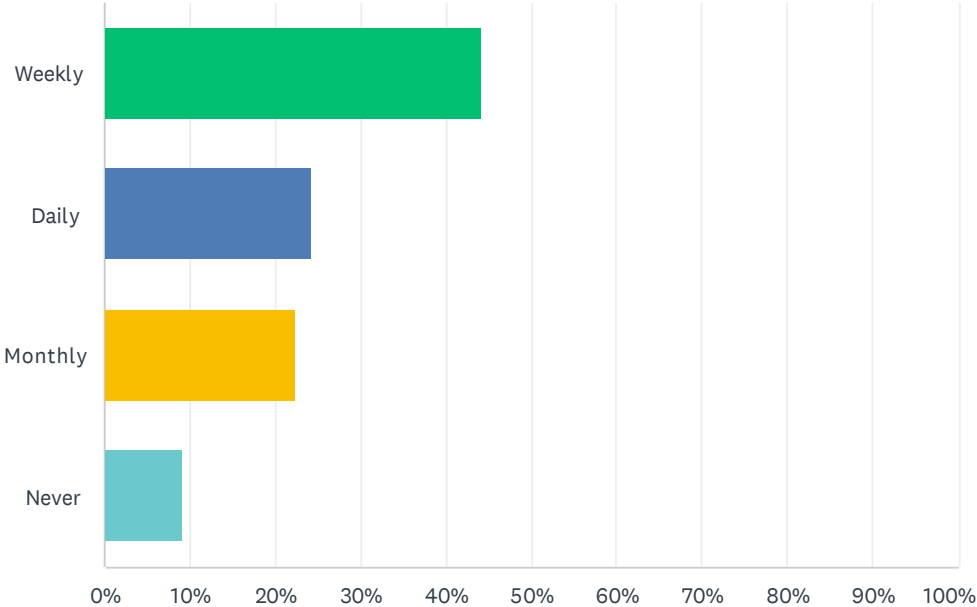
Answered: 335 Skipped: 48



ANSWER CHOICES	RESPONSES	
Yes	63.28%	212
No	8.96%	30
Why or why not	27.76%	93
TOTAL		335

Q16 How often do you access your child's grades and attendance information through FOCUS?

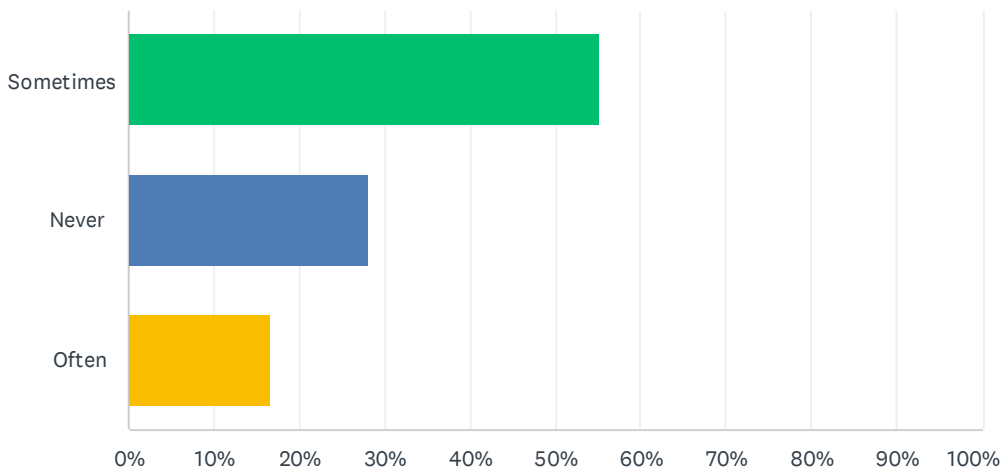
Answered: 338 Skipped: 45



ANSWER CHOICES	RESPONSES	
Weekly	44.08%	149
Daily	24.26%	82
Monthly	22.49%	76
Never	9.17%	31
TOTAL		338

Q17 How often does your child's school or teachers provide you with information about ways you can help your child's learning at home?

Answered: 326 Skipped: 57



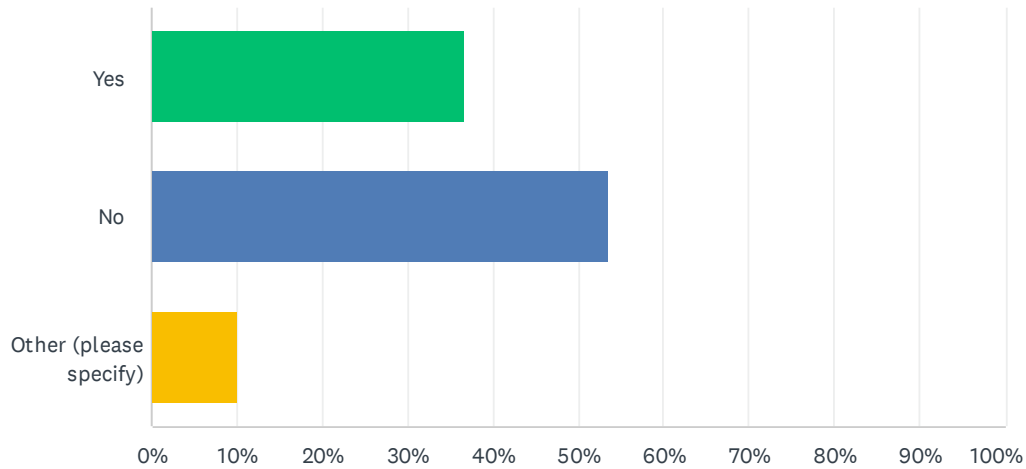
ANSWER CHOICES	RESPONSES
Sometimes	55.21% 180
Never	28.22% 92
Often	16.56% 54
TOTAL	326

Q18 What support do you need from the school to ensure your child's success in middle school?

Answered: 174 Skipped: 209

Q19 Have you been given opportunities to provide input and feedback into school decisions (school improvement, Title I services, event planning, discipline)?

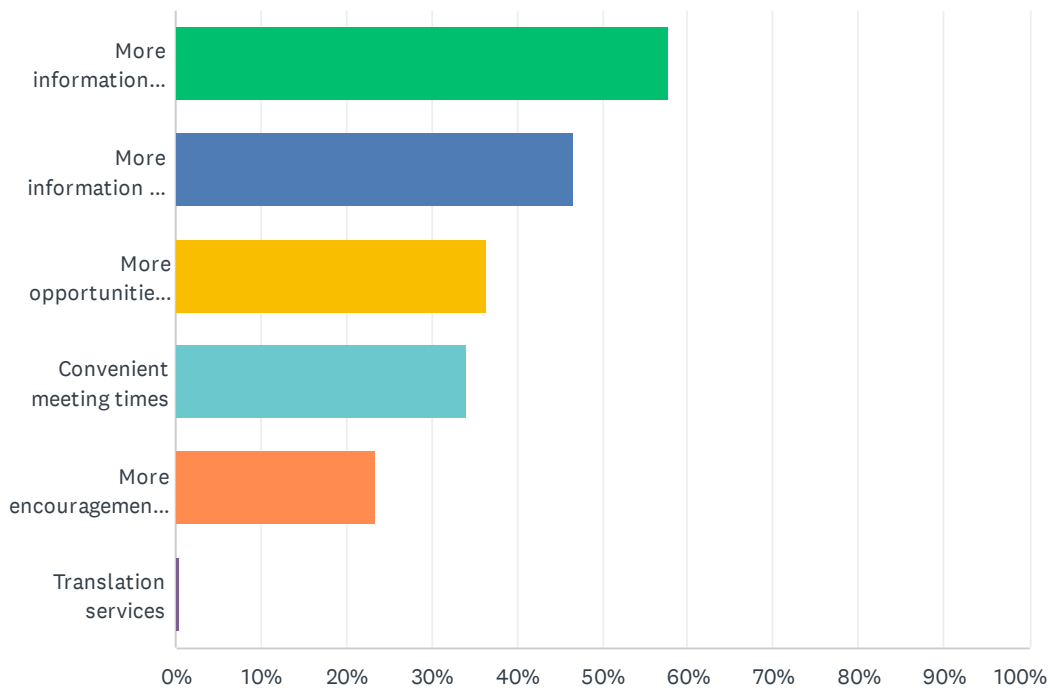
Answered: 322 Skipped: 61



ANSWER CHOICES	RESPONSES	
Yes	36.65%	118
No	53.42%	172
Other (please specify)	9.94%	32
TOTAL		322

Q20 How could your school assist you in playing a more active role in school decision-making?

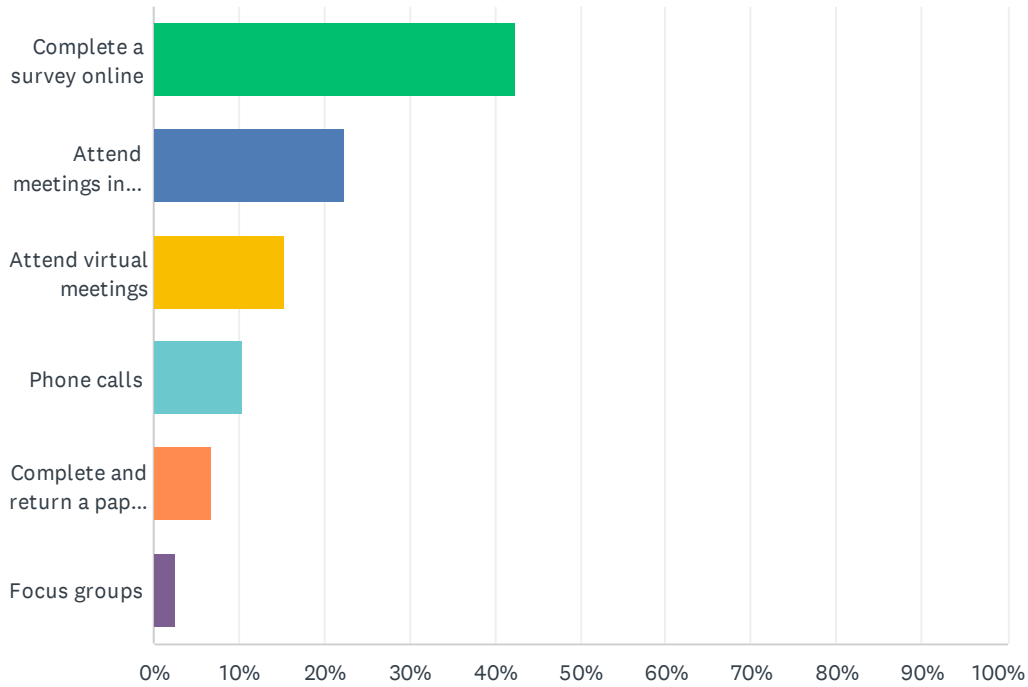
Answered: 244 Skipped: 139



ANSWER CHOICES	RESPONSES	
More information about school issues to be addressed	57.79%	141
More information on how to become engaged	46.72%	114
More opportunities to share my opinion about school issues	36.48%	89
Convenient meeting times	34.02%	83
More encouragement from the school to become engaged	23.36%	57
Translation services	0.41%	1
Total Respondents: 244		

Q21 What is the best way for you to provide input regarding your child's school?

Answered: 308 Skipped: 75



ANSWER CHOICES	RESPONSES	
Complete a survey online	42.53%	131
Attend meetings in person	22.40%	69
Attend virtual meetings	15.26%	47
Phone calls	10.39%	32
Complete and return a paper survey	6.82%	21
Focus groups	2.60%	8
TOTAL		308

Q22 What do you feel is working well at your child's school? (This is your chance to brag about your school and share what you like about it!)

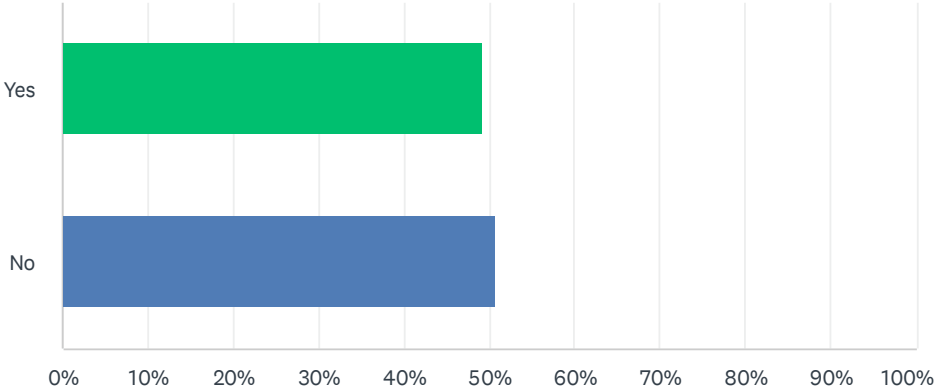
Answered: 172 Skipped: 211

Q23 What do you feel is not working, difficult, and/or needs improvement at your child's school? (This is your chance to tell us what you would like to see change.)

Answered: 163 Skipped: 220

Q24 Are you aware of the Career and Technical Education options available to your child through Brevard Public Schools?

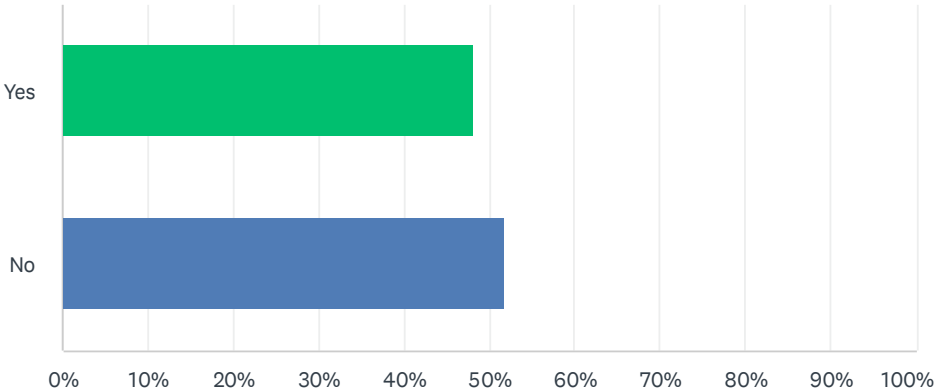
Answered: 307 Skipped: 76



ANSWER CHOICES	RESPONSES	
Yes	49.19%	151
No	50.81%	156
TOTAL		307

Q25 Have you visited the Open Enrollment Parental Choice webpage?

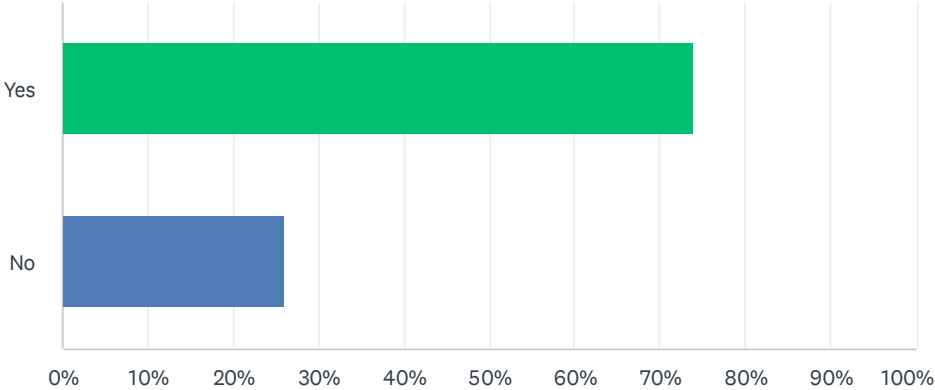
Answered: 311 Skipped: 72



ANSWER CHOICES	RESPONSES	
Yes	48.23%	150
No	51.77%	161
TOTAL		311

Q26 Are you aware of the school enrollment choices available to your child at Brevard Public Schools?

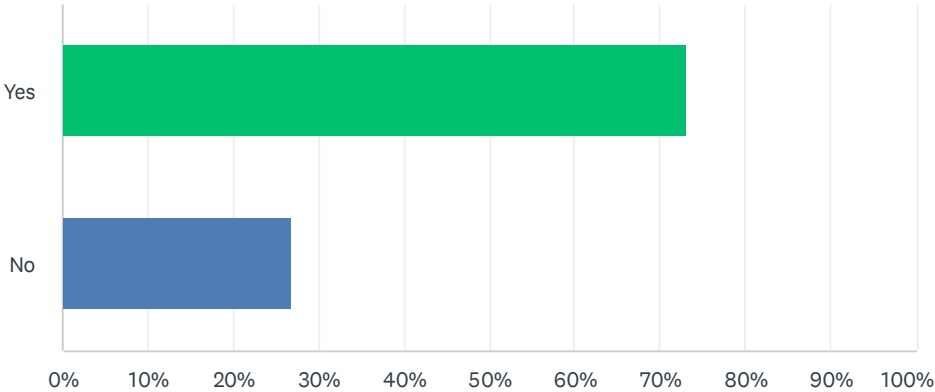
Answered: 312 Skipped: 71



ANSWER CHOICES	RESPONSES	
Yes	74.04%	231
No	25.96%	81
TOTAL		312

Q27 Do you use the school or district website to find information about your child's education?

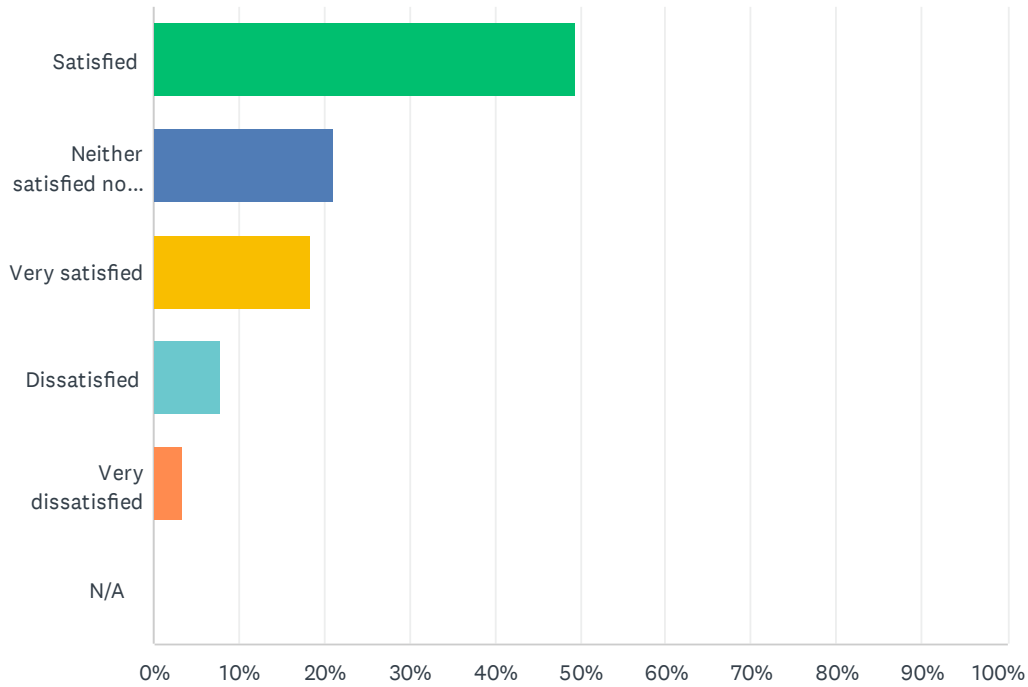
Answered: 310 Skipped: 73



ANSWER CHOICES	RESPONSES	
Yes	73.23%	227
No	26.77%	83
TOTAL		310

Q28 Please rate your overall satisfaction with Brevard Public Schools

Answered: 318 Skipped: 65



ANSWER CHOICES	RESPONSES	
Satisfied	49.37%	157
Neither satisfied nor dissatisfied	21.07%	67
Very satisfied	18.24%	58
Dissatisfied	7.86%	25
Very dissatisfied	3.46%	11
N/A	0.00%	0
TOTAL		318