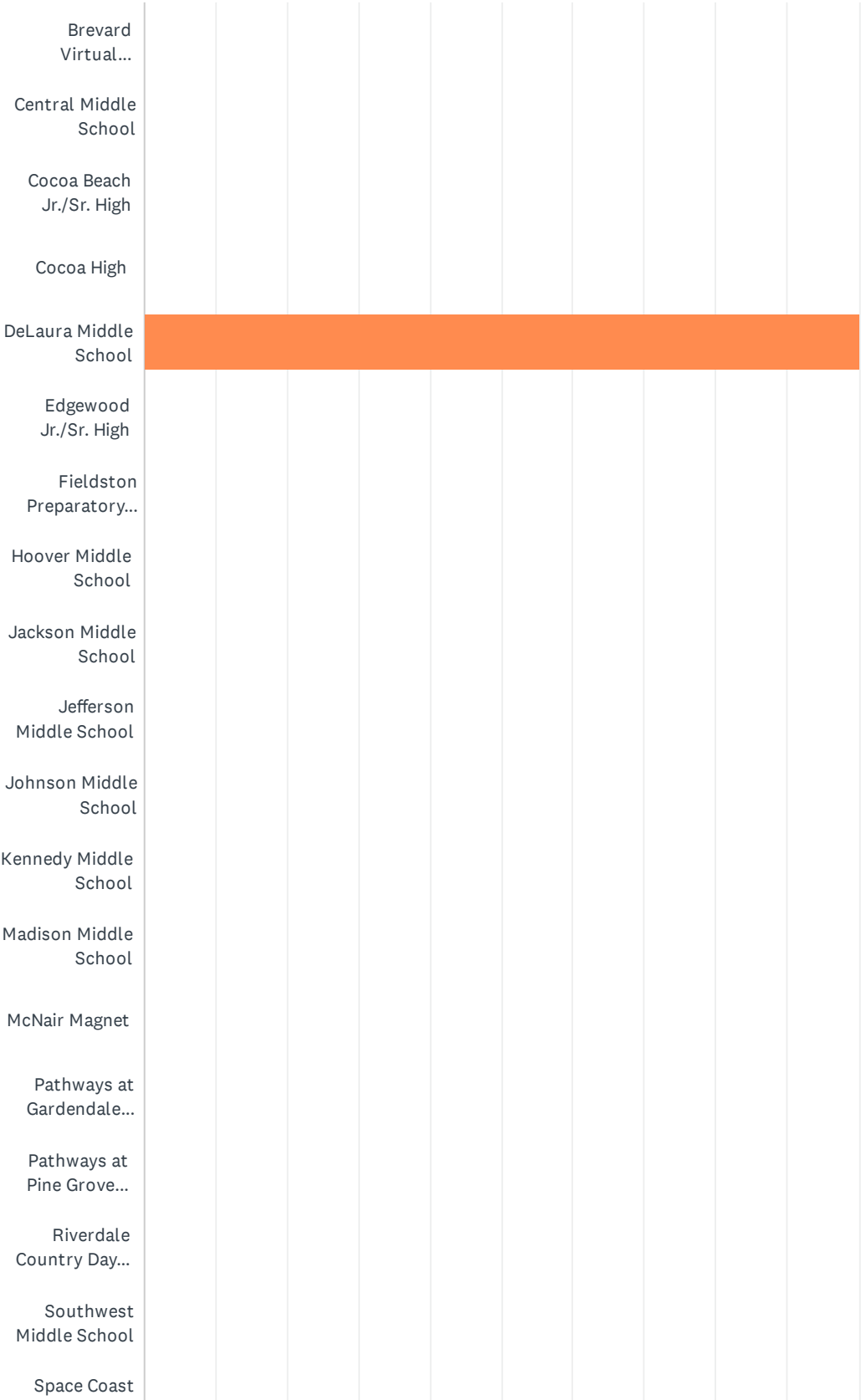
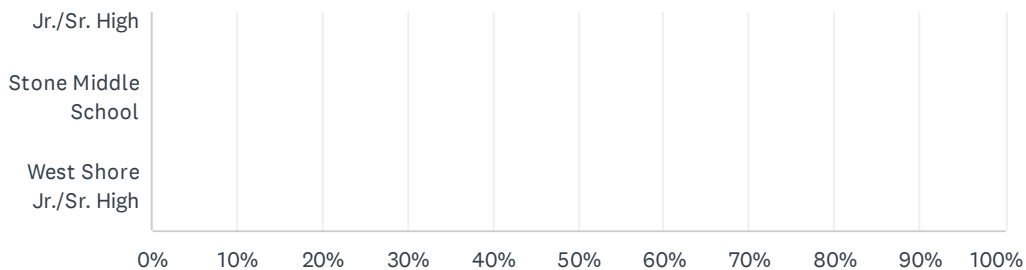


Q1 What school does your child attend?

Answered: 367 Skipped: 0



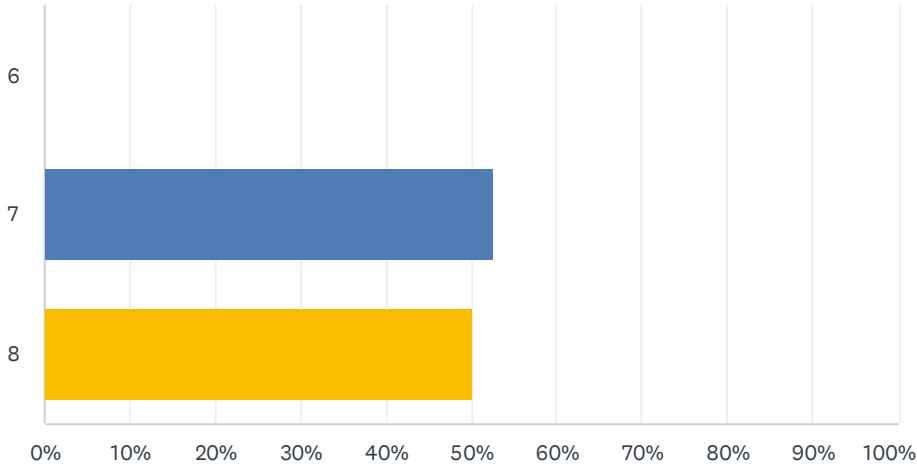
Brevard Public Schools Middle School Parent Survey 2021-2022



ANSWER CHOICES	RESPONSES	
Brevard Virtual Instruction Program (BVIP)	0.00%	0
Central Middle School	0.00%	0
Cocoa Beach Jr./Sr. High	0.00%	0
Cocoa High	0.00%	0
DeLaura Middle School	100.00%	367
Edgewood Jr./Sr. High	0.00%	0
Fieldston Preparatory School	0.00%	0
Hoover Middle School	0.00%	0
Jackson Middle School	0.00%	0
Jefferson Middle School	0.00%	0
Johnson Middle School	0.00%	0
Kennedy Middle School	0.00%	0
Madison Middle School	0.00%	0
McNair Magnet	0.00%	0
Pathways at Gardendale (North/Central Area Alternative Center)	0.00%	0
Pathways at Pine Grove (South Area Alternative Center)	0.00%	0
Riverdale Country Day School	0.00%	0
Southwest Middle School	0.00%	0
Space Coast Jr./Sr. High	0.00%	0
Stone Middle School	0.00%	0
West Shore Jr./Sr. High	0.00%	0
TOTAL		367

Q2 What is your child's current grade level?

Answered: 367 Skipped: 0

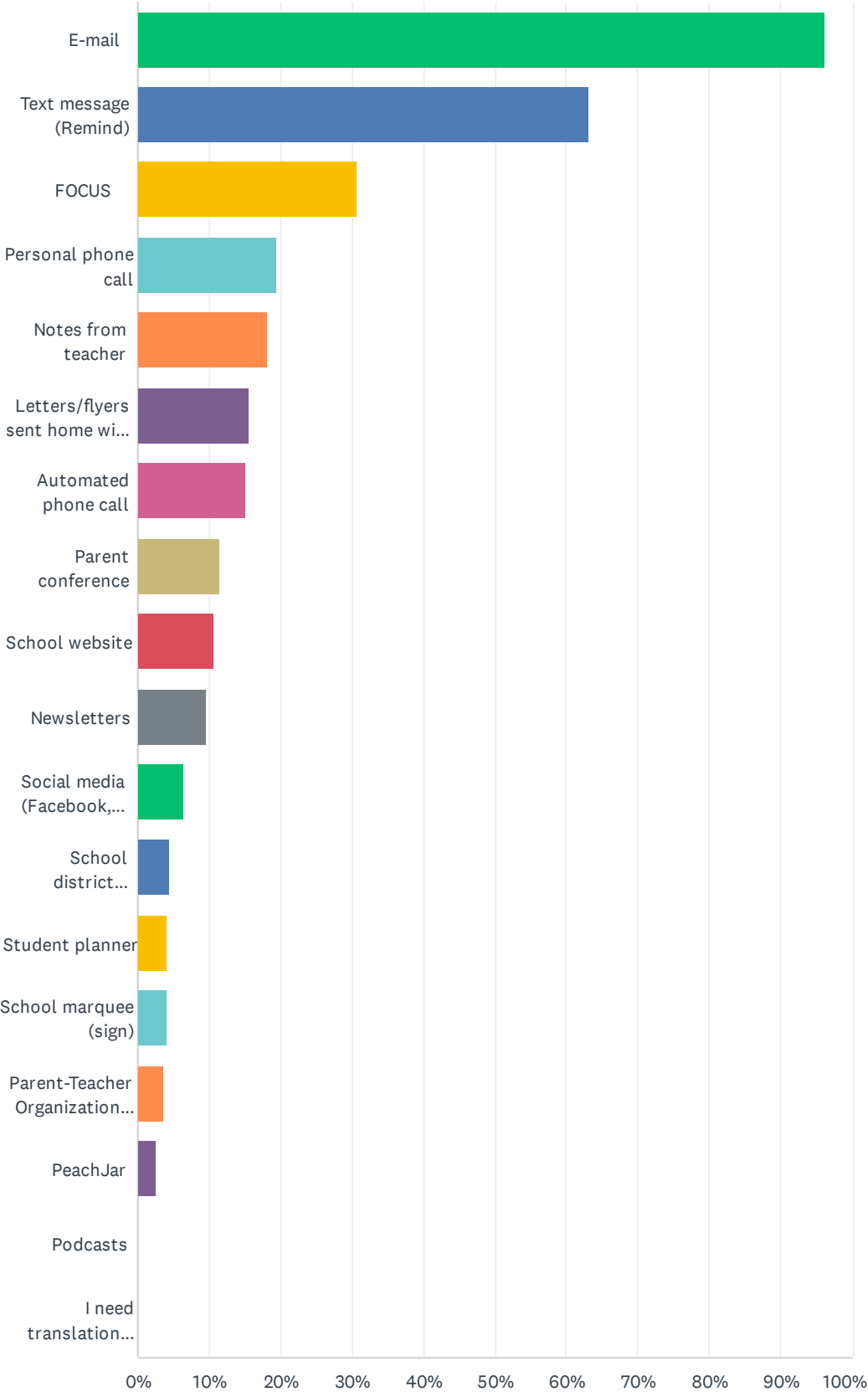


ANSWER CHOICES	RESPONSES
6	0.00% 0
7	52.59% 193
8	50.14% 184
Total Respondents: 367	

Q3 What is the best way for us to get you important information regarding school events and/or your child's progress? (check all that apply)

Answered: 364 Skipped: 3

Brevard Public Schools Middle School Parent Survey 2021-2022

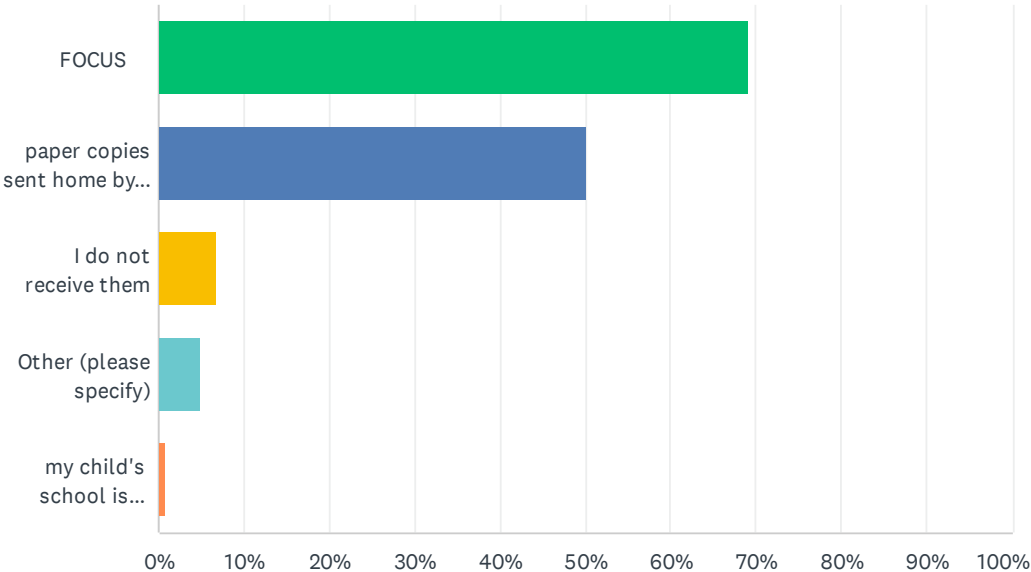


Brevard Public Schools Middle School Parent Survey 2021-2022

ANSWER CHOICES	RESPONSES	
E-mail	96.15%	350
Text message (Remind)	63.19%	230
FOCUS	30.77%	112
Personal phone call	19.51%	71
Notes from teacher	18.13%	66
Letters/flyers sent home with students	15.66%	57
Automated phone call	15.11%	55
Parent conference	11.54%	42
School website	10.71%	39
Newsletters	9.62%	35
Social media (Facebook, Twitter)	6.32%	23
School district website	4.40%	16
Student planner	4.12%	15
School marquee (sign)	4.12%	15
Parent-Teacher Organization (PTO/PTA)	3.57%	13
PeachJar	2.47%	9
Podcasts	0.00%	0
I need translation assistance	0.00%	0
Total Respondents: 364		

Q4 How do you receive interim reports and report cards?

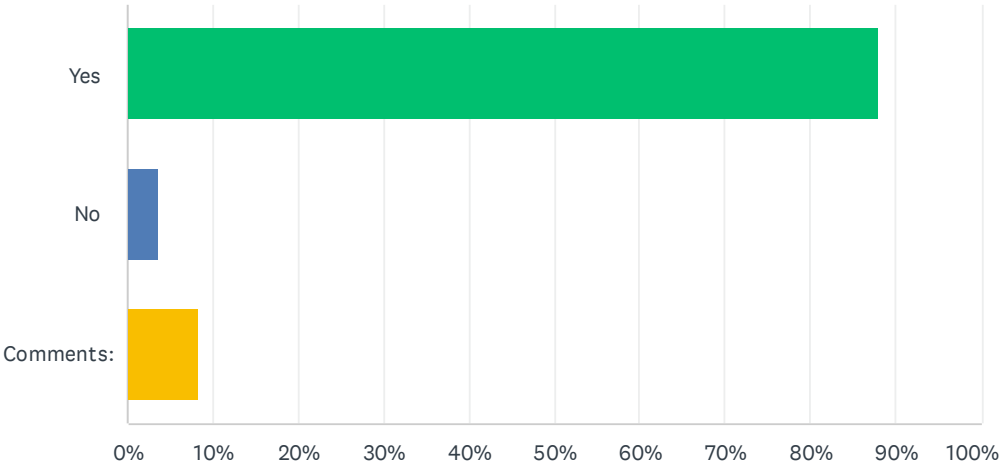
Answered: 366 Skipped: 1



ANSWER CHOICES	RESPONSES	
FOCUS	69.13%	253
paper copies sent home by the school	50.00%	183
I do not receive them	6.83%	25
Other (please specify)	4.92%	18
my child's school is paperless	0.82%	3
Total Respondents: 366		

Q5 Do you feel welcome at your child's school?

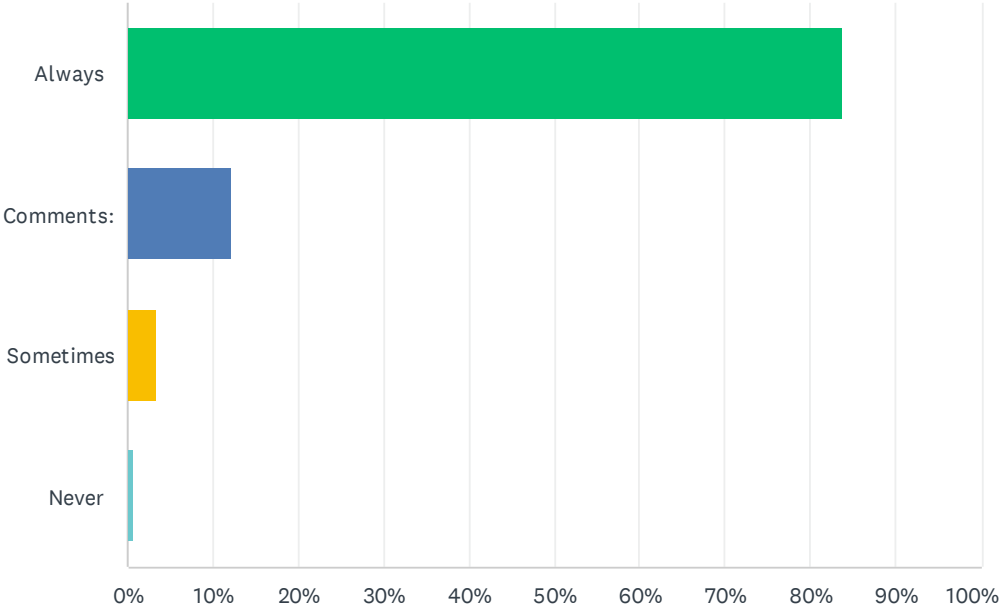
Answered: 351 Skipped: 16



ANSWER CHOICES	RESPONSES
Yes	88.03% 309
No	3.70% 13
Comments:	8.26% 29
TOTAL	351

Q6 The office staff at my school is polite and is helpful in answering my questions or concerns.

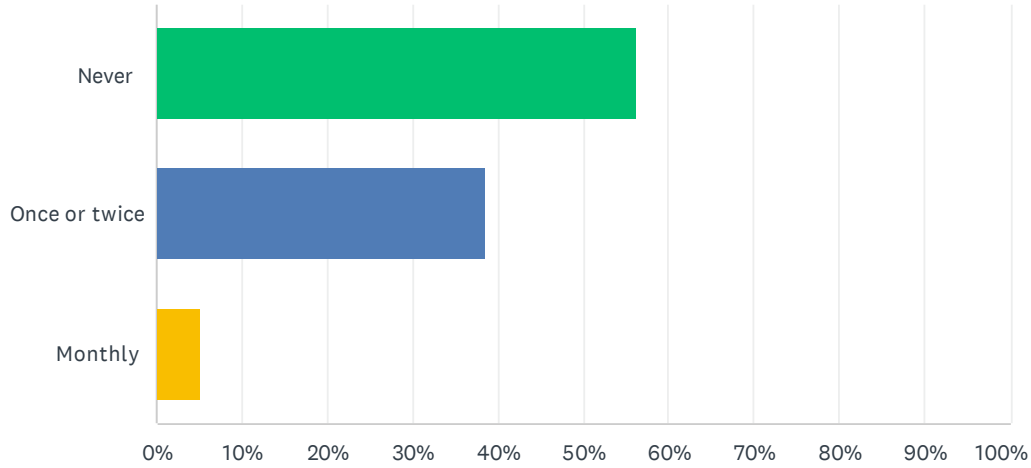
Answered: 354 Skipped: 13



ANSWER CHOICES	RESPONSES	
Always	83.90%	297
Comments:	12.15%	43
Sometimes	3.39%	12
Never	0.56%	2
TOTAL		354

Q7 Following this year's health and safety protocols, how often did you attend a parent meeting or event at your child's school that supported your child's academic success?

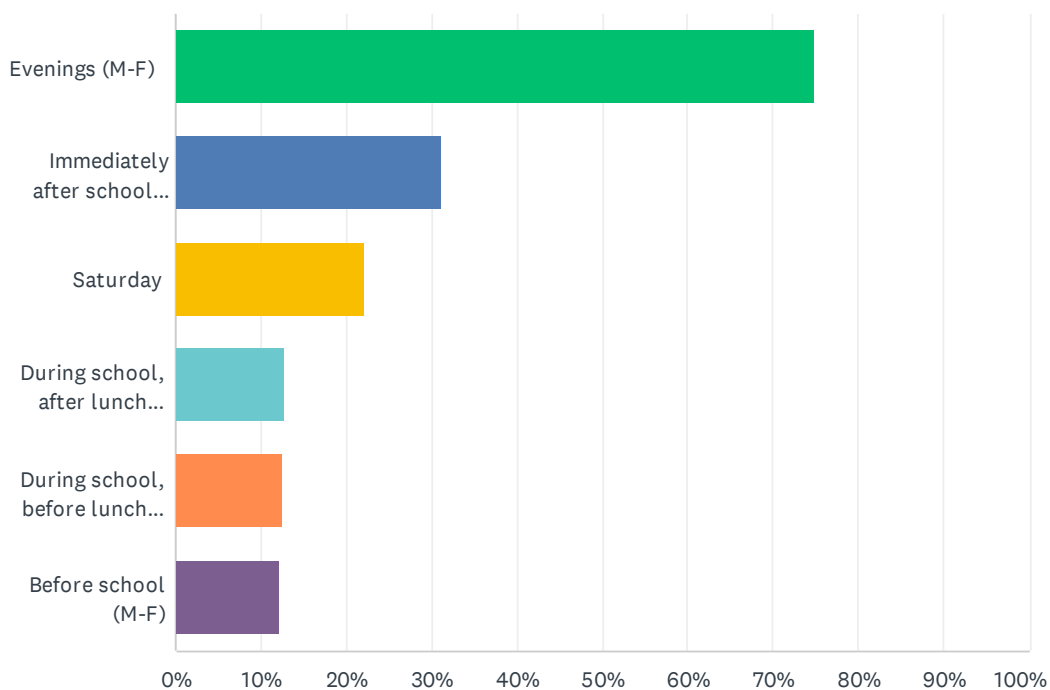
Answered: 348 Skipped: 19



ANSWER CHOICES	RESPONSES	
Never	56.32%	196
Once or twice	38.51%	134
Monthly	5.17%	18
TOTAL		348

Q8 When is the best time for you to attend a school event for families?

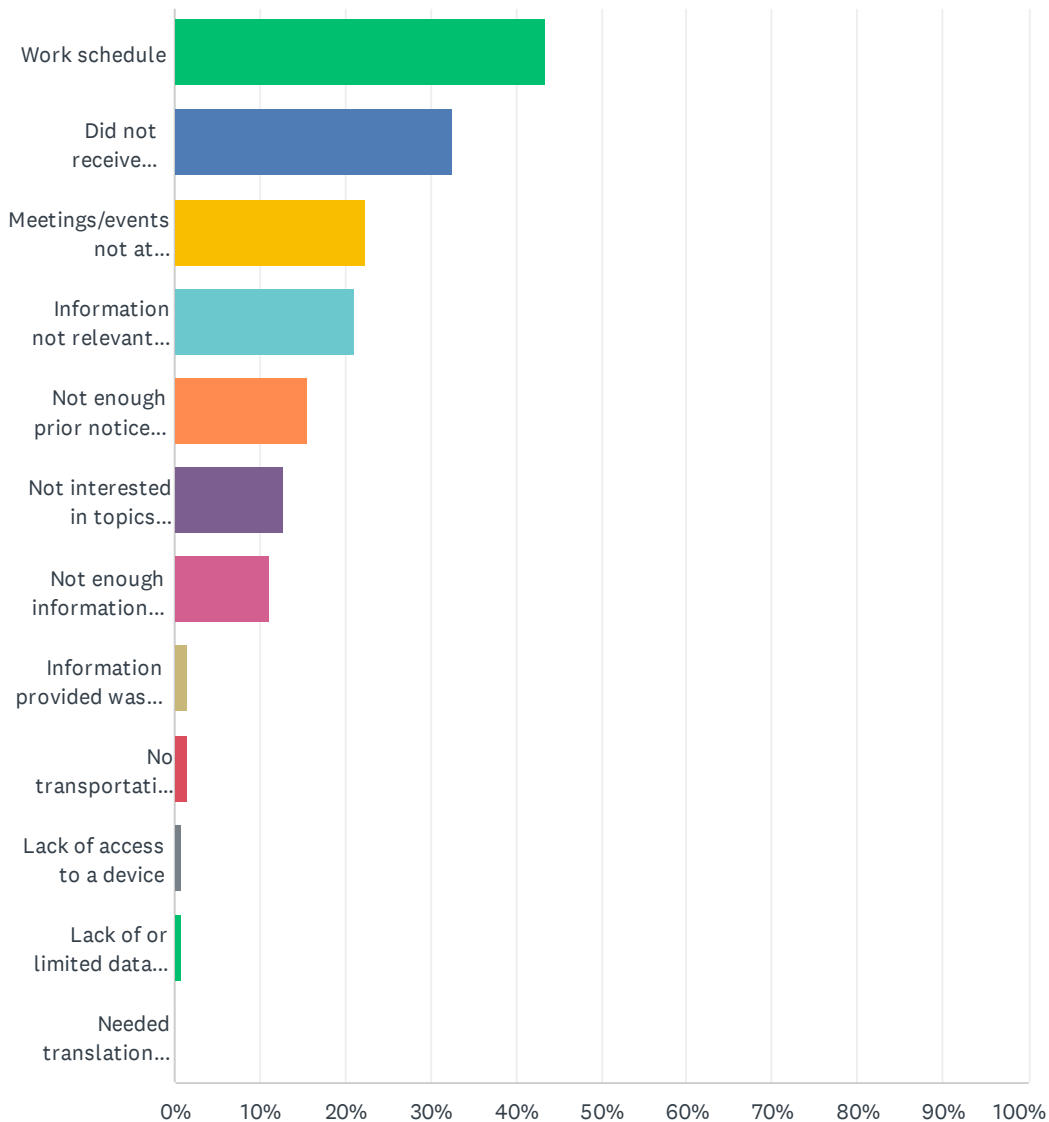
Answered: 351 Skipped: 16



ANSWER CHOICES	RESPONSES	
Evenings (M-F)	74.93%	263
Immediately after school (M-F)	31.05%	109
Saturday	22.22%	78
During school, after lunch (M-F)	12.82%	45
During school, before lunch (M-F)	12.54%	44
Before school (M-F)	12.25%	43
Total Respondents: 351		

Q9 If you were unable to attend informational meetings or academic events, please share why. (Check all that apply)

Answered: 251 Skipped: 116



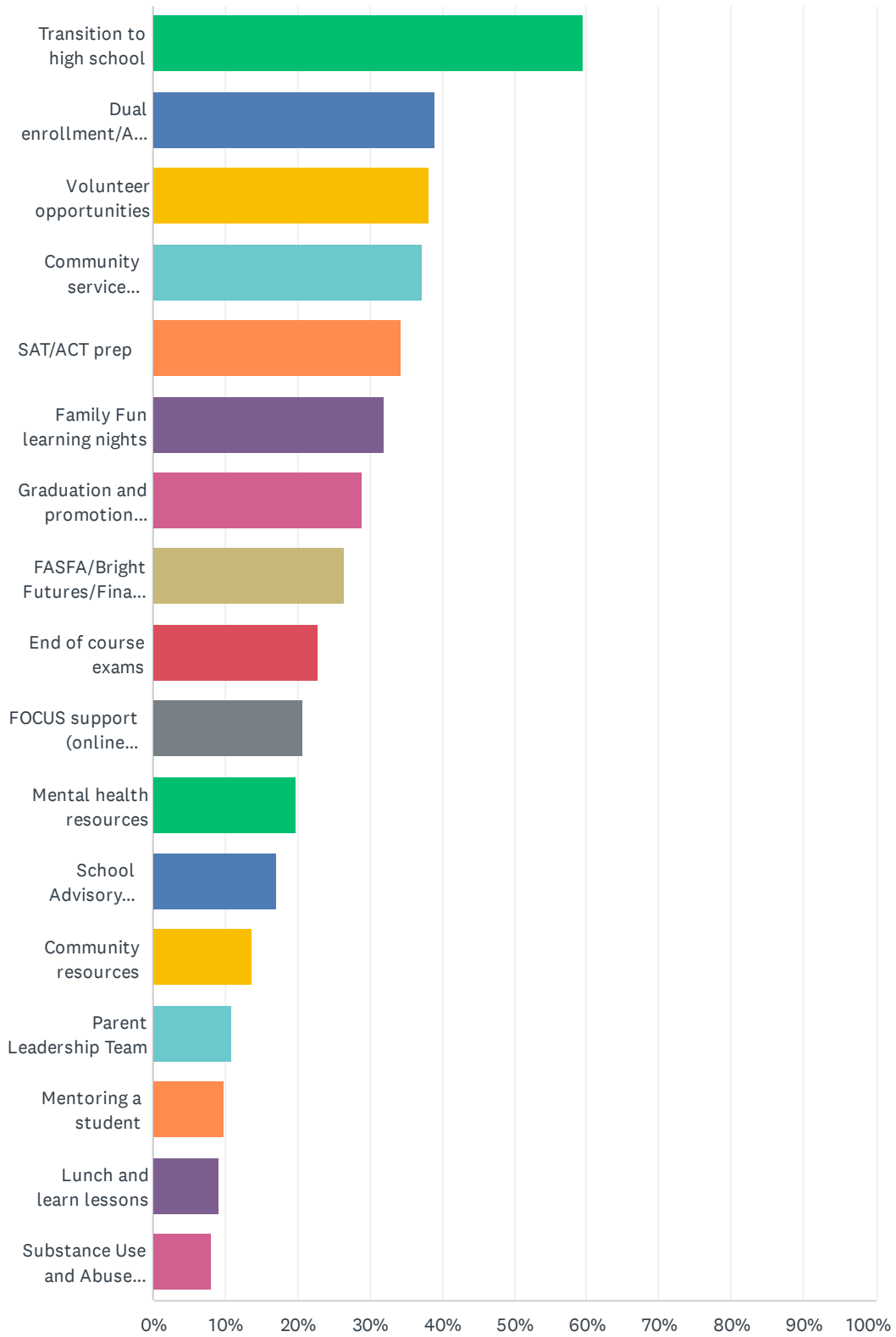
Brevard Public Schools Middle School Parent Survey 2021-2022

ANSWER CHOICES	RESPONSES	
Work schedule	43.43%	109
Did not receive information about meetings/events	32.67%	82
Meetings/events not at convenient times	22.31%	56
Information not relevant to me/my child	21.12%	53
Not enough prior notice provided	15.54%	39
Not interested in topics presented	12.75%	32
Not enough information provided	11.16%	28
Information provided was difficult to understand	1.59%	4
No transportation to get to meetings/events	1.59%	4
Lack of access to a device	0.80%	2
Lack of or limited data plan	0.80%	2
Needed translation services	0.00%	0
Total Respondents: 251		

Q10 Which of the following informational meetings and activities would you be interested in participating in or attending? (Check all that apply)

Answered: 294 Skipped: 73

Brevard Public Schools Middle School Parent Survey 2021-2022



Brevard Public Schools Middle School Parent Survey 2021-2022

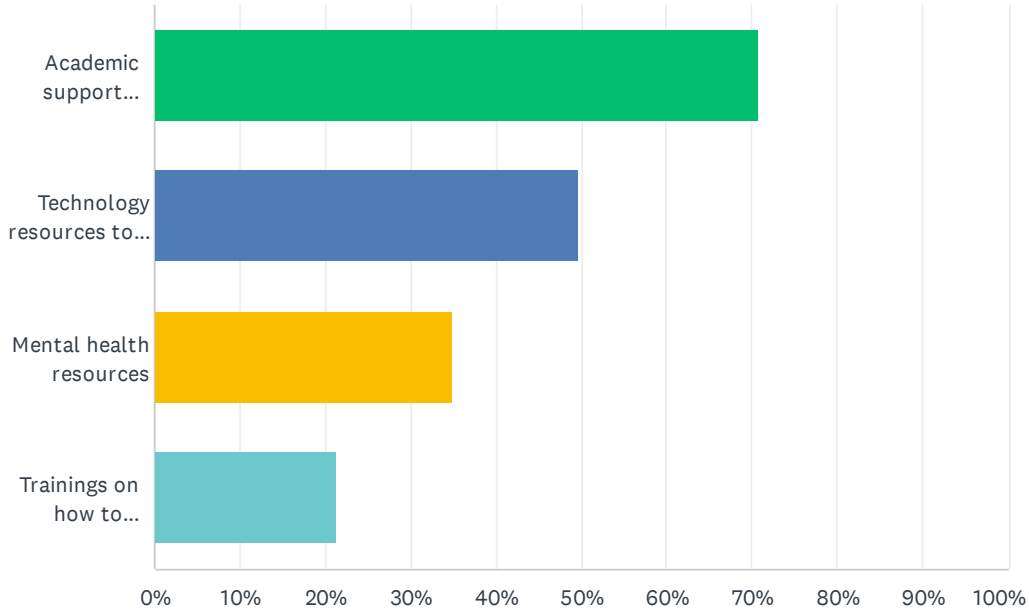
ANSWER CHOICES	RESPONSES	
Transition to high school	59.52%	175
Dual enrollment/Advanced Placement courses	39.12%	115
Volunteer opportunities	38.10%	112
Community service projects with staff/students	37.41%	110
SAT/ACT prep	34.35%	101
Family Fun learning nights	31.97%	94
Graduation and promotion requirements	28.91%	85
FASFA/Bright Futures/Financial aid options	26.53%	78
End of course exams	22.79%	67
FOCUS support (online gradebook, absences and teacher webpages)	20.75%	61
Mental health resources	19.73%	58
School Advisory Council (SAC) or Parent Teacher Organization (PTO)	17.01%	50
Community resources	13.61%	40
Parent Leadership Team	10.88%	32
Mentoring a student	9.86%	29
Lunch and learn lessons	9.18%	27
Substance Use and Abuse (alcohol, street drugs, vaping, prescription drugs)	8.16%	24
Total Respondents: 294		

Q11 In what ways can family engagement be strengthened at your child's school?

Answered: 123 Skipped: 244

Q12 What types of family engagement resources would you use if they were provided at your school?

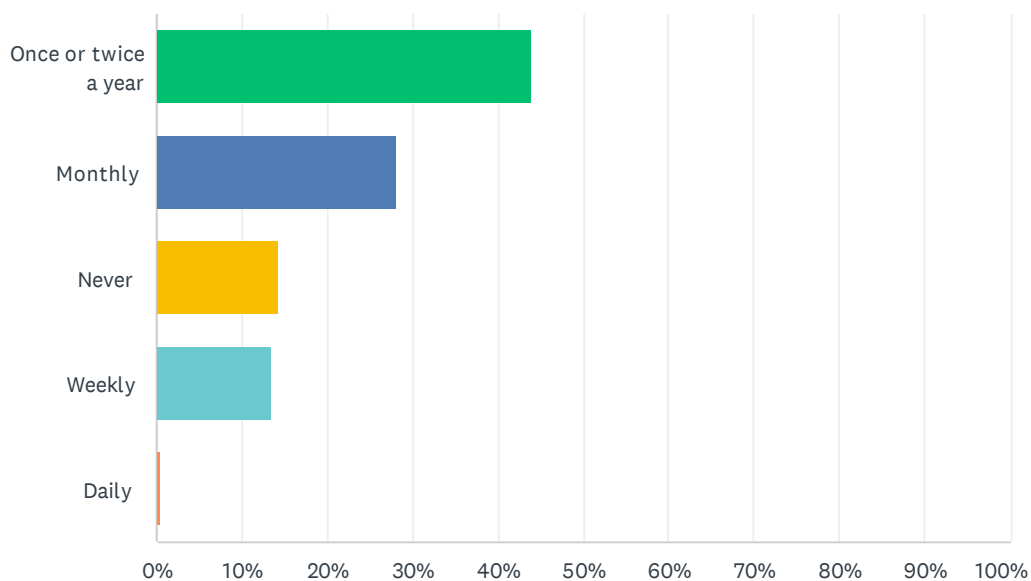
Answered: 229 Skipped: 138



ANSWER CHOICES	RESPONSES	
Academic support materials for families to use at home	70.74%	162
Technology resources to support learning at home	49.78%	114
Mental health resources	34.93%	80
Trainings on how to participate in school decision-making committees	21.40%	49
Total Respondents: 229		

Q13 How often do you communicate with your child's teachers?

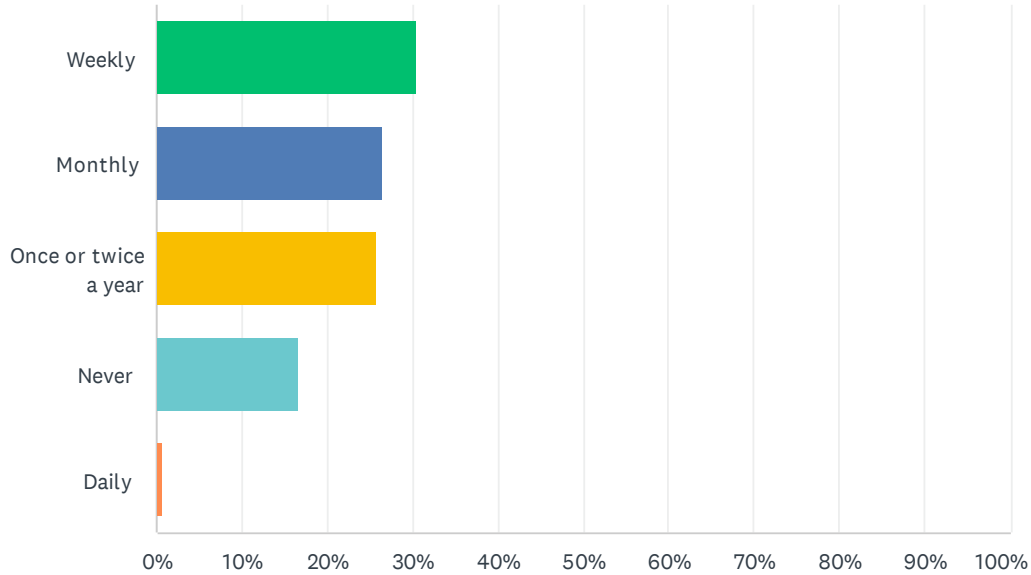
Answered: 296 Skipped: 71



ANSWER CHOICES	RESPONSES	
Once or twice a year	43.92%	130
Monthly	28.04%	83
Never	14.19%	42
Weekly	13.51%	40
Daily	0.34%	1
TOTAL		296

Q14 How often do your child's teachers communicate with you about your child's progress?

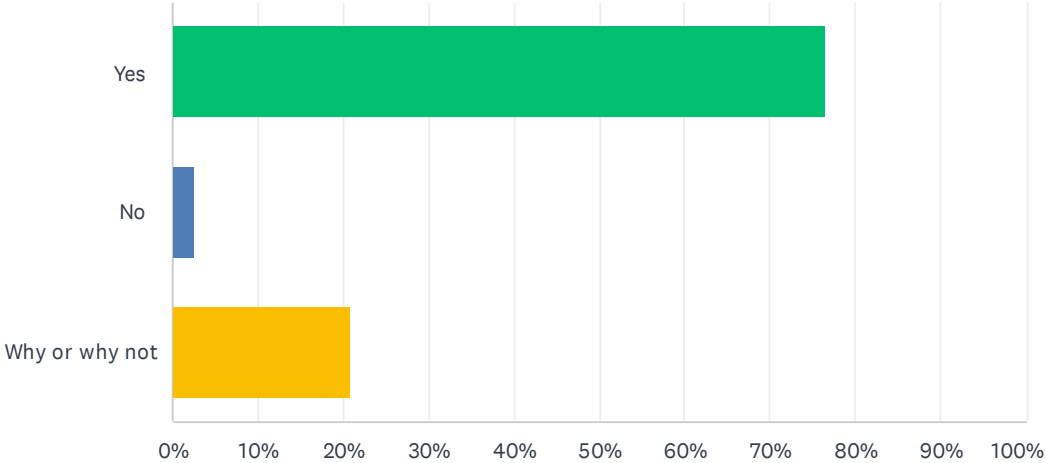
Answered: 283 Skipped: 84



ANSWER CHOICES	RESPONSES	
Weekly	30.39%	86
Monthly	26.50%	75
Once or twice a year	25.80%	73
Never	16.61%	47
Daily	0.71%	2
TOTAL		283

Q15 Are you satisfied with the relationship and communication you currently have with your child’s principal?

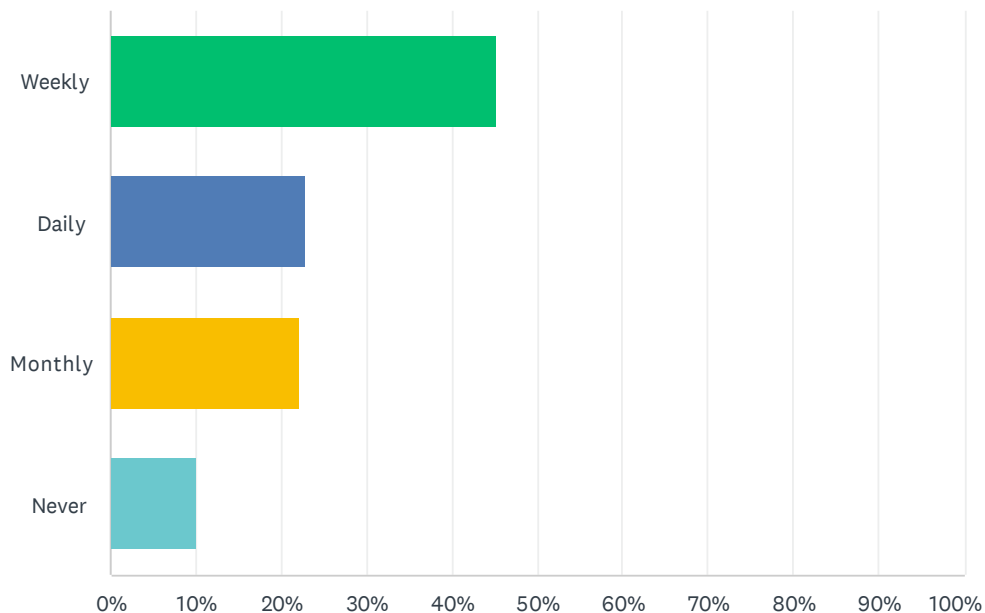
Answered: 310 Skipped: 57



ANSWER CHOICES	RESPONSES	
Yes	76.45%	237
No	2.58%	8
Why or why not	20.97%	65
TOTAL		310

Q16 How often do you access your child's grades and attendance information through FOCUS?

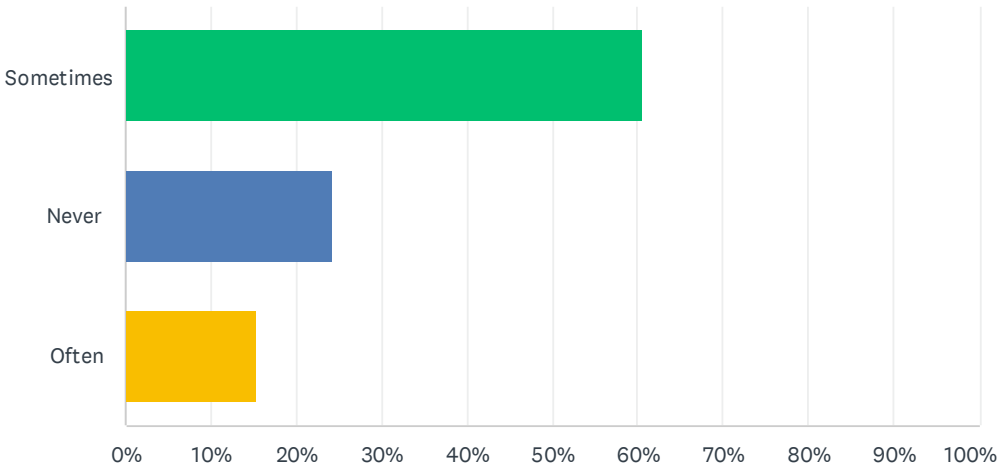
Answered: 312 Skipped: 55



ANSWER CHOICES	RESPONSES	
Weekly	45.19%	141
Daily	22.76%	71
Monthly	22.12%	69
Never	9.94%	31
TOTAL		312

Q17 How often does your child's school or teachers provide you with information about ways you can help your child's learning at home?

Answered: 301 Skipped: 66



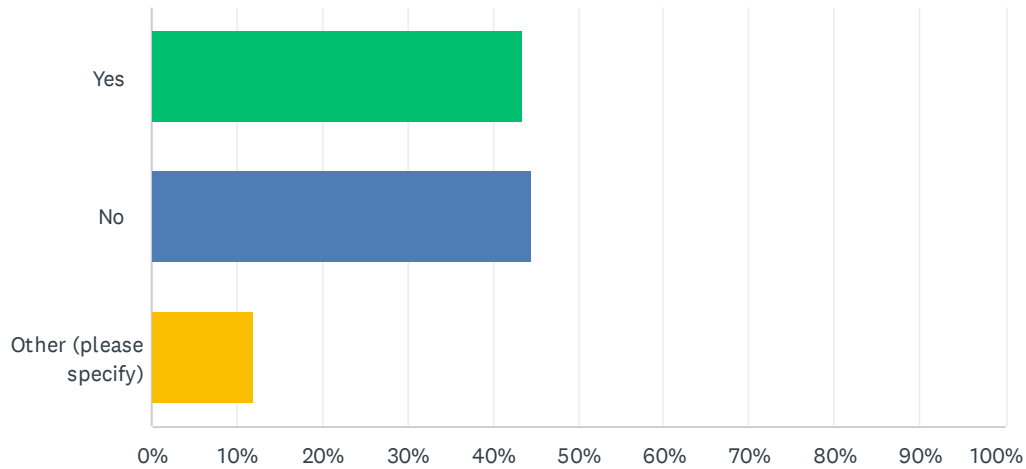
ANSWER CHOICES	RESPONSES
Sometimes	60.47% 182
Never	24.25% 73
Often	15.28% 46
TOTAL	301

Q18 What support do you need from the school to ensure your child's success in middle school?

Answered: 153 Skipped: 214

Q19 Have you been given opportunities to provide input and feedback into school decisions (school improvement, Title I services, event planning, discipline)?

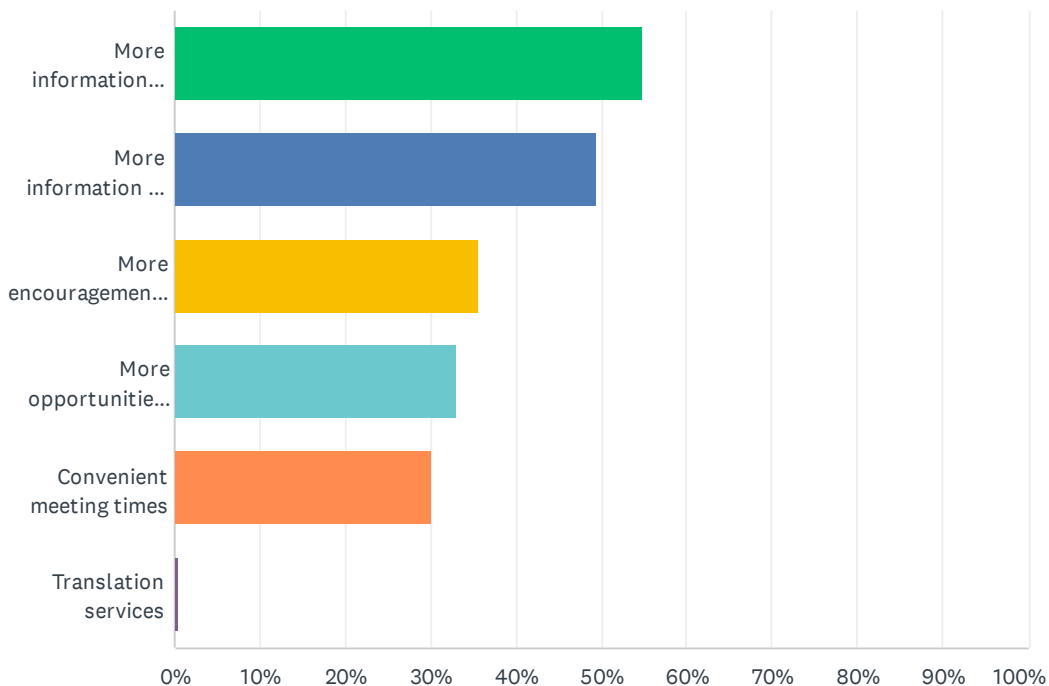
Answered: 299 Skipped: 68



ANSWER CHOICES	RESPONSES	
Yes	43.48%	130
No	44.48%	133
Other (please specify)	12.04%	36
TOTAL		299

Q20 How could your school assist you in playing a more active role in school decision-making?

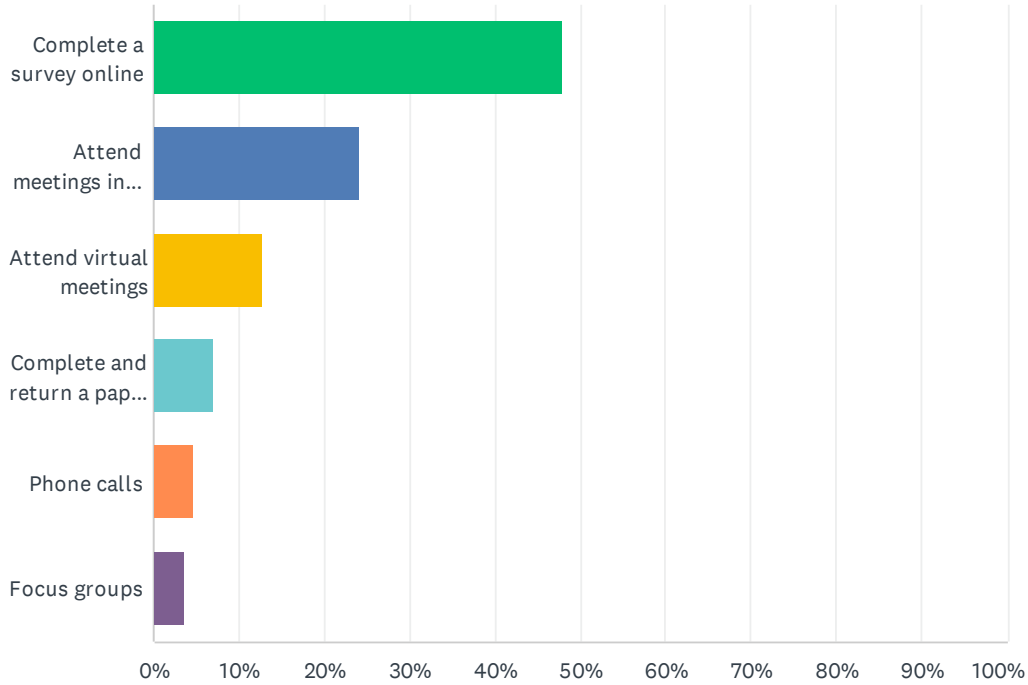
Answered: 230 Skipped: 137



ANSWER CHOICES	RESPONSES	
More information about school issues to be addressed	54.78%	126
More information on how to become engaged	49.57%	114
More encouragement from the school to become engaged	35.65%	82
More opportunities to share my opinion about school issues	33.04%	76
Convenient meeting times	30.00%	69
Translation services	0.43%	1
Total Respondents: 230		

Q21 What is the best way for you to provide input regarding your child's school?

Answered: 283 Skipped: 84



ANSWER CHOICES	RESPONSES	
Complete a survey online	48.06%	136
Attend meetings in person	24.03%	68
Attend virtual meetings	12.72%	36
Complete and return a paper survey	7.07%	20
Phone calls	4.59%	13
Focus groups	3.53%	10
TOTAL		283

Q22 What do you feel is working well at your child's school? (This is your chance to brag about your school and share what you like about it!)

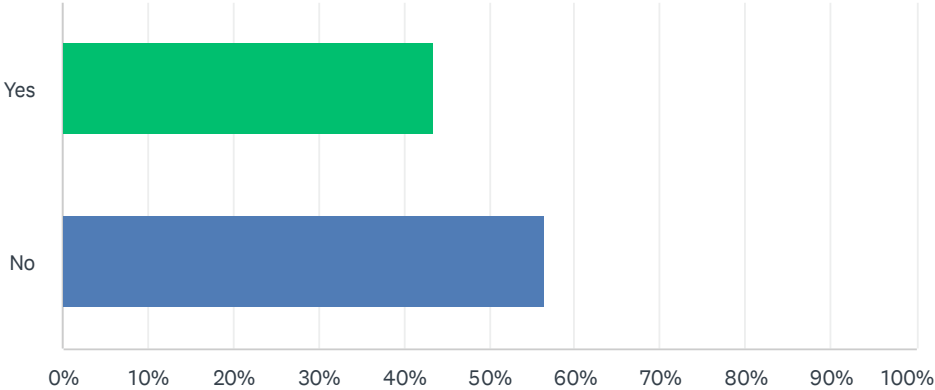
Answered: 162 Skipped: 205

Q23 What do you feel is not working, difficult, and/or needs improvement at your child's school? (This is your chance to tell us what you would like to see change.)

Answered: 146 Skipped: 221

Q24 Are you aware of the Career and Technical Education options available to your child through Brevard Public Schools?

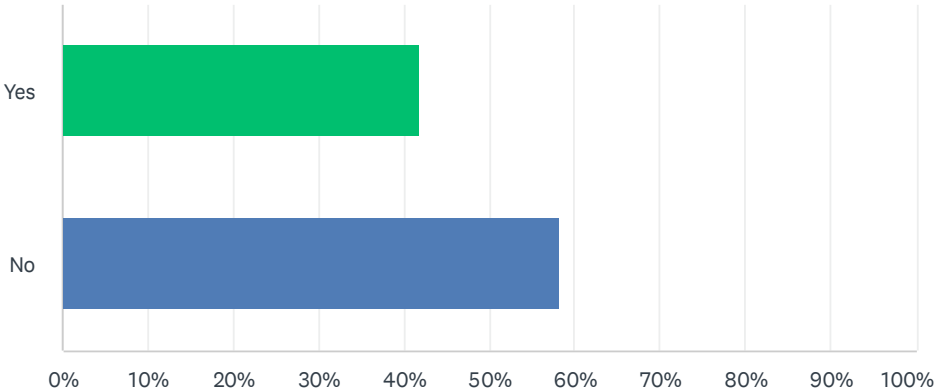
Answered: 287 Skipped: 80



ANSWER CHOICES	RESPONSES	
Yes	43.55%	125
No	56.45%	162
TOTAL		287

Q25 Have you visited the Open Enrollment Parental Choice webpage?

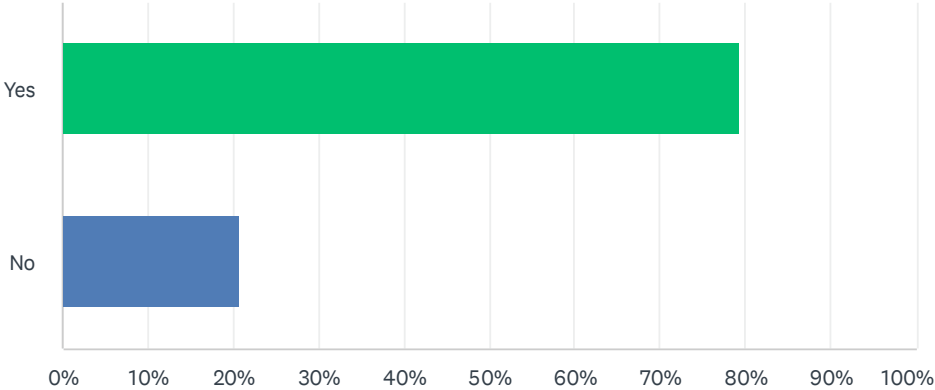
Answered: 290 Skipped: 77



ANSWER CHOICES	RESPONSES	
Yes	41.72%	121
No	58.28%	169
TOTAL		290

Q26 Are you aware of the school enrollment choices available to your child at Brevard Public Schools?

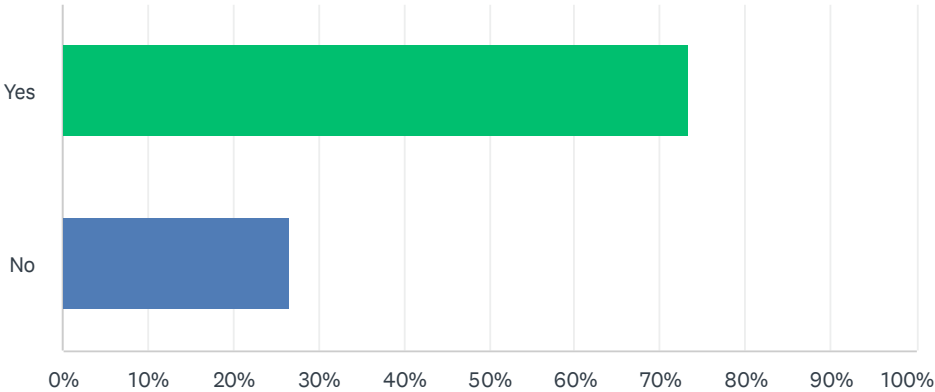
Answered: 290 Skipped: 77



ANSWER CHOICES	RESPONSES	
Yes	79.31%	230
No	20.69%	60
TOTAL		290

Q27 Do you use the school or district website to find information about your child's education?

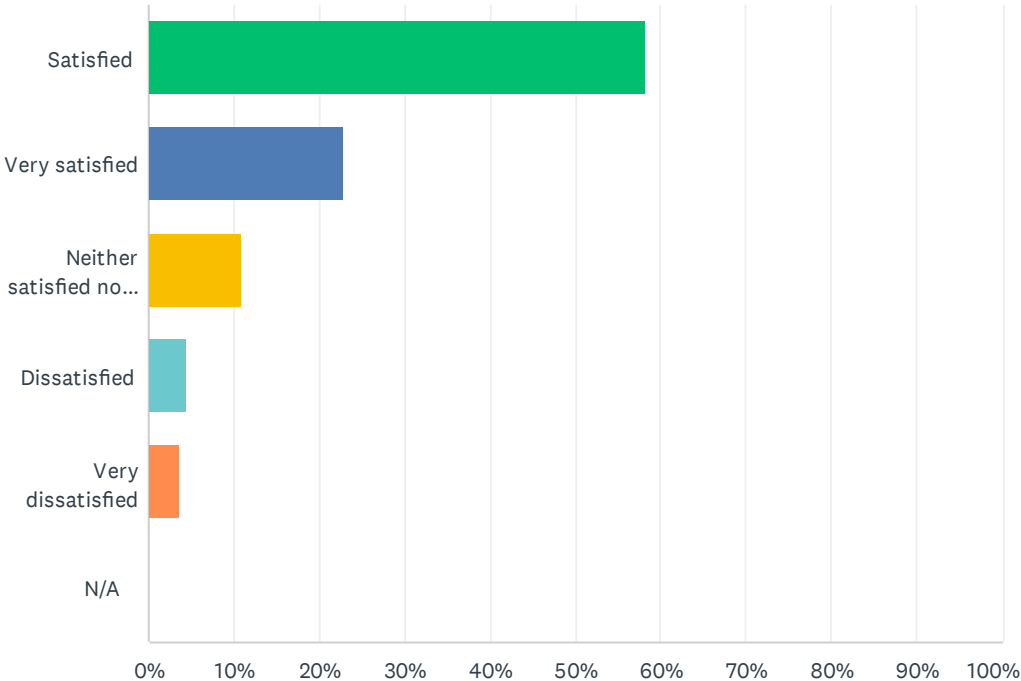
Answered: 286 Skipped: 81



ANSWER CHOICES	RESPONSES	
Yes	73.43%	210
No	26.57%	76
TOTAL		286

Q28 Please rate your overall satisfaction with Brevard Public Schools

Answered: 295 Skipped: 72



ANSWER CHOICES	RESPONSES	
Satisfied	58.31%	172
Very satisfied	22.71%	67
Neither satisfied nor dissatisfied	10.85%	32
Dissatisfied	4.41%	13
Very dissatisfied	3.73%	11
N/A	0.00%	0
TOTAL		295