
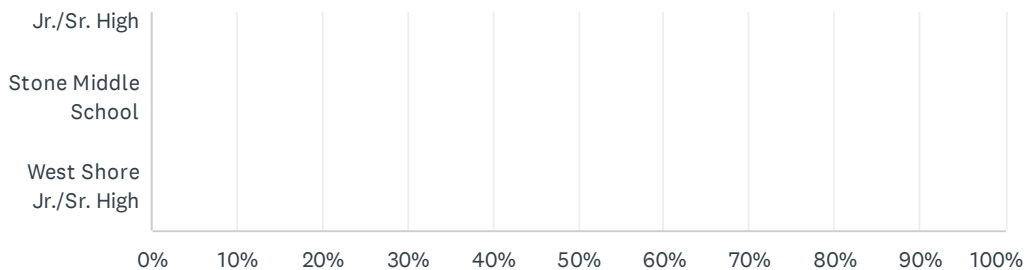


# Q1 What school does your child attend?

Answered: 187 Skipped: 0



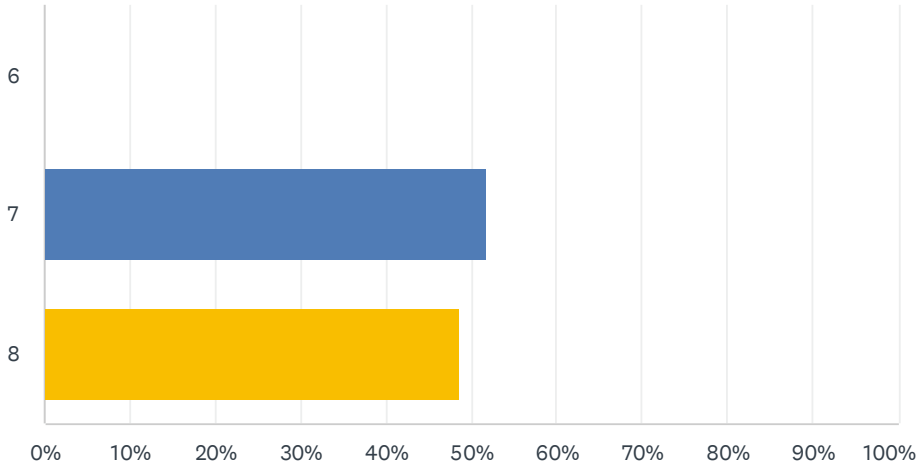
## Brevard Public Schools Middle School Parent Survey 2021-2022



ANSWER CHOICES	RESPONSES	
Brevard Virtual Instruction Program (BVIP)	0.00%	0
Central Middle School	0.00%	0
Cocoa Beach Jr./Sr. High	0.00%	0
Cocoa High	0.00%	0
DeLaura Middle School	0.00%	0
Edgewood Jr./Sr. High	0.00%	0
Fieldston Preparatory School	0.00%	0
Hoover Middle School	100.00%	187
Jackson Middle School	0.00%	0
Jefferson Middle School	0.00%	0
Johnson Middle School	0.00%	0
Kennedy Middle School	0.00%	0
Madison Middle School	0.00%	0
McNair Magnet	0.00%	0
Pathways at Gardendale (North/Central Area Alternative Center)	0.00%	0
Pathways at Pine Grove (South Area Alternative Center)	0.00%	0
Riverdale Country Day School	0.00%	0
Southwest Middle School	0.00%	0
Space Coast Jr./Sr. High	0.00%	0
Stone Middle School	0.00%	0
West Shore Jr./Sr. High	0.00%	0
<b>TOTAL</b>		<b>187</b>

## Q2 What is your child's current grade level?

Answered: 187 Skipped: 0

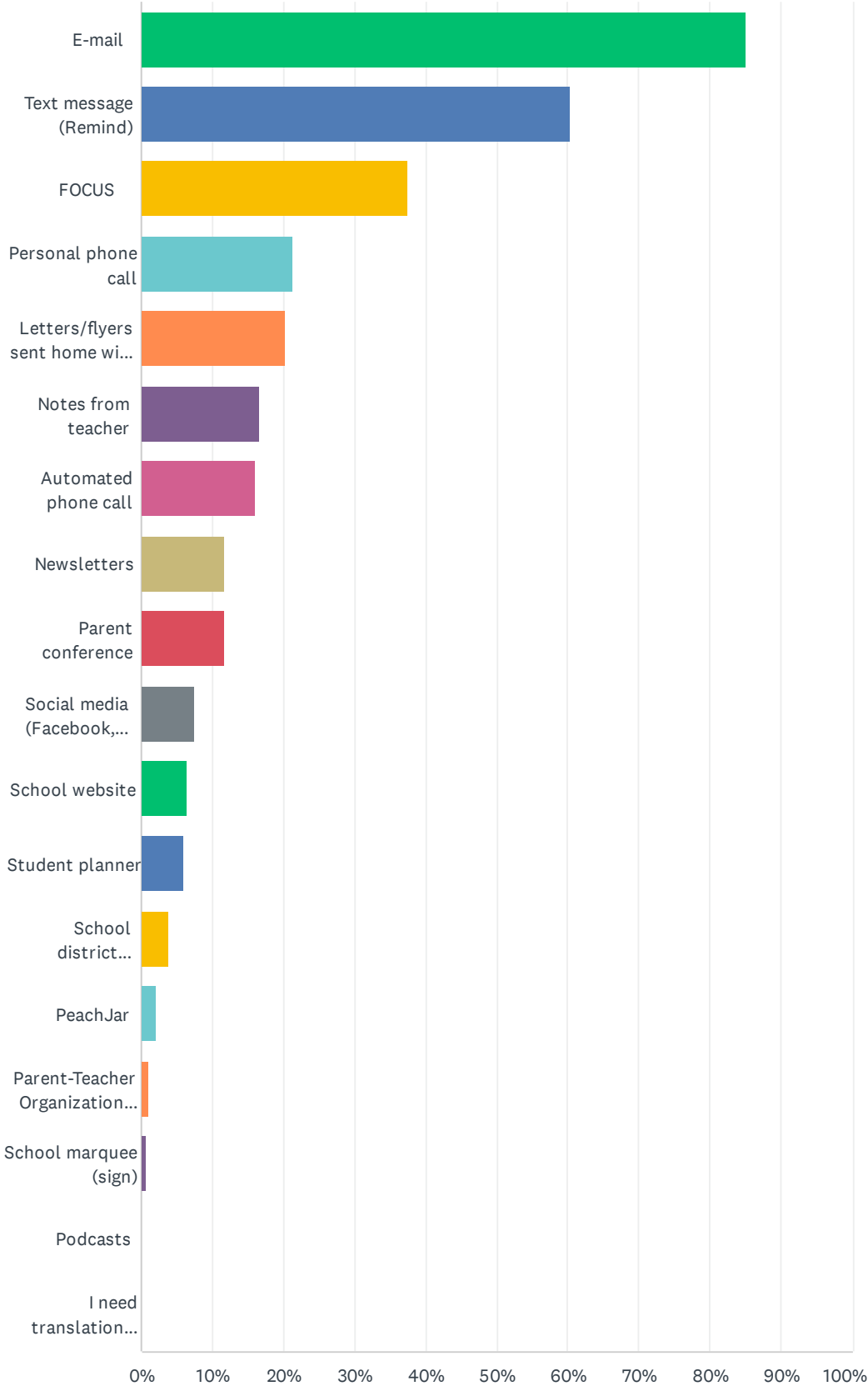


ANSWER CHOICES	RESPONSES
6	0.00% 0
7	51.87% 97
8	48.66% 91
Total Respondents: 187	

Q3 What is the best way for us to get you important information regarding school events and/or your child's progress? (check all that apply)

Answered: 187 Skipped: 0

Brevard Public Schools Middle School Parent Survey 2021-2022

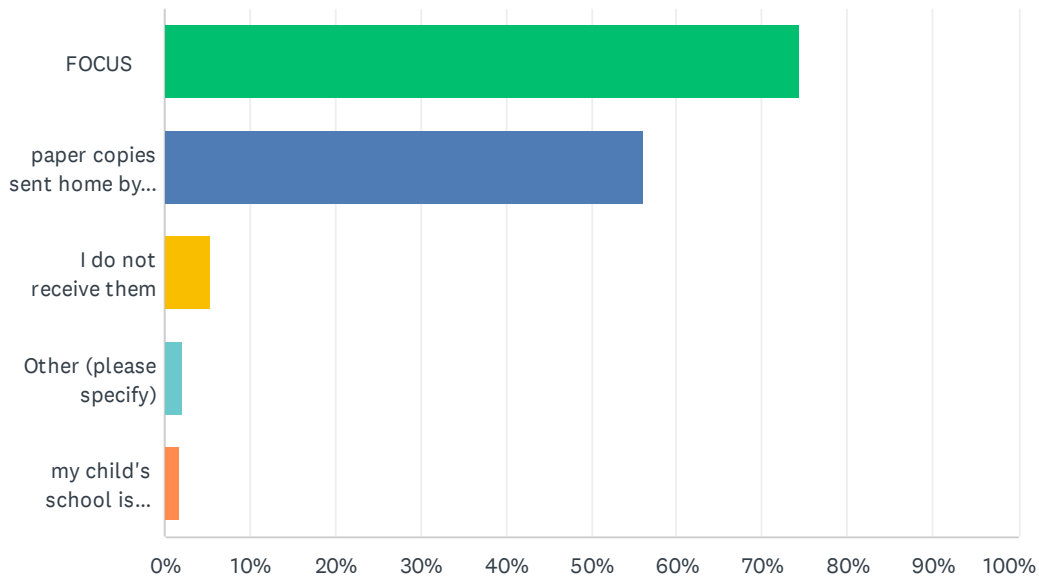


Brevard Public Schools Middle School Parent Survey 2021-2022

ANSWER CHOICES	RESPONSES	
E-mail	85.03%	159
Text message (Remind)	60.43%	113
FOCUS	37.43%	70
Personal phone call	21.39%	40
Letters/flyers sent home with students	20.32%	38
Notes from teacher	16.58%	31
Automated phone call	16.04%	30
Newsletters	11.76%	22
Parent conference	11.76%	22
Social media (Facebook, Twitter)	7.49%	14
School website	6.42%	12
Student planner	5.88%	11
School district website	3.74%	7
PeachJar	2.14%	4
Parent-Teacher Organization (PTO/PTA)	1.07%	2
School marquee (sign)	0.53%	1
Podcasts	0.00%	0
I need translation assistance	0.00%	0
Total Respondents: 187		

## Q4 How do you receive interim reports and report cards?

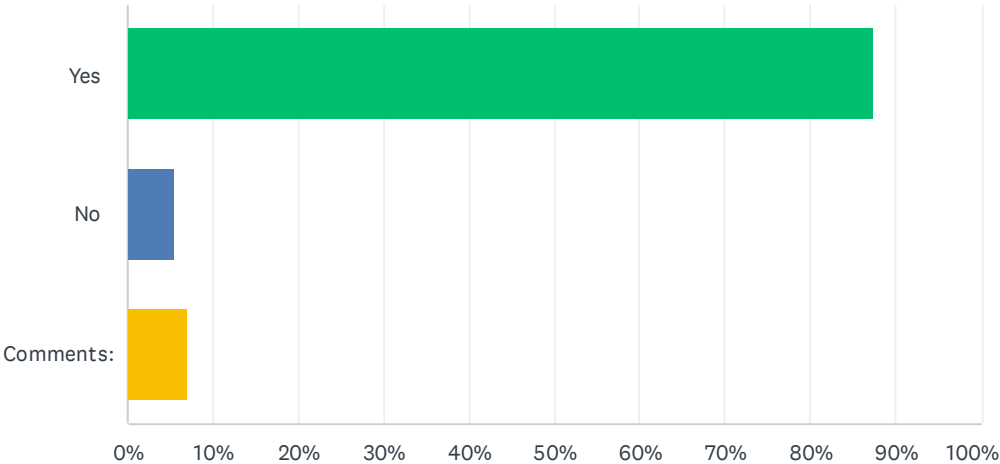
Answered: 187 Skipped: 0



ANSWER CHOICES	RESPONSES	
FOCUS	74.33%	139
paper copies sent home by the school	56.15%	105
I do not receive them	5.35%	10
Other (please specify)	2.14%	4
my child's school is paperless	1.60%	3
Total Respondents: 187		

### Q5 Do you feel welcome at your child's school?

Answered: 183 Skipped: 4

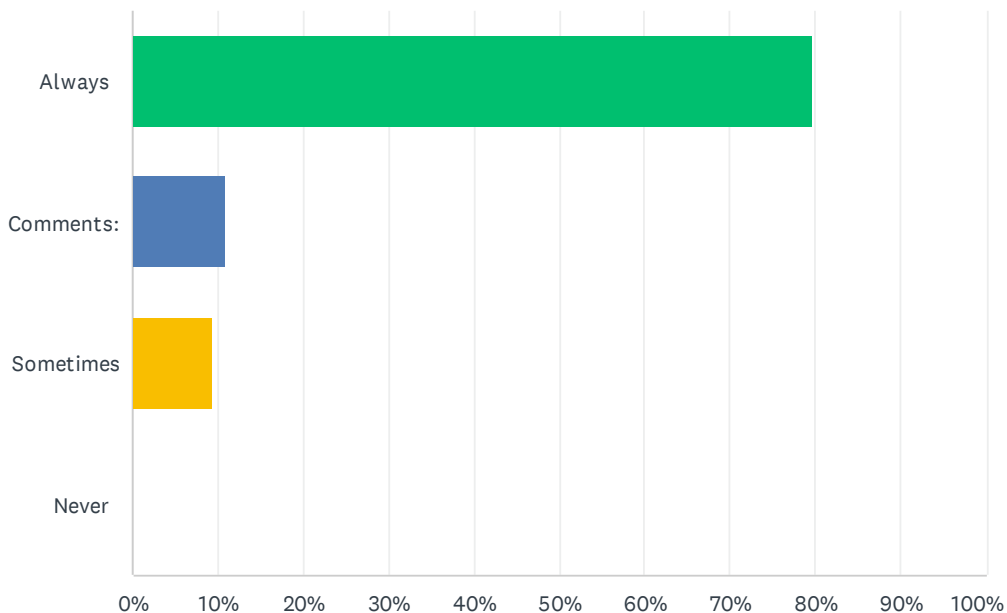


ANSWER CHOICES	RESPONSES	
Yes	87.43%	160
No	5.46%	10
Comments:	7.10%	13
<b>TOTAL</b>		<b>183</b>



## Q6 The office staff at my school is polite and is helpful in answering my questions or concerns.

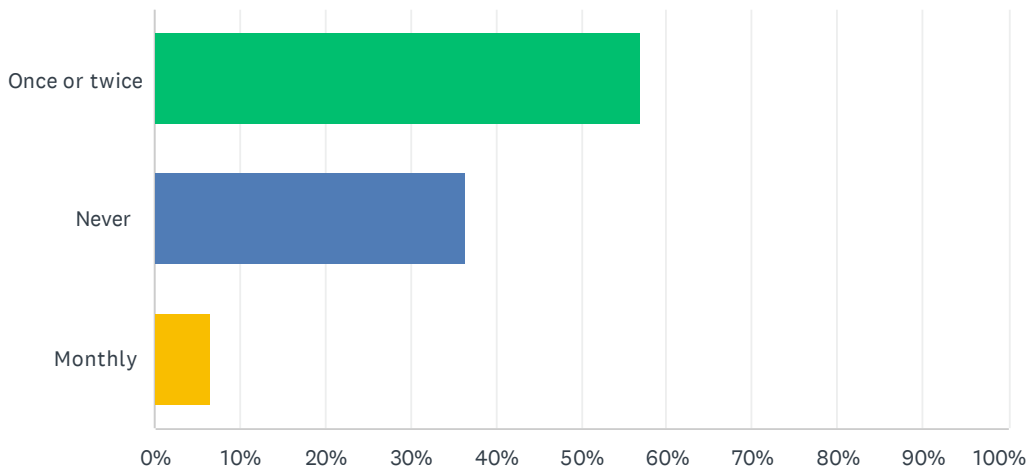
Answered: 183 Skipped: 4



ANSWER CHOICES	RESPONSES	
Always	79.78%	146
Comments:	10.93%	20
Sometimes	9.29%	17
Never	0.00%	0
<b>TOTAL</b>		<b>183</b>

### Q7 Following this year's health and safety protocols, how often did you attend a parent meeting or event at your child's school that supported your child's academic success?

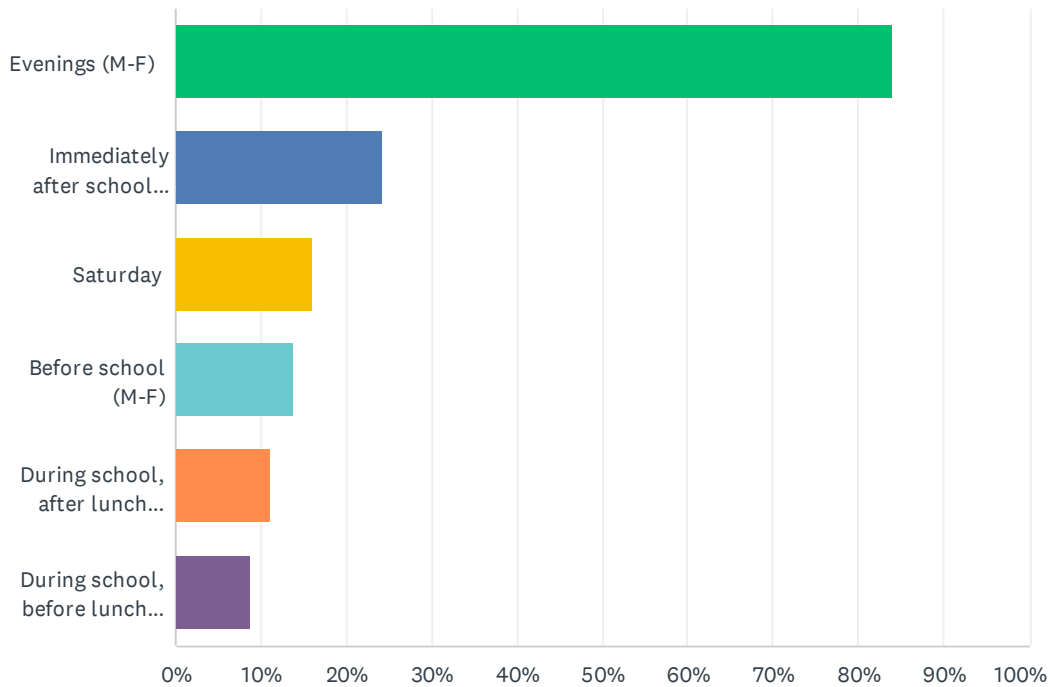
Answered: 181 Skipped: 6



ANSWER CHOICES	RESPONSES	
Once or twice	56.91%	103
Never	36.46%	66
Monthly	6.63%	12
<b>TOTAL</b>		<b>181</b>

## Q8 When is the best time for you to attend a school event for families?

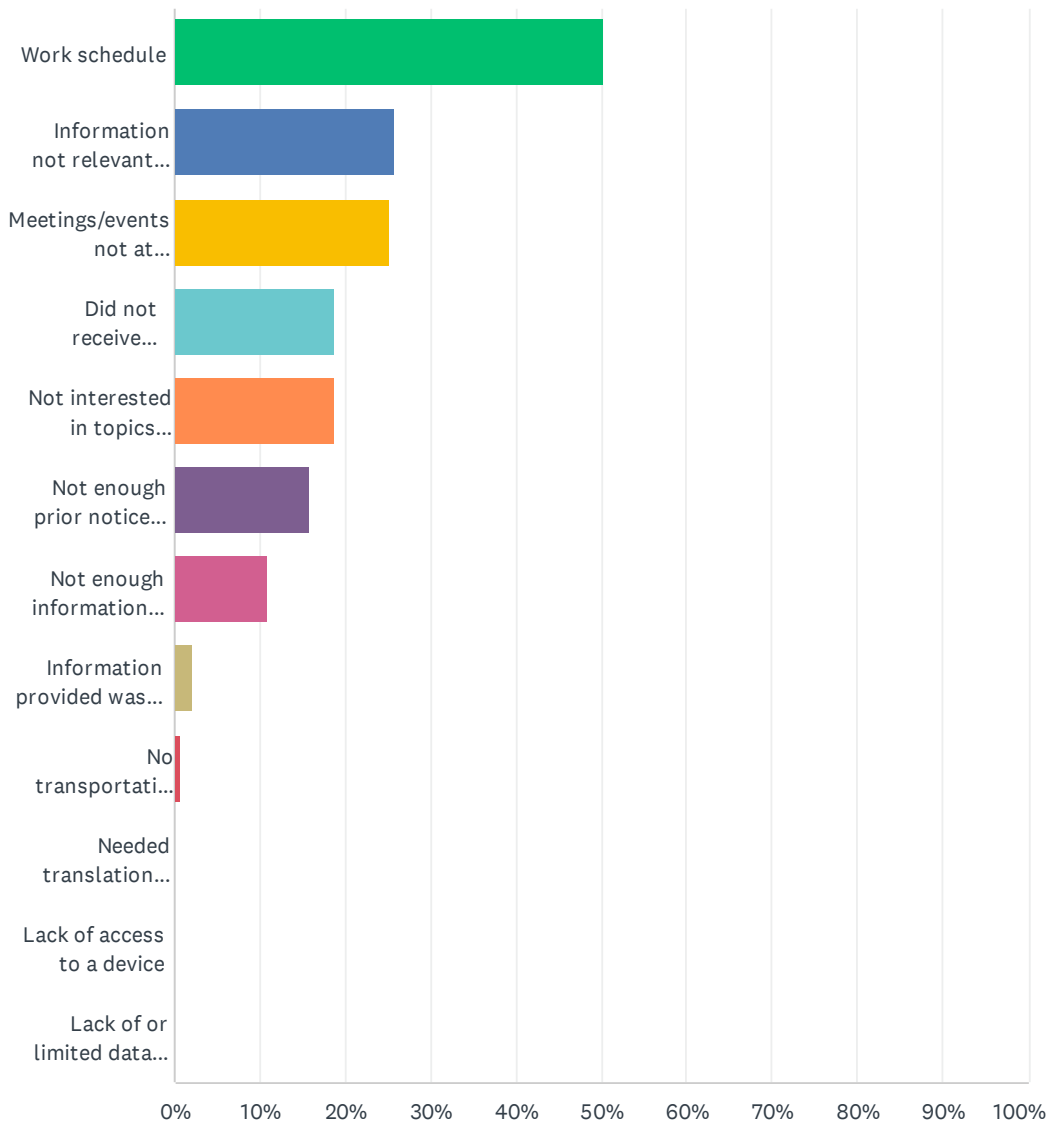
Answered: 181 Skipped: 6



ANSWER CHOICES	RESPONSES	
Evenings (M-F)	83.98%	152
Immediately after school (M-F)	24.31%	44
Saturday	16.02%	29
Before school (M-F)	13.81%	25
During school, after lunch (M-F)	11.05%	20
During school, before lunch (M-F)	8.84%	16
Total Respondents: 181		

### Q9 If you were unable to attend informational meetings or academic events, please share why. (Check all that apply)

Answered: 139 Skipped: 48



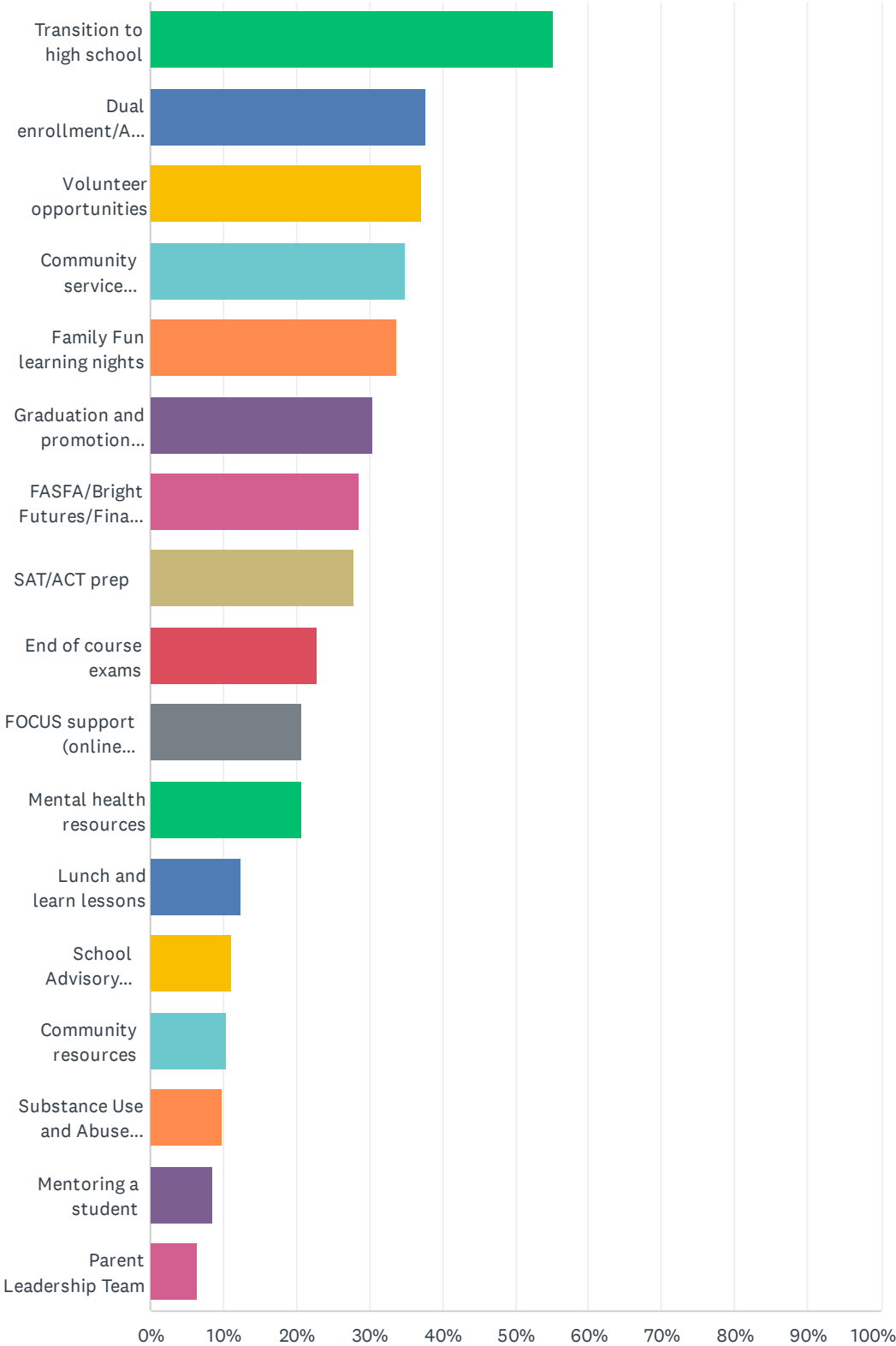
Brevard Public Schools Middle School Parent Survey 2021-2022

ANSWER CHOICES	RESPONSES	
Work schedule	50.36%	70
Information not relevant to me/my child	25.90%	36
Meetings/events not at convenient times	25.18%	35
Did not receive information about meetings/events	18.71%	26
Not interested in topics presented	18.71%	26
Not enough prior notice provided	15.83%	22
Not enough information provided	10.79%	15
Information provided was difficult to understand	2.16%	3
No transportation to get to meetings/events	0.72%	1
Needed translation services	0.00%	0
Lack of access to a device	0.00%	0
Lack of or limited data plan	0.00%	0
Total Respondents: 139		

**Q10 Which of the following informational meetings and activities would you be interested in participating in or attending? (Check all that apply)**

Answered: 154 Skipped: 33

Brevard Public Schools Middle School Parent Survey 2021-2022



Brevard Public Schools Middle School Parent Survey 2021-2022

ANSWER CHOICES	RESPONSES	
Transition to high school	55.19%	85
Dual enrollment/Advanced Placement courses	37.66%	58
Volunteer opportunities	37.01%	57
Community service projects with staff/students	35.06%	54
Family Fun learning nights	33.77%	52
Graduation and promotion requirements	30.52%	47
FASFA/Bright Futures/Financial aid options	28.57%	44
SAT/ACT prep	27.92%	43
End of course exams	22.73%	35
FOCUS support (online gradebook, absences and teacher webpages)	20.78%	32
Mental health resources	20.78%	32
Lunch and learn lessons	12.34%	19
School Advisory Council (SAC) or Parent Teacher Organization (PTO)	11.04%	17
Community resources	10.39%	16
Substance Use and Abuse (alcohol, street drugs, vaping, prescription drugs)	9.74%	15
Mentoring a student	8.44%	13
Parent Leadership Team	6.49%	10
Total Respondents: 154		

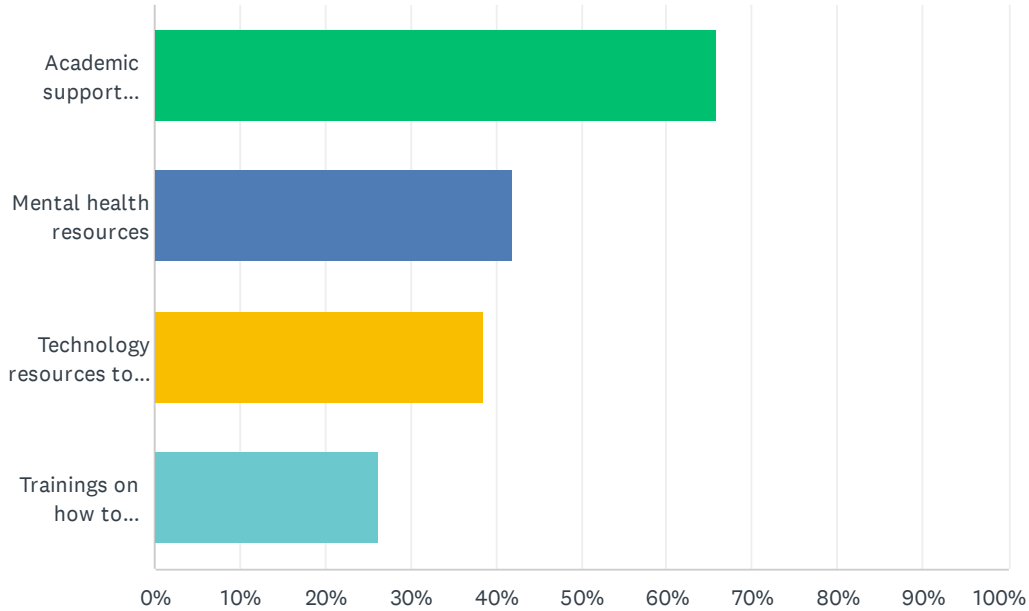


## Q11 In what ways can family engagement be strengthened at your child's school?

Answered: 69 Skipped: 118

## Q12 What types of family engagement resources would you use if they were provided at your school?

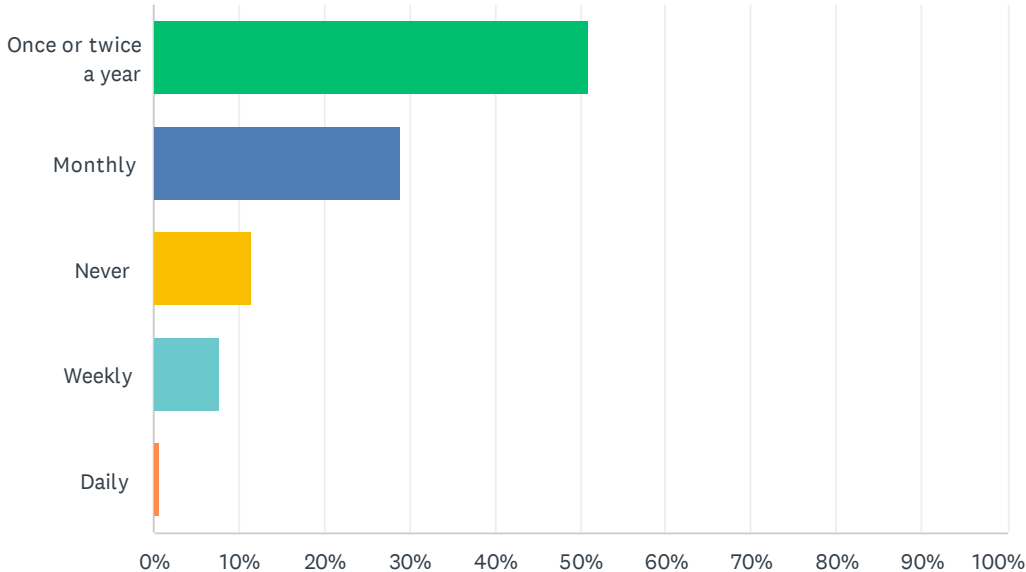
Answered: 114 Skipped: 73



ANSWER CHOICES	RESPONSES	
Academic support materials for families to use at home	65.79%	75
Mental health resources	42.11%	48
Technology resources to support learning at home	38.60%	44
Trainings on how to participate in school decision-making committees	26.32%	30
Total Respondents: 114		

### Q13 How often do you communicate with your child's teachers?

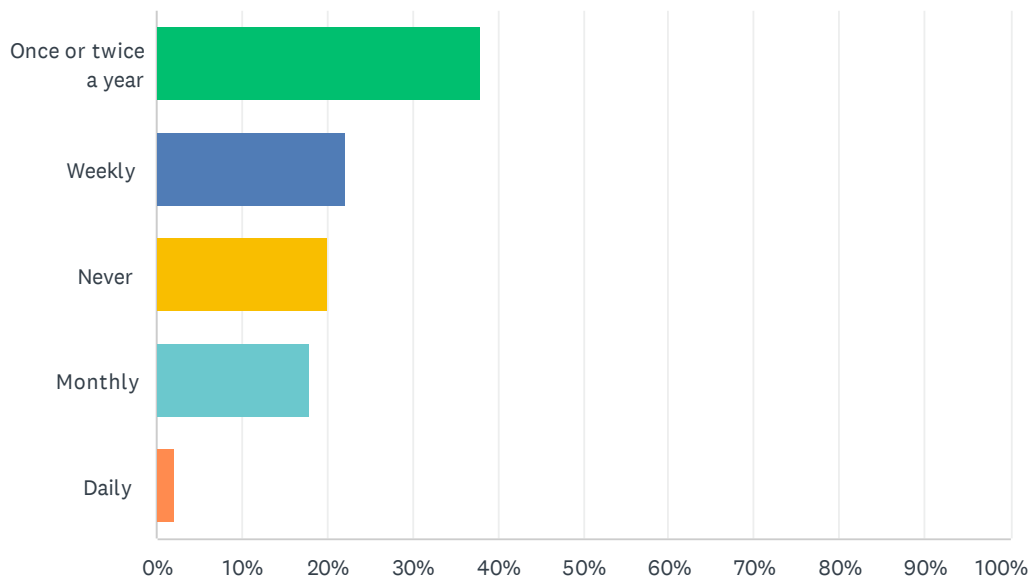
Answered: 155 Skipped: 32



ANSWER CHOICES	RESPONSES	
Once or twice a year	50.97%	79
Monthly	29.03%	45
Never	11.61%	18
Weekly	7.74%	12
Daily	0.65%	1
<b>TOTAL</b>		<b>155</b>

## Q14 How often do your child's teachers communicate with you about your child's progress?

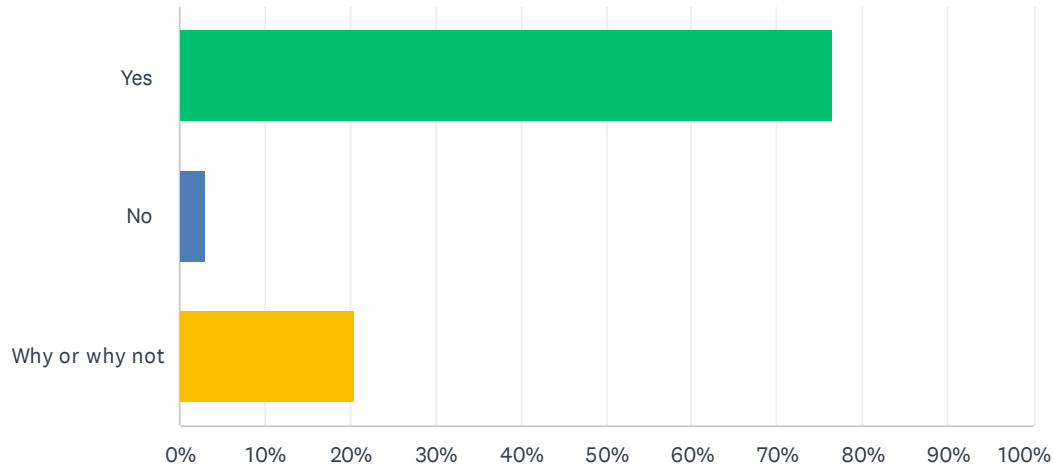
Answered: 145 Skipped: 42



ANSWER CHOICES	RESPONSES	
Once or twice a year	37.93%	55
Weekly	22.07%	32
Never	20.00%	29
Monthly	17.93%	26
Daily	2.07%	3
<b>TOTAL</b>		<b>145</b>

## Q15 Are you satisfied with the relationship and communication you currently have with your child's principal?

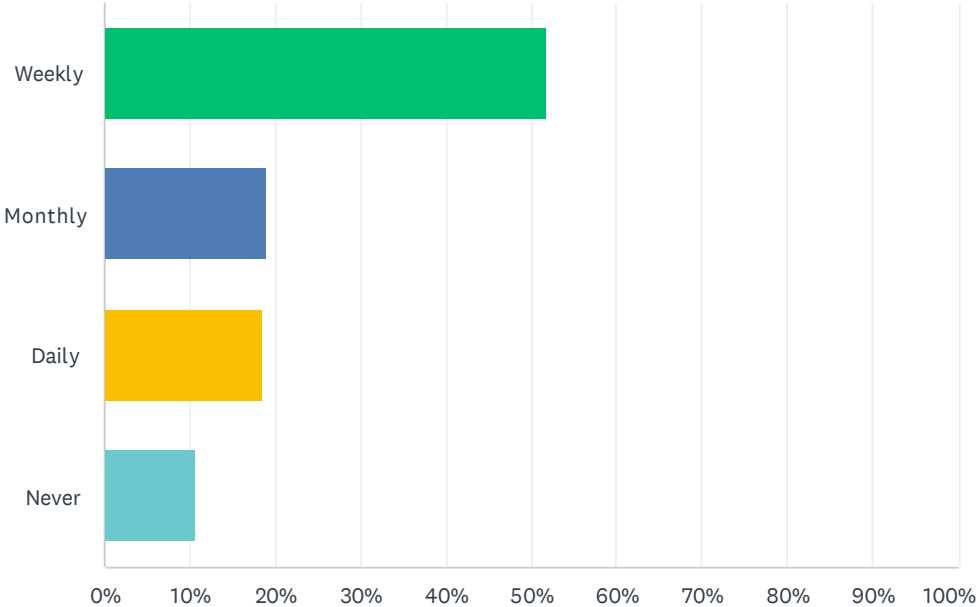
Answered: 166 Skipped: 21



ANSWER CHOICES	RESPONSES	
Yes	76.51%	127
No	3.01%	5
Why or why not	20.48%	34
<b>TOTAL</b>		<b>166</b>

### Q16 How often do you access your child's grades and attendance information through FOCUS?

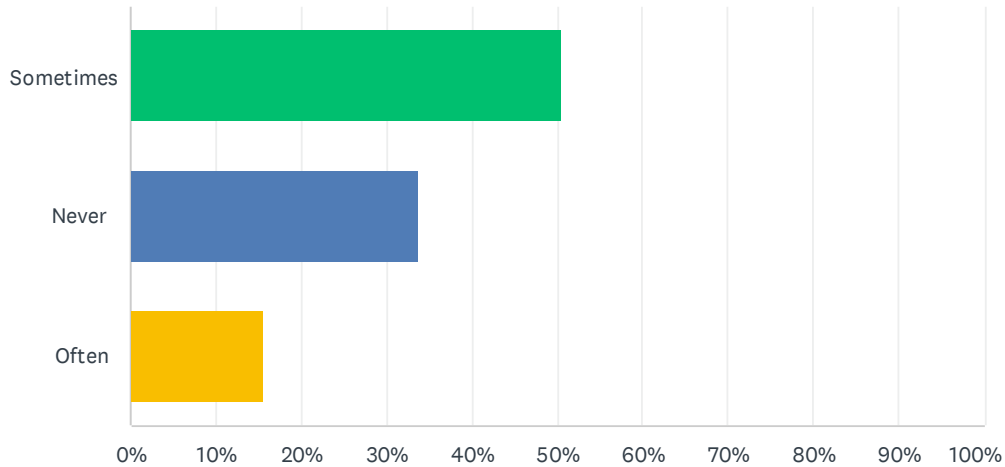
Answered: 168 Skipped: 19



ANSWER CHOICES	RESPONSES	
Weekly	51.79%	87
Monthly	19.05%	32
Daily	18.45%	31
Never	10.71%	18
<b>TOTAL</b>		<b>168</b>

### Q17 How often does your child's school or teachers provide you with information about ways you can help your child's learning at home?

Answered: 160 Skipped: 27



ANSWER CHOICES	RESPONSES
Sometimes	50.63% 81
Never	33.75% 54
Often	15.63% 25
<b>TOTAL</b>	<b>160</b>

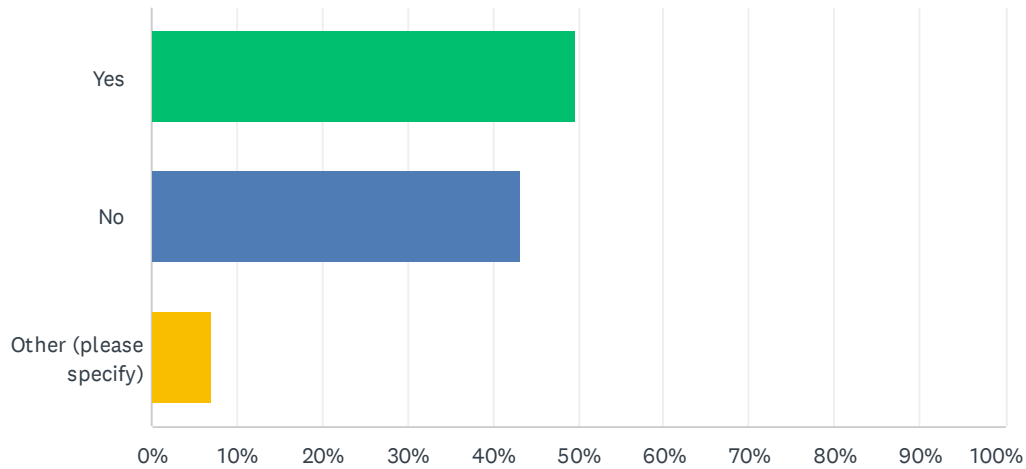
**Q18 What support do you need from the school to ensure your child's success in middle school?**

Answered: 79 Skipped: 108



### Q19 Have you been given opportunities to provide input and feedback into school decisions (school improvement, Title I services, event planning, discipline)?

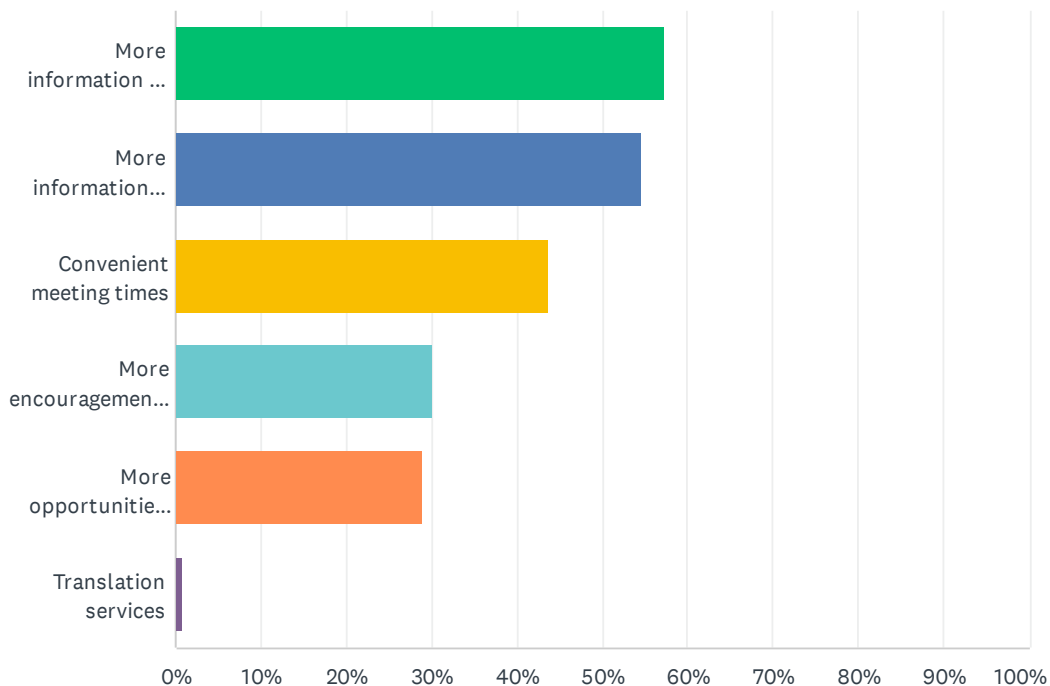
Answered: 155 Skipped: 32



ANSWER CHOICES	RESPONSES	
Yes	49.68%	77
No	43.23%	67
Other (please specify)	7.10%	11
<b>TOTAL</b>		<b>155</b>

## Q20 How could your school assist you in playing a more active role in school decision-making?

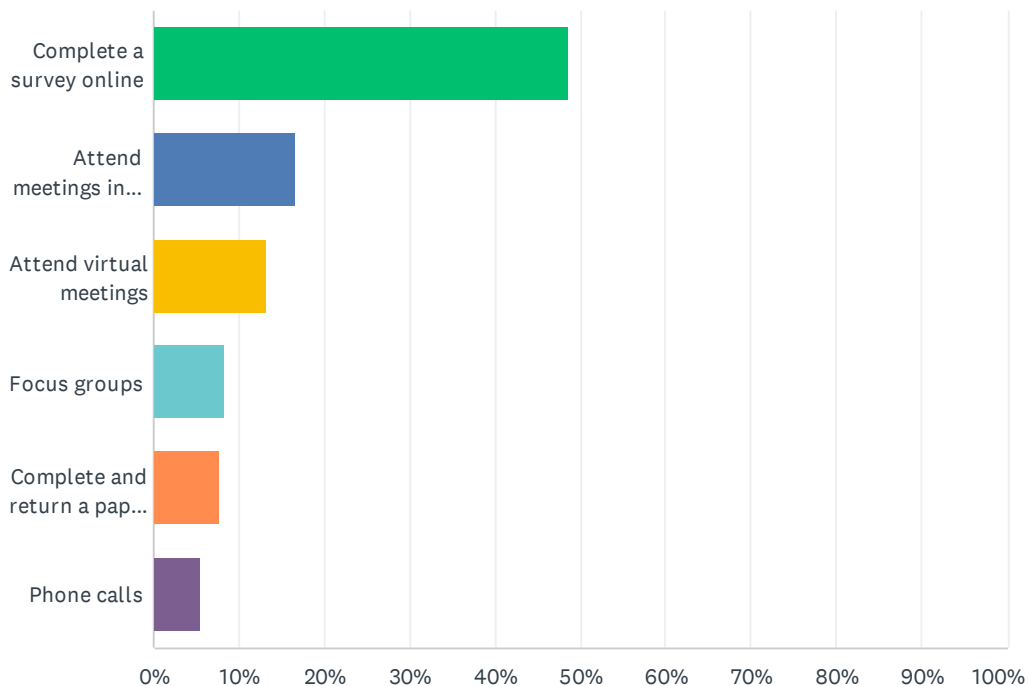
Answered: 110 Skipped: 77



ANSWER CHOICES	RESPONSES	
More information on how to become engaged	57.27%	63
More information about school issues to be addressed	54.55%	60
Convenient meeting times	43.64%	48
More encouragement from the school to become engaged	30.00%	33
More opportunities to share my opinion about school issues	29.09%	32
Translation services	0.91%	1
Total Respondents: 110		

## Q21 What is the best way for you to provide input regarding your child's school?

Answered: 144 Skipped: 43



ANSWER CHOICES	RESPONSES	
Complete a survey online	48.61%	70
Attend meetings in person	16.67%	24
Attend virtual meetings	13.19%	19
Focus groups	8.33%	12
Complete and return a paper survey	7.64%	11
Phone calls	5.56%	8
<b>TOTAL</b>		<b>144</b>

Q22 What do you feel is working well at your child's school? (This is your chance to brag about your school and share what you like about it!)

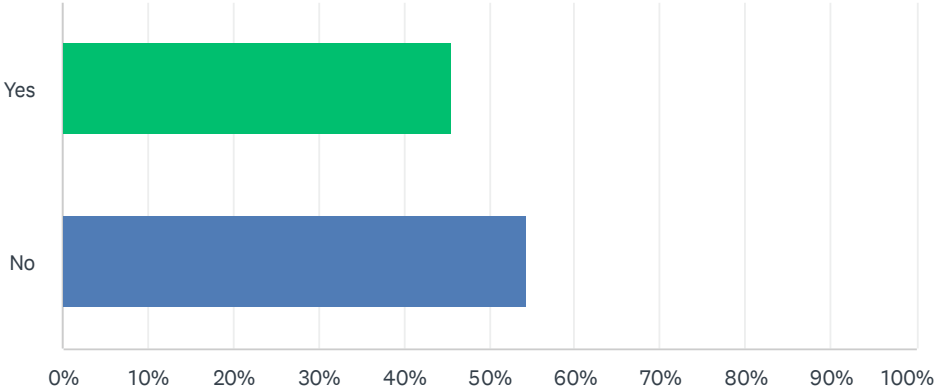
Answered: 87 Skipped: 100

Q23 What do you feel is not working, difficult, and/or needs improvement at your child's school? (This is your chance to tell us what you would like to see change.)

Answered: 80 Skipped: 107

### Q24 Are you aware of the Career and Technical Education options available to your child through Brevard Public Schools?

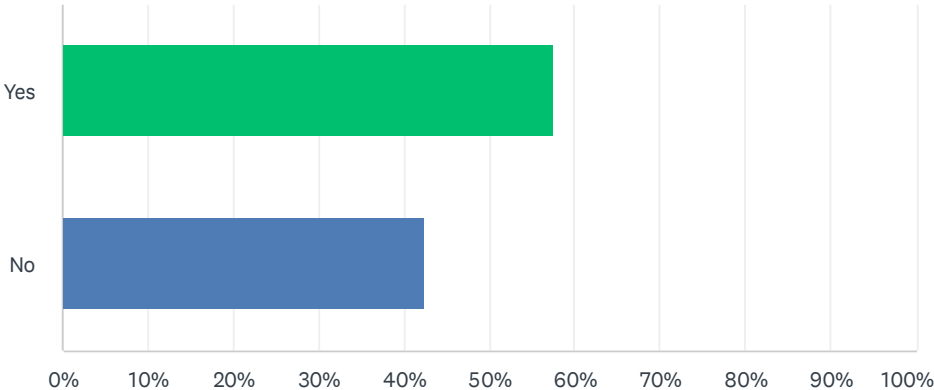
Answered: 151 Skipped: 36



ANSWER CHOICES	RESPONSES	
Yes	45.70%	69
No	54.30%	82
TOTAL		151

### Q25 Have you visited the Open Enrollment Parental Choice webpage?

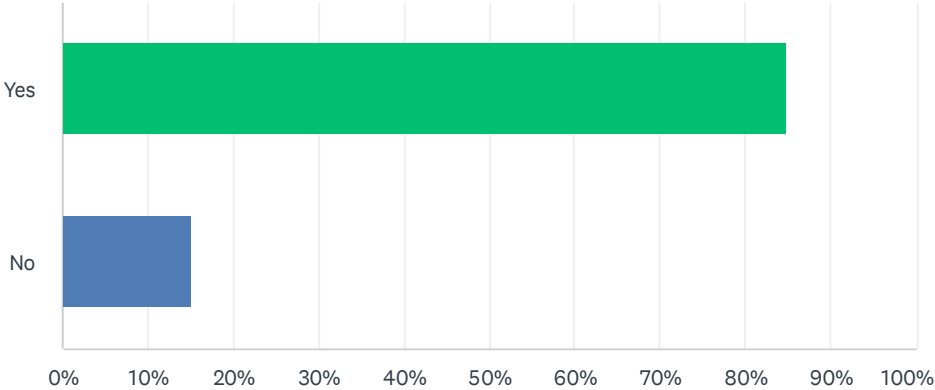
Answered: 153 Skipped: 34



ANSWER CHOICES	RESPONSES	
Yes	57.52%	88
No	42.48%	65
TOTAL		153

### Q26 Are you aware of the school enrollment choices available to your child at Brevard Public Schools?

Answered: 153 Skipped: 34

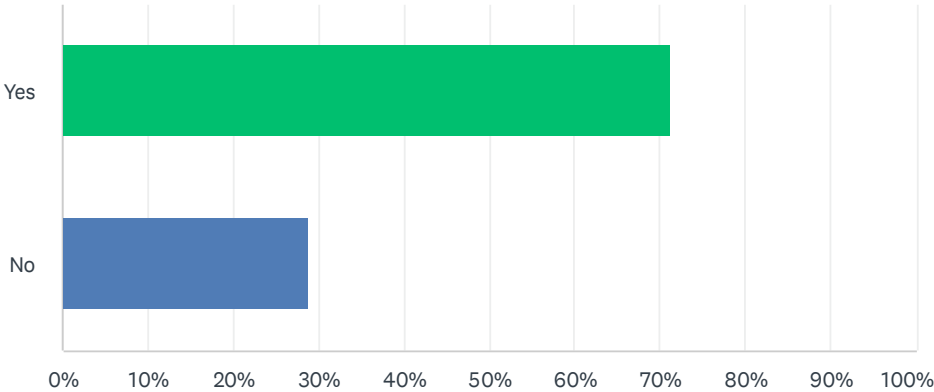


ANSWER CHOICES	RESPONSES	
Yes	84.97%	130
No	15.03%	23
TOTAL		153



### Q27 Do you use the school or district website to find information about your child's education?

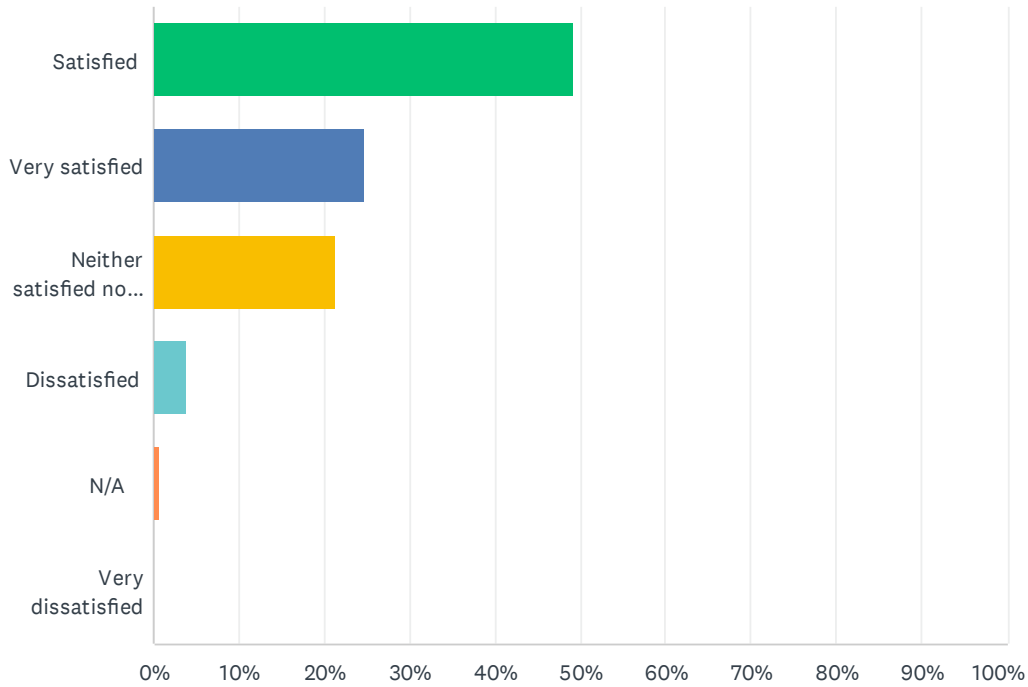
Answered: 153 Skipped: 34



ANSWER CHOICES	RESPONSES	
Yes	71.24%	109
No	28.76%	44
TOTAL		153

## Q28 Please rate your overall satisfaction with Brevard Public Schools

Answered: 154 Skipped: 33



ANSWER CHOICES	RESPONSES	
Satisfied	49.35%	76
Very satisfied	24.68%	38
Neither satisfied nor dissatisfied	21.43%	33
Dissatisfied	3.90%	6
N/A	0.65%	1
Very dissatisfied	0.00%	0
<b>TOTAL</b>		<b>154</b>