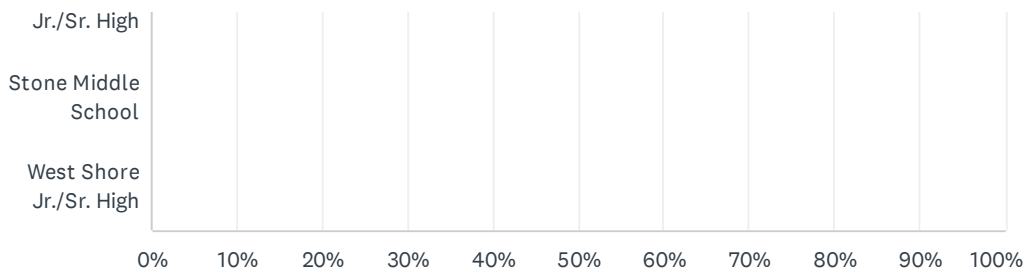


# Q1 What school does your child attend?

Answered: 151 Skipped: 0



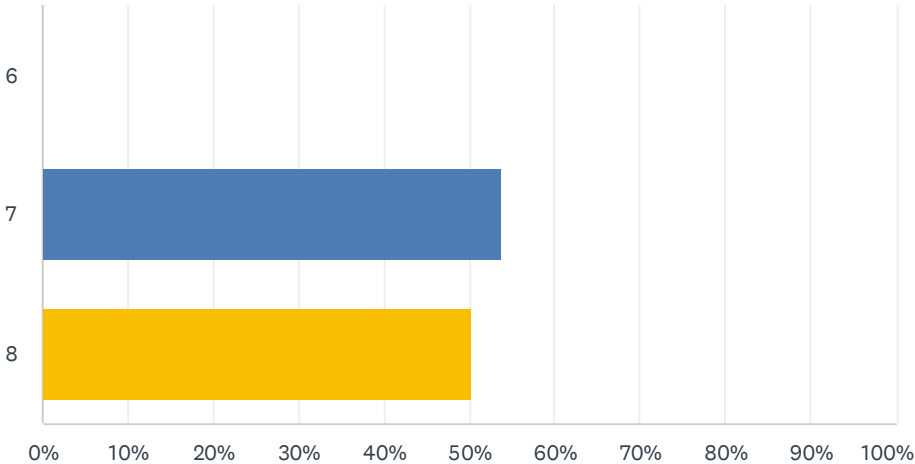
## Brevard Public Schools Middle School Parent Survey 2021-2022



ANSWER CHOICES	RESPONSES	
Brevard Virtual Instruction Program (BVIP)	0.00%	0
Central Middle School	0.00%	0
Cocoa Beach Jr./Sr. High	0.00%	0
Cocoa High	0.00%	0
DeLaura Middle School	0.00%	0
Edgewood Jr./Sr. High	0.00%	0
Fieldston Preparatory School	0.00%	0
Hoover Middle School	0.00%	0
Jackson Middle School	100.00%	151
Jefferson Middle School	0.00%	0
Johnson Middle School	0.00%	0
Kennedy Middle School	0.00%	0
Madison Middle School	0.00%	0
McNair Magnet	0.00%	0
Pathways at Gardendale (North/Central Area Alternative Center)	0.00%	0
Pathways at Pine Grove (South Area Alternative Center)	0.00%	0
Riverdale Country Day School	0.00%	0
Southwest Middle School	0.00%	0
Space Coast Jr./Sr. High	0.00%	0
Stone Middle School	0.00%	0
West Shore Jr./Sr. High	0.00%	0
<b>TOTAL</b>		<b>151</b>

## Q2 What is your child's current grade level?

Answered: 151 Skipped: 0

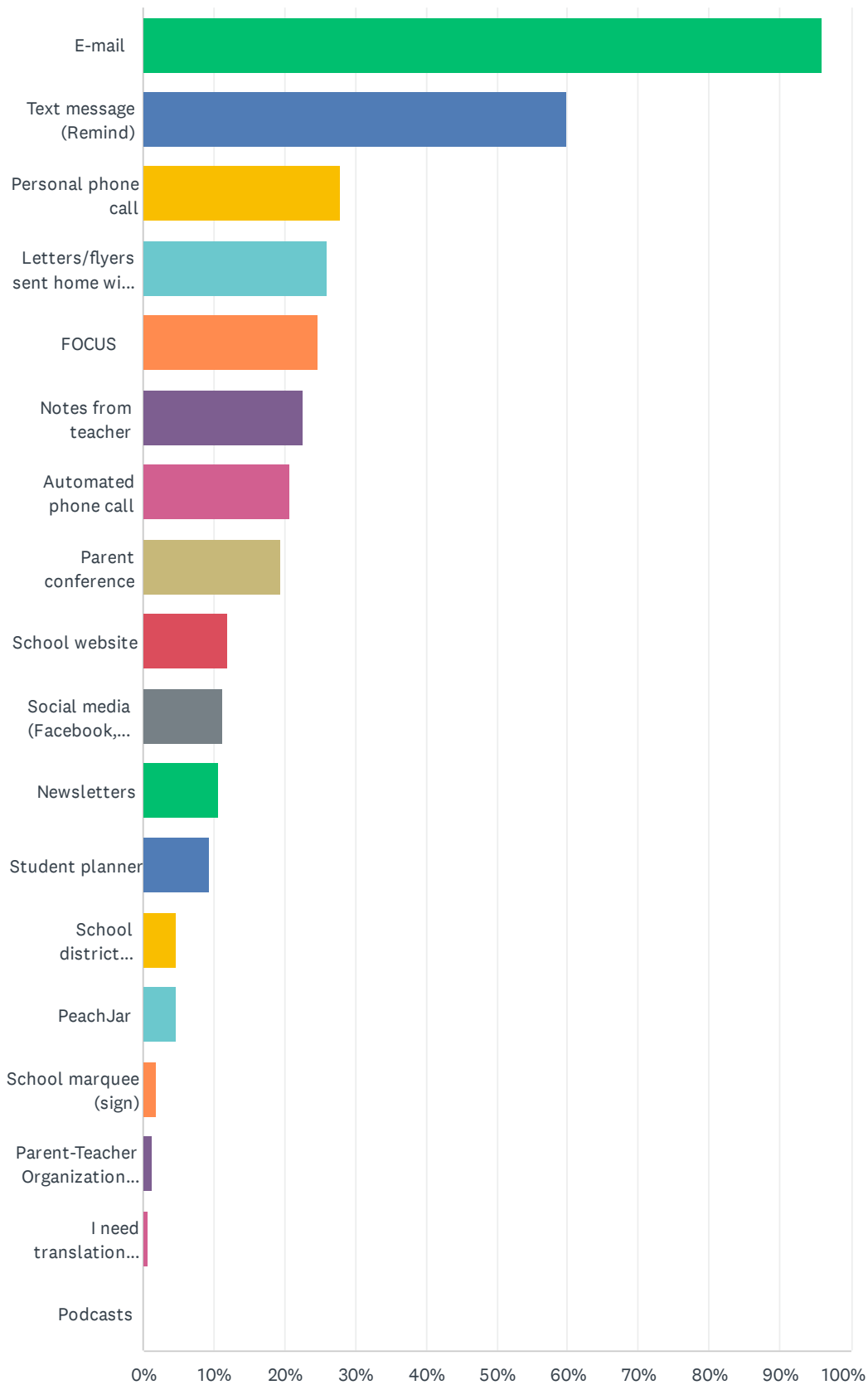


ANSWER CHOICES	RESPONSES
6	0.00% 0
7	53.64% 81
8	50.33% 76
Total Respondents: 151	

Q3 What is the best way for us to get you important information regarding school events and/or your child's progress? (check all that apply)

Answered: 150 Skipped: 1

# Brevard Public Schools Middle School Parent Survey 2021-2022

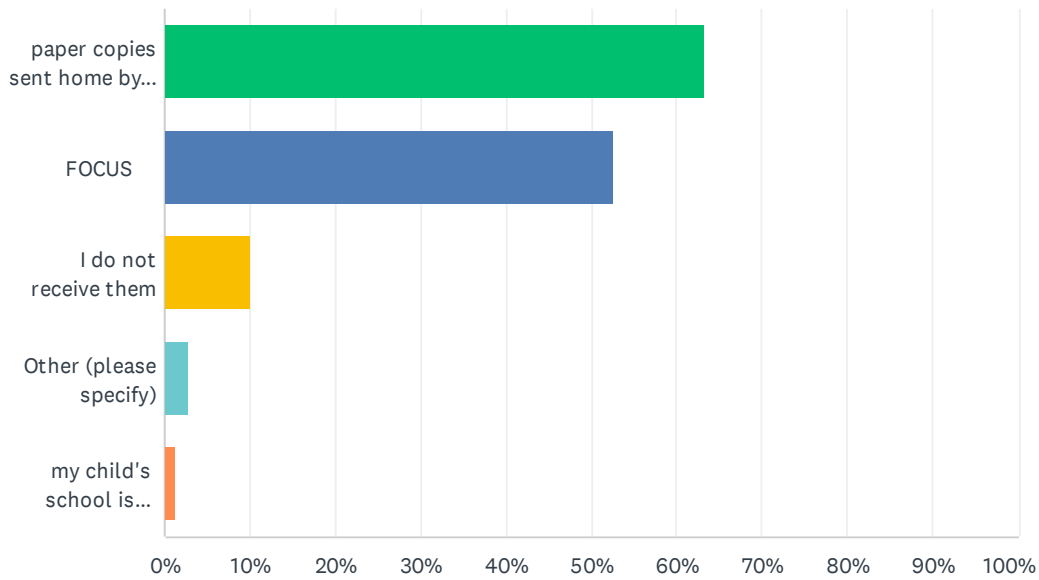


Brevard Public Schools Middle School Parent Survey 2021-2022

ANSWER CHOICES	RESPONSES	
E-mail	96.00%	144
Text message (Remind)	60.00%	90
Personal phone call	28.00%	42
Letters/flyers sent home with students	26.00%	39
FOCUS	24.67%	37
Notes from teacher	22.67%	34
Automated phone call	20.67%	31
Parent conference	19.33%	29
School website	12.00%	18
Social media (Facebook, Twitter)	11.33%	17
Newsletters	10.67%	16
Student planner	9.33%	14
School district website	4.67%	7
PeachJar	4.67%	7
School marquee (sign)	2.00%	3
Parent-Teacher Organization (PTO/PTA)	1.33%	2
I need translation assistance	0.67%	1
Podcasts	0.00%	0
Total Respondents: 150		

## Q4 How do you receive interim reports and report cards?

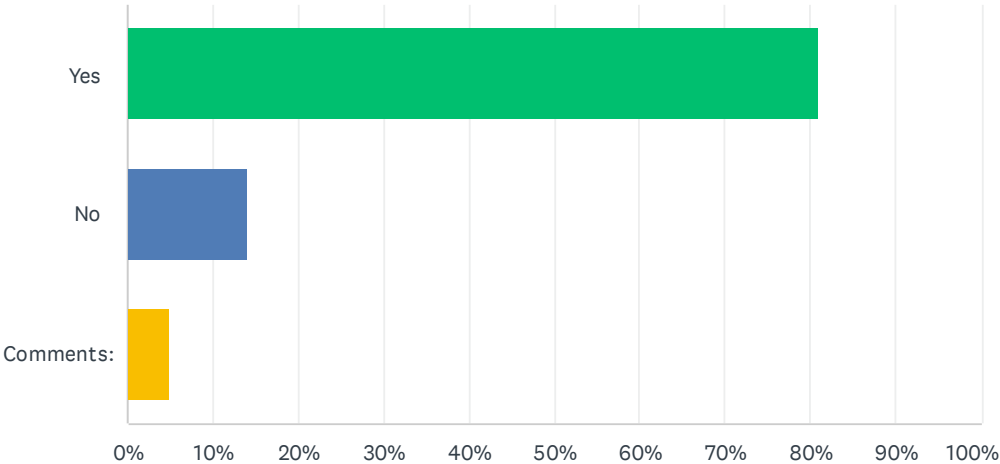
Answered: 150 Skipped: 1



ANSWER CHOICES	RESPONSES	
paper copies sent home by the school	63.33%	95
FOCUS	52.67%	79
I do not receive them	10.00%	15
Other (please specify)	2.67%	4
my child's school is paperless	1.33%	2
Total Respondents: 150		

### Q5 Do you feel welcome at your child's school?

Answered: 143 Skipped: 8

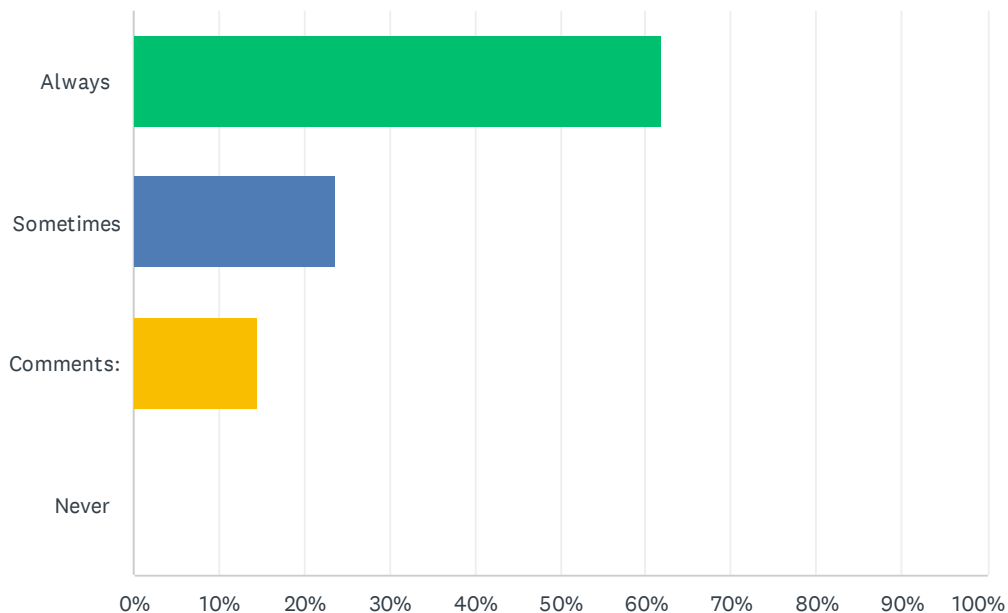


ANSWER CHOICES	RESPONSES	
Yes	81.12%	116
No	13.99%	20
Comments:	4.90%	7
<b>TOTAL</b>		<b>143</b>



## Q6 The office staff at my school is polite and is helpful in answering my questions or concerns.

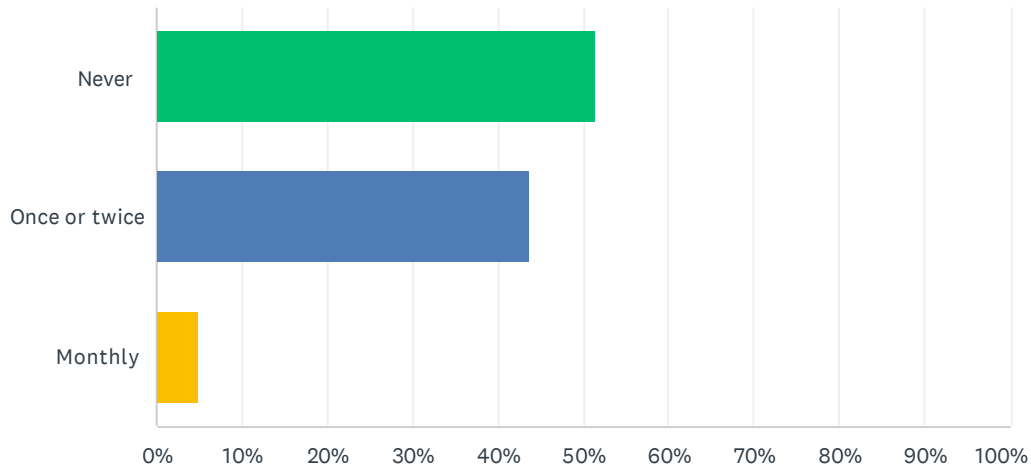
Answered: 144 Skipped: 7



ANSWER CHOICES	RESPONSES	
Always	61.81%	89
Sometimes	23.61%	34
Comments:	14.58%	21
Never	0.00%	0
<b>TOTAL</b>		<b>144</b>

### Q7 Following this year's health and safety protocols, how often did you attend a parent meeting or event at your child's school that supported your child's academic success?

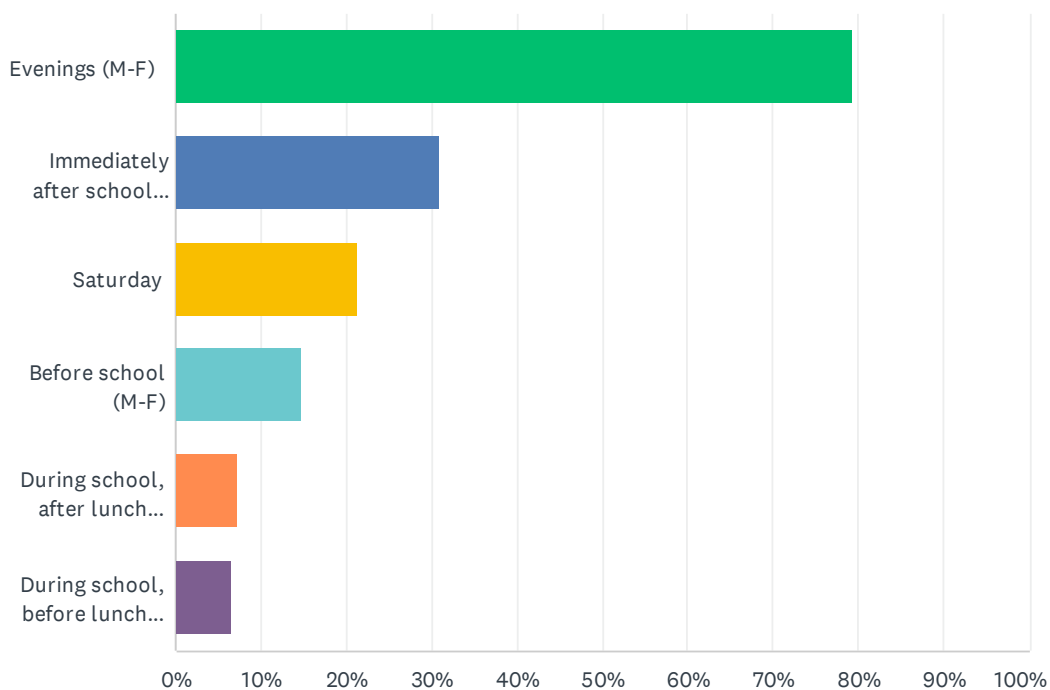
Answered: 144 Skipped: 7



ANSWER CHOICES	RESPONSES	
Never	51.39%	74
Once or twice	43.75%	63
Monthly	4.86%	7
<b>TOTAL</b>		<b>144</b>

## Q8 When is the best time for you to attend a school event for families?

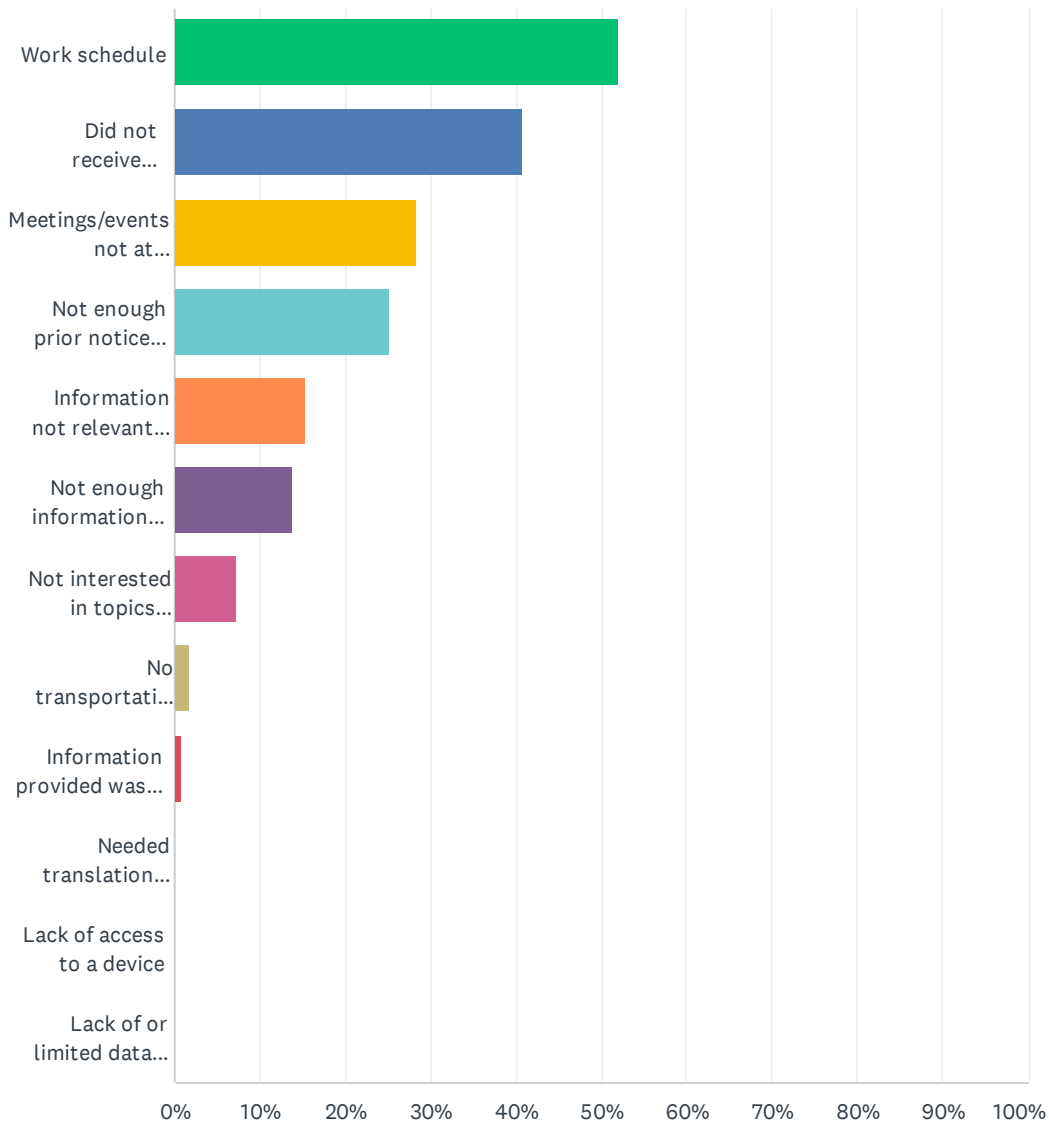
Answered: 136 Skipped: 15



ANSWER CHOICES	RESPONSES	
Evenings (M-F)	79.41%	108
Immediately after school (M-F)	30.88%	42
Saturday	21.32%	29
Before school (M-F)	14.71%	20
During school, after lunch (M-F)	7.35%	10
During school, before lunch (M-F)	6.62%	9
Total Respondents: 136		

### Q9 If you were unable to attend informational meetings or academic events, please share why. (Check all that apply)

Answered: 123 Skipped: 28



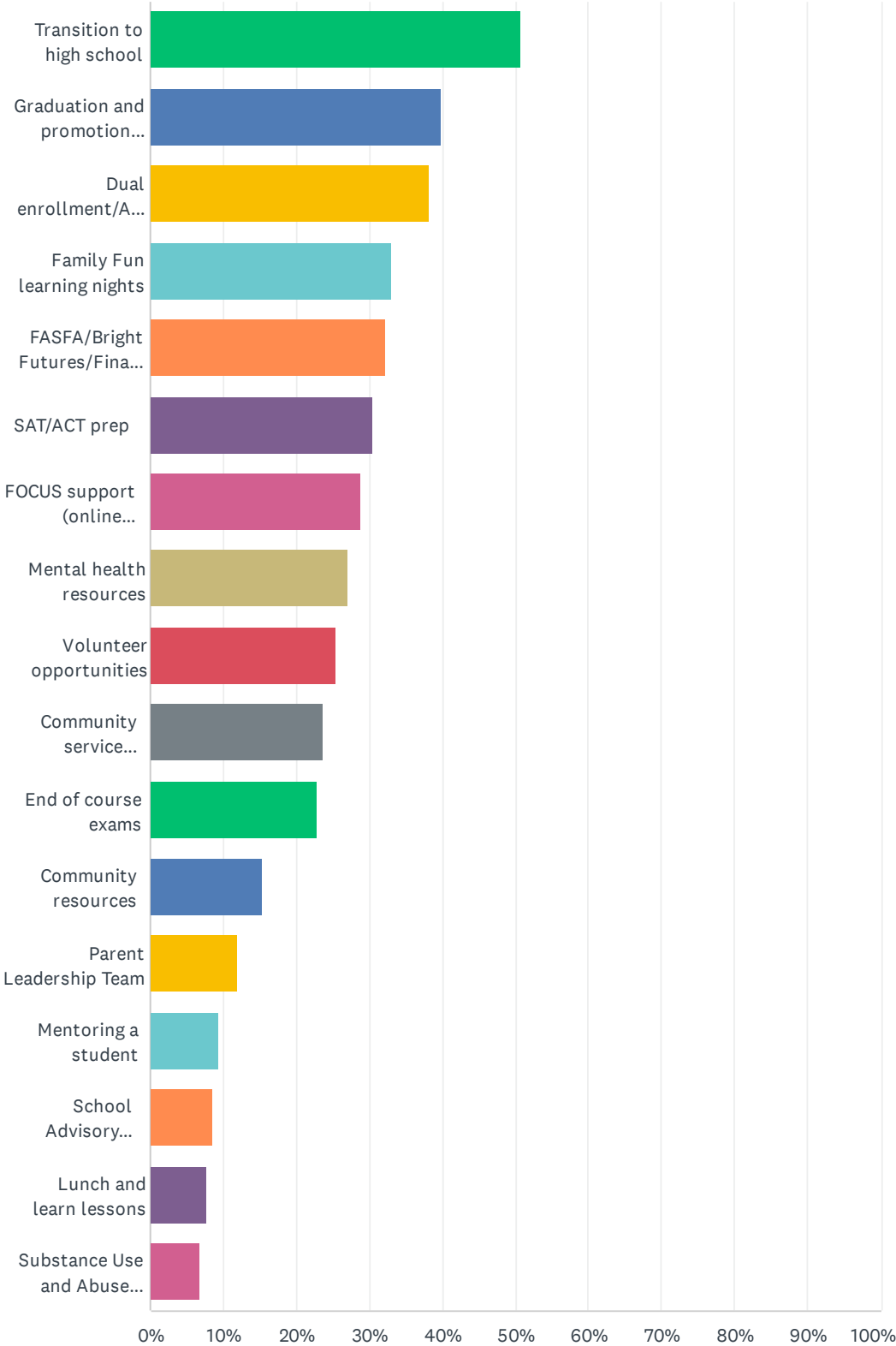
Brevard Public Schools Middle School Parent Survey 2021-2022

ANSWER CHOICES	RESPONSES	
Work schedule	52.03%	64
Did not receive information about meetings/events	40.65%	50
Meetings/events not at convenient times	28.46%	35
Not enough prior notice provided	25.20%	31
Information not relevant to me/my child	15.45%	19
Not enough information provided	13.82%	17
Not interested in topics presented	7.32%	9
No transportation to get to meetings/events	1.63%	2
Information provided was difficult to understand	0.81%	1
Needed translation services	0.00%	0
Lack of access to a device	0.00%	0
Lack of or limited data plan	0.00%	0
Total Respondents: 123		

**Q10 Which of the following informational meetings and activities would you be interested in participating in or attending? (Check all that apply)**

Answered: 118 Skipped: 33

Brevard Public Schools Middle School Parent Survey 2021-2022



Brevard Public Schools Middle School Parent Survey 2021-2022

ANSWER CHOICES	RESPONSES	
Transition to high school	50.85%	60
Graduation and promotion requirements	39.83%	47
Dual enrollment/Advanced Placement courses	38.14%	45
Family Fun learning nights	33.05%	39
FASFA/Bright Futures/Financial aid options	32.20%	38
SAT/ACT prep	30.51%	36
FOCUS support (online gradebook, absences and teacher webpages)	28.81%	34
Mental health resources	27.12%	32
Volunteer opportunities	25.42%	30
Community service projects with staff/students	23.73%	28
End of course exams	22.88%	27
Community resources	15.25%	18
Parent Leadership Team	11.86%	14
Mentoring a student	9.32%	11
School Advisory Council (SAC) or Parent Teacher Organization (PTO)	8.47%	10
Lunch and learn lessons	7.63%	9
Substance Use and Abuse (alcohol, street drugs, vaping, prescription drugs)	6.78%	8
Total Respondents: 118		

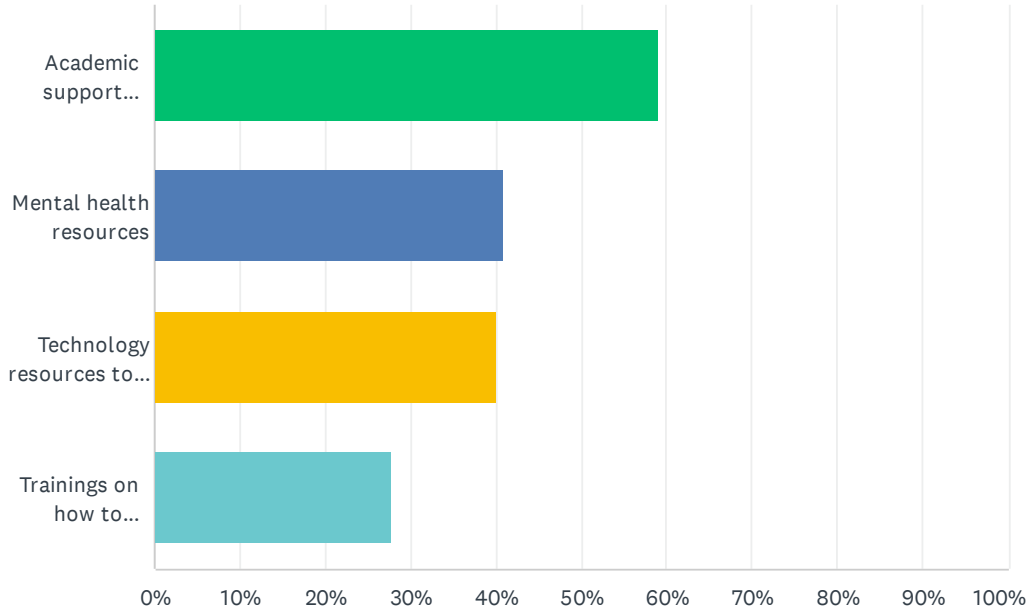


## Q11 In what ways can family engagement be strengthened at your child's school?

Answered: 64 Skipped: 87

## Q12 What types of family engagement resources would you use if they were provided at your school?

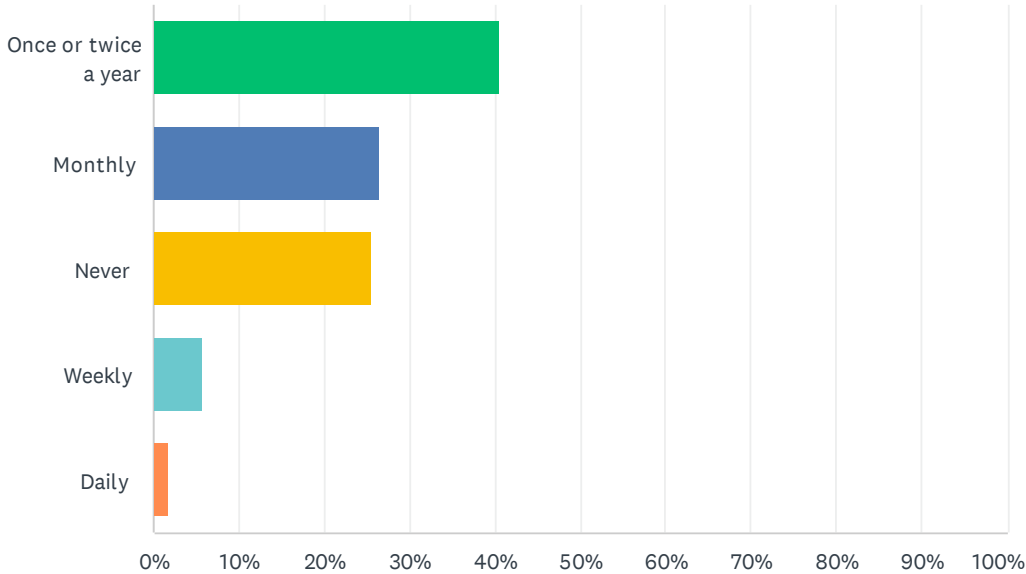
Answered: 105 Skipped: 46



ANSWER CHOICES	RESPONSES	
Academic support materials for families to use at home	59.05%	62
Mental health resources	40.95%	43
Technology resources to support learning at home	40.00%	42
Trainings on how to participate in school decision-making committees	27.62%	29
Total Respondents: 105		

### Q13 How often do you communicate with your child's teachers?

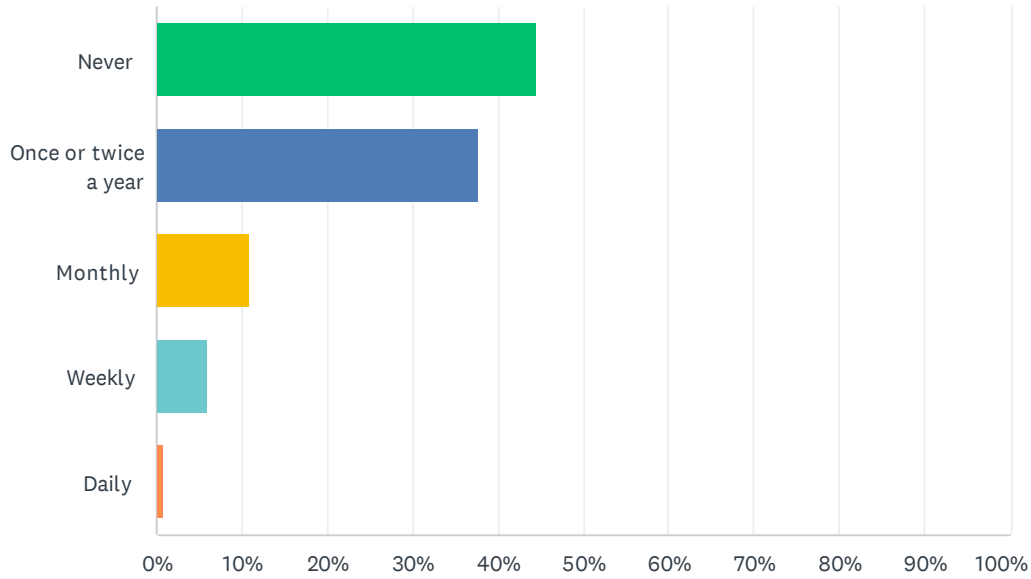
Answered: 121 Skipped: 30



ANSWER CHOICES	RESPONSES	
Once or twice a year	40.50%	49
Monthly	26.45%	32
Never	25.62%	31
Weekly	5.79%	7
Daily	1.65%	2
<b>TOTAL</b>		<b>121</b>

## Q14 How often do your child's teachers communicate with you about your child's progress?

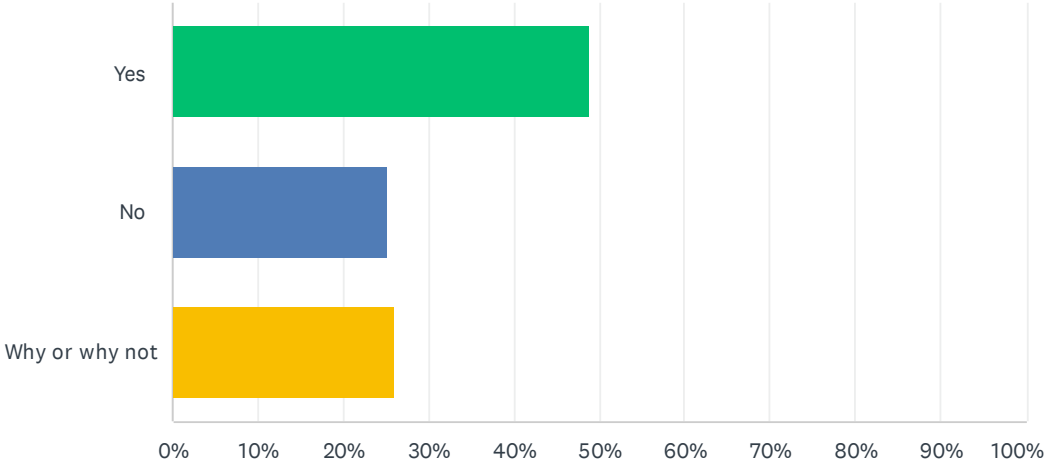
Answered: 119 Skipped: 32



ANSWER CHOICES	RESPONSES	
Never	44.54%	53
Once or twice a year	37.82%	45
Monthly	10.92%	13
Weekly	5.88%	7
Daily	0.84%	1
<b>TOTAL</b>		<b>119</b>

### Q15 Are you satisfied with the relationship and communication you currently have with your child’s principal?

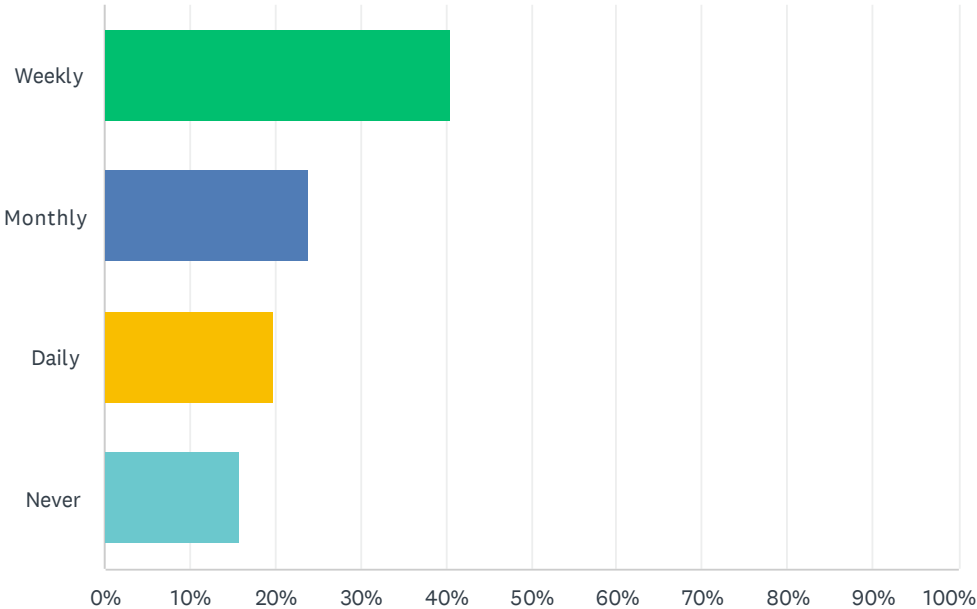
Answered: 127 Skipped: 24



ANSWER CHOICES	RESPONSES	
Yes	48.82%	62
No	25.20%	32
Why or why not	25.98%	33
<b>TOTAL</b>		<b>127</b>

### Q16 How often do you access your child's grades and attendance information through FOCUS?

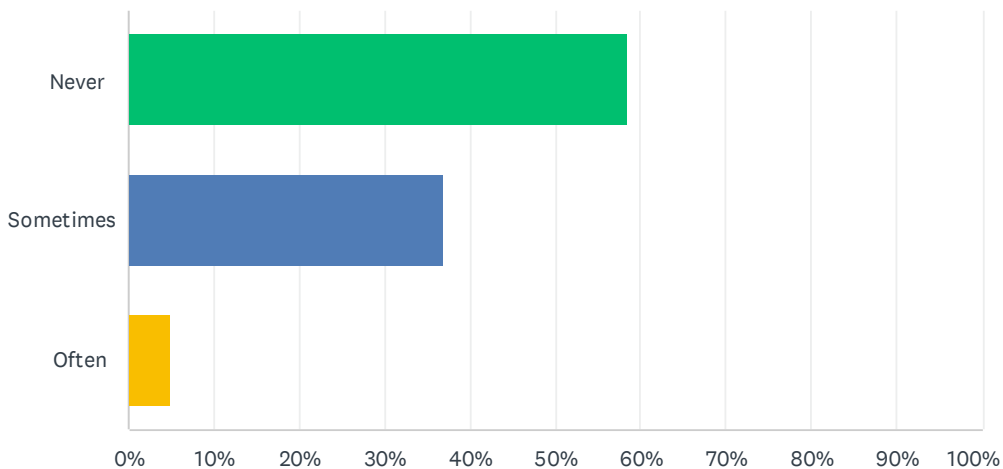
Answered: 126 Skipped: 25



ANSWER CHOICES	RESPONSES	
Weekly	40.48%	51
Monthly	23.81%	30
Daily	19.84%	25
Never	15.87%	20
<b>TOTAL</b>		<b>126</b>

### Q17 How often does your child's school or teachers provide you with information about ways you can help your child's learning at home?

Answered: 125 Skipped: 26



ANSWER CHOICES	RESPONSES	
Never	58.40%	73
Sometimes	36.80%	46
Often	4.80%	6
<b>TOTAL</b>		<b>125</b>

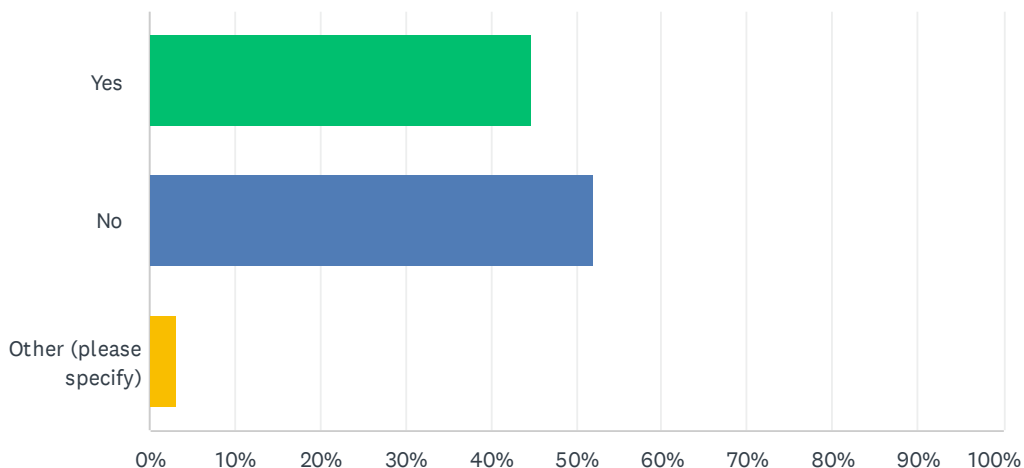
**Q18 What support do you need from the school to ensure your child's success in middle school?**

Answered: 88 Skipped: 63



### Q19 Have you been given opportunities to provide input and feedback into school decisions (school improvement, Title I services, event planning, discipline)?

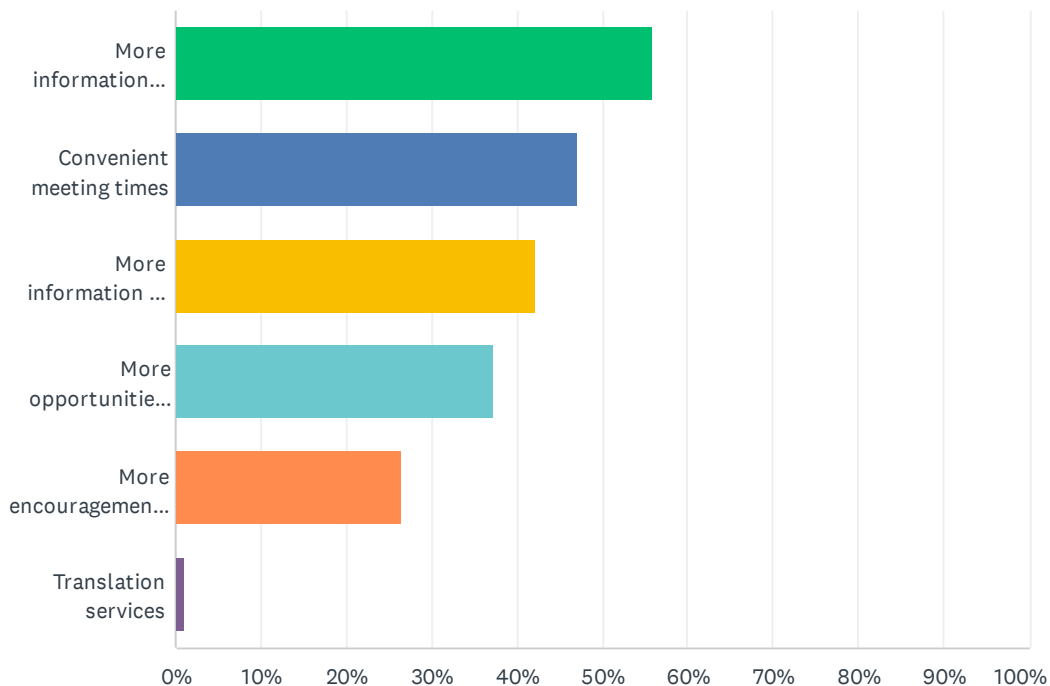
Answered: 125 Skipped: 26



ANSWER CHOICES	RESPONSES	
Yes	44.80%	56
No	52.00%	65
Other (please specify)	3.20%	4
<b>TOTAL</b>		<b>125</b>

## Q20 How could your school assist you in playing a more active role in school decision-making?

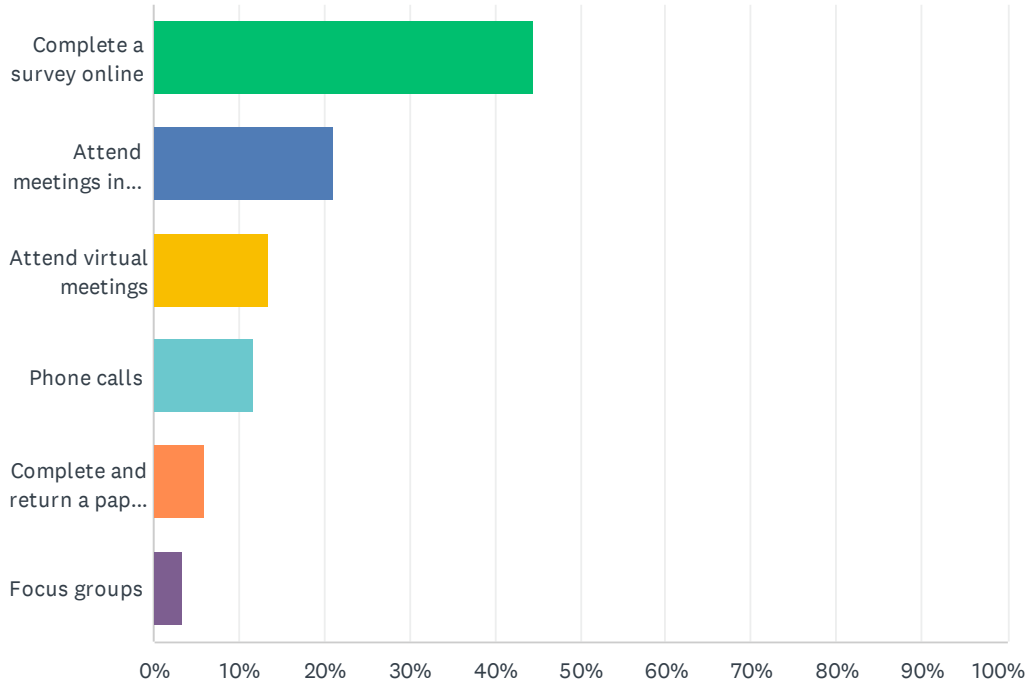
Answered: 102 Skipped: 49



ANSWER CHOICES	RESPONSES	
More information about school issues to be addressed	55.88%	57
Convenient meeting times	47.06%	48
More information on how to become engaged	42.16%	43
More opportunities to share my opinion about school issues	37.25%	38
More encouragement from the school to become engaged	26.47%	27
Translation services	0.98%	1
Total Respondents: 102		

## Q21 What is the best way for you to provide input regarding your child's school?

Answered: 119 Skipped: 32



ANSWER CHOICES	RESPONSES	
Complete a survey online	44.54%	53
Attend meetings in person	21.01%	25
Attend virtual meetings	13.45%	16
Phone calls	11.76%	14
Complete and return a paper survey	5.88%	7
Focus groups	3.36%	4
<b>TOTAL</b>		<b>119</b>

Q22 What do you feel is working well at your child's school? (This is your chance to brag about your school and share what you like about it!)

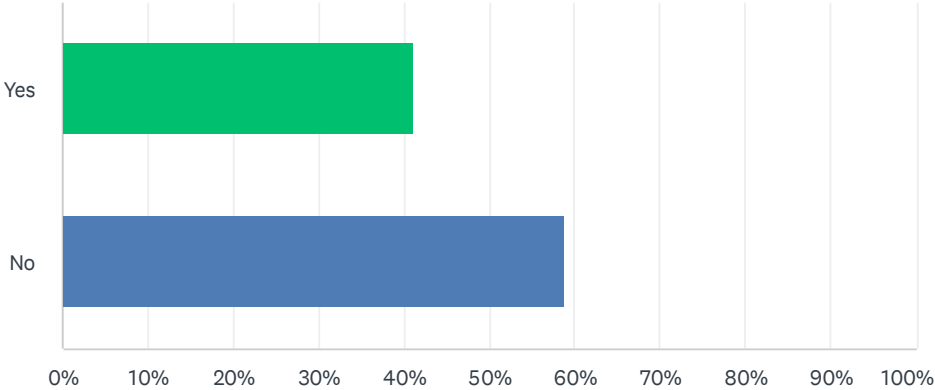
Answered: 71 Skipped: 80

Q23 What do you feel is not working, difficult, and/or needs improvement at your child's school? (This is your chance to tell us what you would like to see change.)

Answered: 79 Skipped: 72

### Q24 Are you aware of the Career and Technical Education options available to your child through Brevard Public Schools?

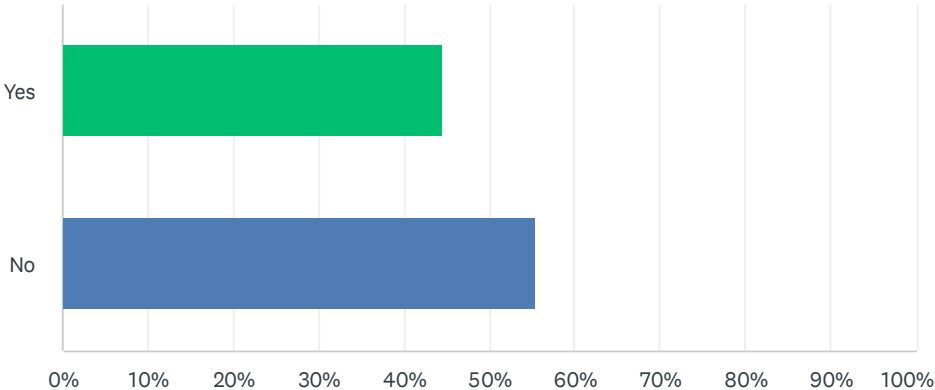
Answered: 119 Skipped: 32



ANSWER CHOICES	RESPONSES	
Yes	41.18%	49
No	58.82%	70
TOTAL		119

### Q25 Have you visited the Open Enrollment Parental Choice webpage?

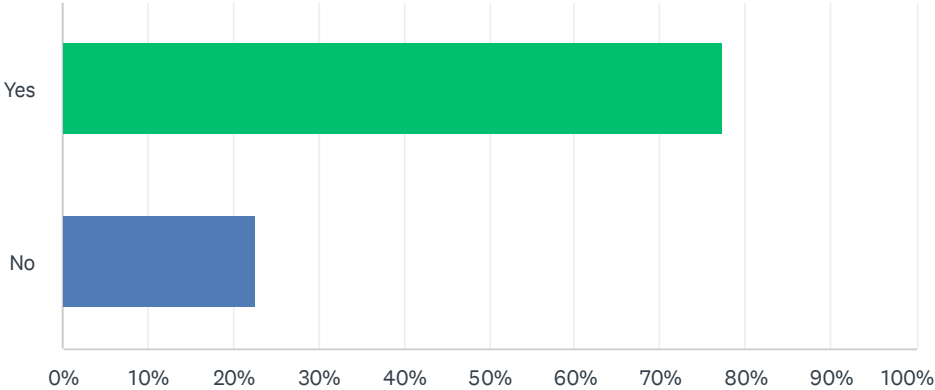
Answered: 119 Skipped: 32



ANSWER CHOICES	RESPONSES	
Yes	44.54%	53
No	55.46%	66
TOTAL		119

### Q26 Are you aware of the school enrollment choices available to your child at Brevard Public Schools?

Answered: 119 Skipped: 32

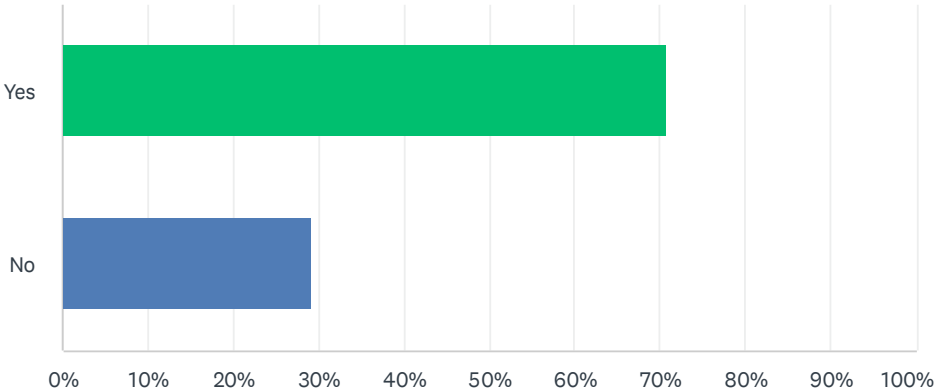


ANSWER CHOICES	RESPONSES	
Yes	77.31%	92
No	22.69%	27
TOTAL		119



### Q27 Do you use the school or district website to find information about your child's education?

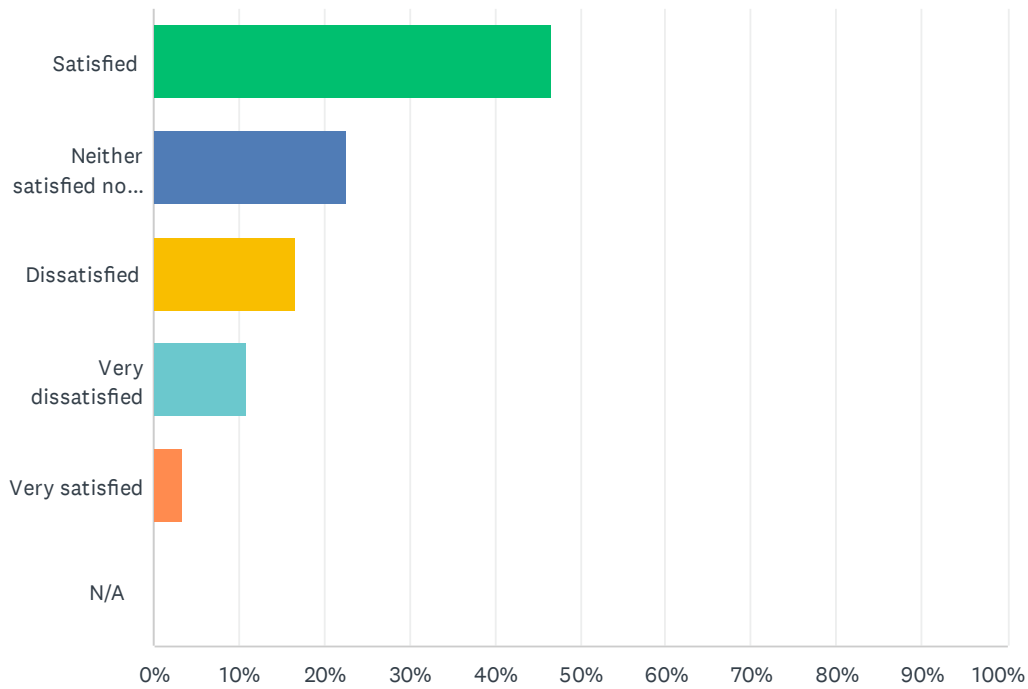
Answered: 120 Skipped: 31



ANSWER CHOICES	RESPONSES	
Yes	70.83%	85
No	29.17%	35
TOTAL		120

## Q28 Please rate your overall satisfaction with Brevard Public Schools

Answered: 120 Skipped: 31



ANSWER CHOICES	RESPONSES	
Satisfied	46.67%	56
Neither satisfied nor dissatisfied	22.50%	27
Dissatisfied	16.67%	20
Very dissatisfied	10.83%	13
Very satisfied	3.33%	4
N/A	0.00%	0
<b>TOTAL</b>		<b>120</b>