
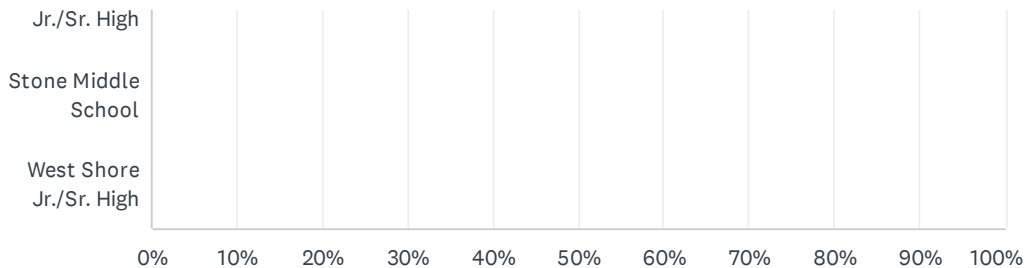


Q1 What school does your child attend?

Answered: 269 Skipped: 0



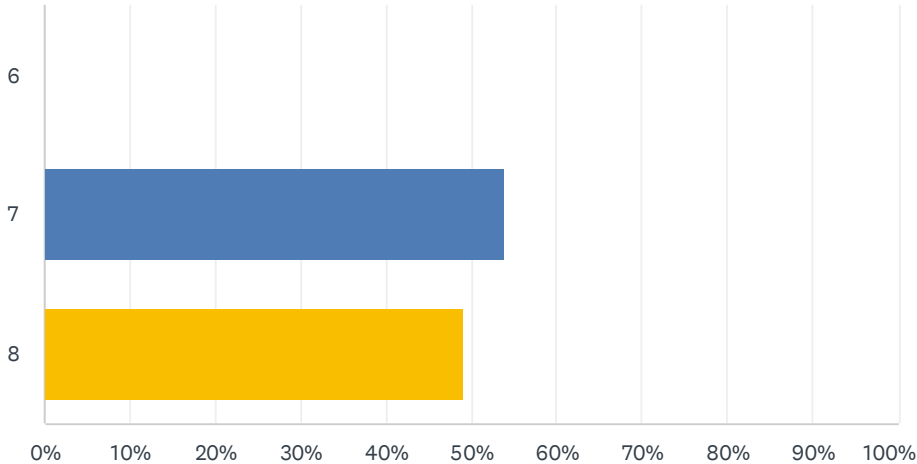
Brevard Public Schools Middle School Parent Survey 2021-2022



ANSWER CHOICES	RESPONSES	
Brevard Virtual Instruction Program (BVIP)	0.00%	0
Central Middle School	0.00%	0
Cocoa Beach Jr./Sr. High	0.00%	0
Cocoa High	0.00%	0
DeLaura Middle School	0.00%	0
Edgewood Jr./Sr. High	0.00%	0
Fieldston Preparatory School	0.00%	0
Hoover Middle School	0.00%	0
Jackson Middle School	0.00%	0
Jefferson Middle School	100.00%	269
Johnson Middle School	0.00%	0
Kennedy Middle School	0.00%	0
Madison Middle School	0.00%	0
McNair Magnet	0.00%	0
Pathways at Gardendale (North/Central Area Alternative Center)	0.00%	0
Pathways at Pine Grove (South Area Alternative Center)	0.00%	0
Riverdale Country Day School	0.00%	0
Southwest Middle School	0.00%	0
Space Coast Jr./Sr. High	0.00%	0
Stone Middle School	0.00%	0
West Shore Jr./Sr. High	0.00%	0
TOTAL		269

Q2 What is your child's current grade level?

Answered: 269 Skipped: 0

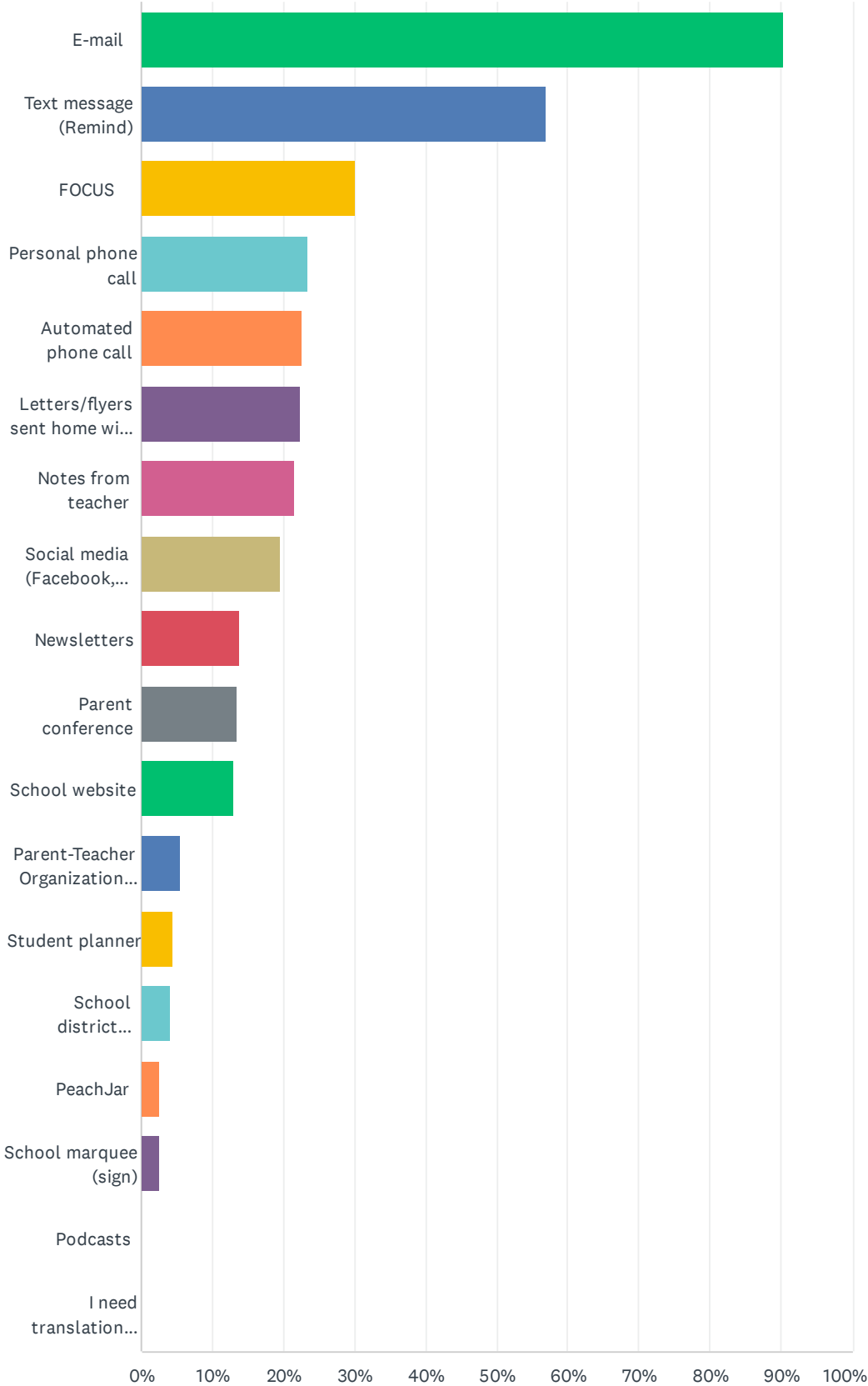


ANSWER CHOICES	RESPONSES
6	0.00% 0
7	53.90% 145
8	49.07% 132
Total Respondents: 269	

Q3 What is the best way for us to get you important information regarding school events and/or your child's progress? (check all that apply)

Answered: 269 Skipped: 0

Brevard Public Schools Middle School Parent Survey 2021-2022

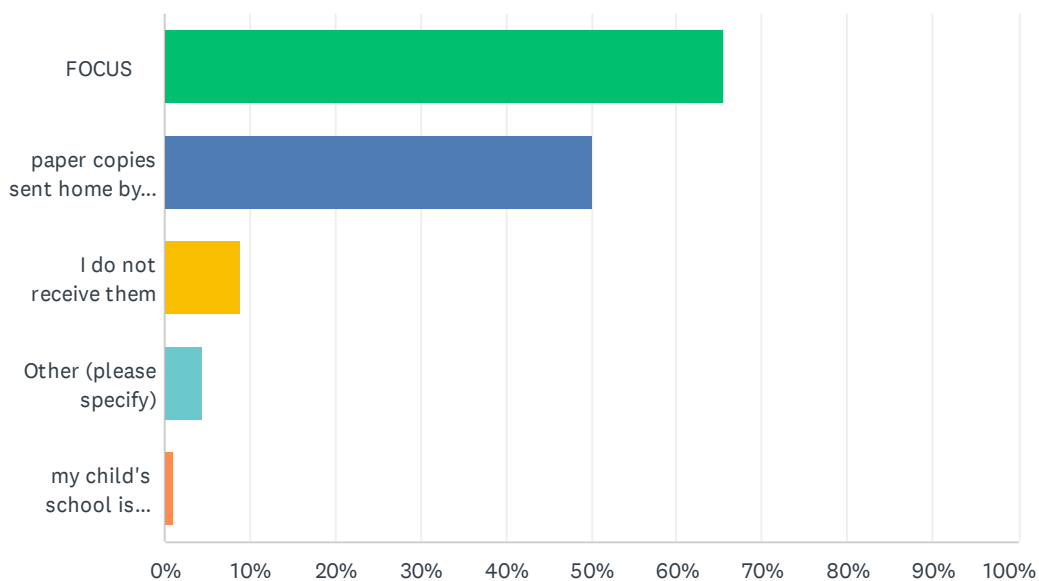


Brevard Public Schools Middle School Parent Survey 2021-2022

ANSWER CHOICES	RESPONSES	
E-mail	90.33%	243
Text message (Remind)	56.88%	153
FOCUS	30.11%	81
Personal phone call	23.42%	63
Automated phone call	22.68%	61
Letters/flyers sent home with students	22.30%	60
Notes from teacher	21.56%	58
Social media (Facebook, Twitter)	19.70%	53
Newsletters	13.75%	37
Parent conference	13.38%	36
School website	13.01%	35
Parent-Teacher Organization (PTO/PTA)	5.58%	15
Student planner	4.46%	12
School district website	4.09%	11
PeachJar	2.60%	7
School marquee (sign)	2.60%	7
Podcasts	0.00%	0
I need translation assistance	0.00%	0
Total Respondents: 269		

Q4 How do you receive interim reports and report cards?

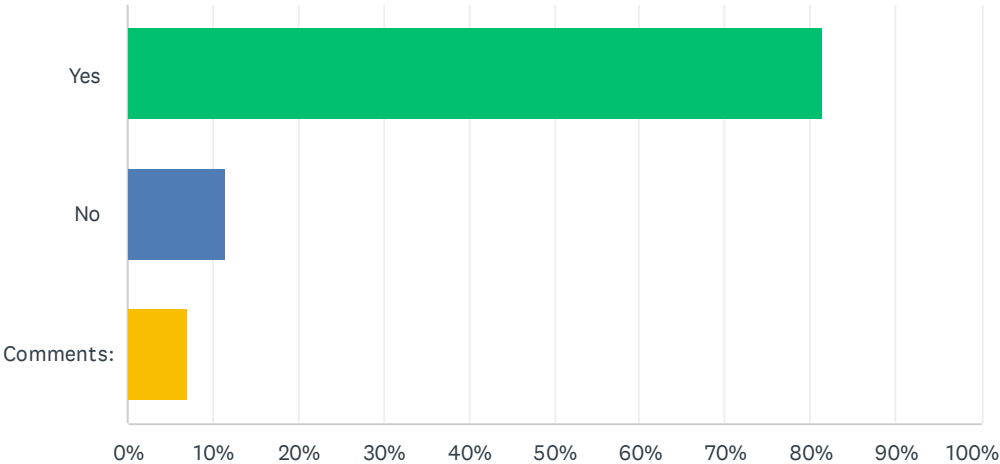
Answered: 269 Skipped: 0



ANSWER CHOICES	RESPONSES	
FOCUS	65.43%	176
paper copies sent home by the school	50.19%	135
I do not receive them	8.92%	24
Other (please specify)	4.46%	12
my child's school is paperless	1.12%	3
Total Respondents: 269		

Q5 Do you feel welcome at your child's school?

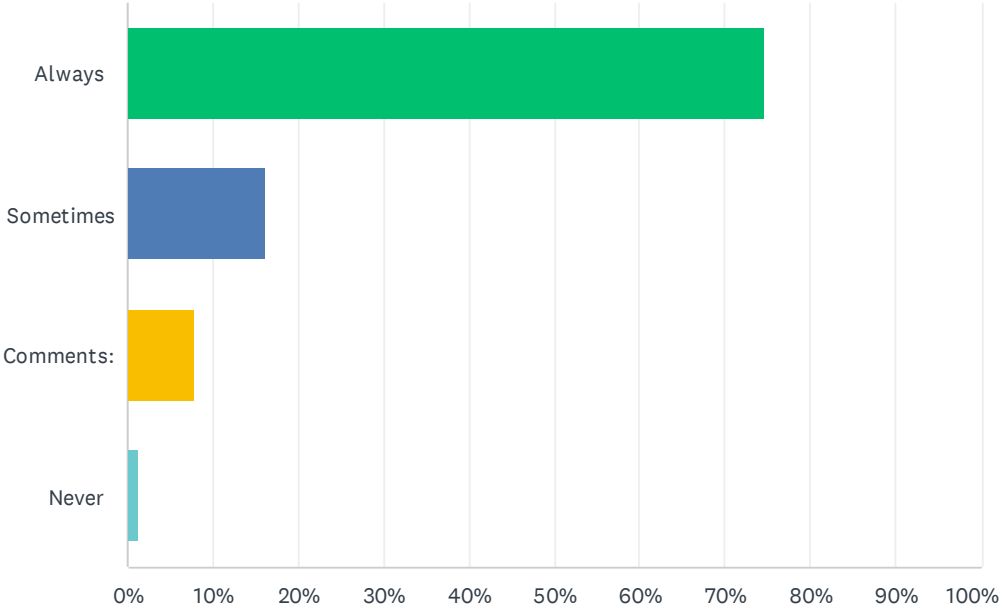
Answered: 252 Skipped: 17



ANSWER CHOICES	RESPONSES
Yes	81.35% 205
No	11.51% 29
Comments:	7.14% 18
TOTAL	252

Q6 The office staff at my school is polite and is helpful in answering my questions or concerns.

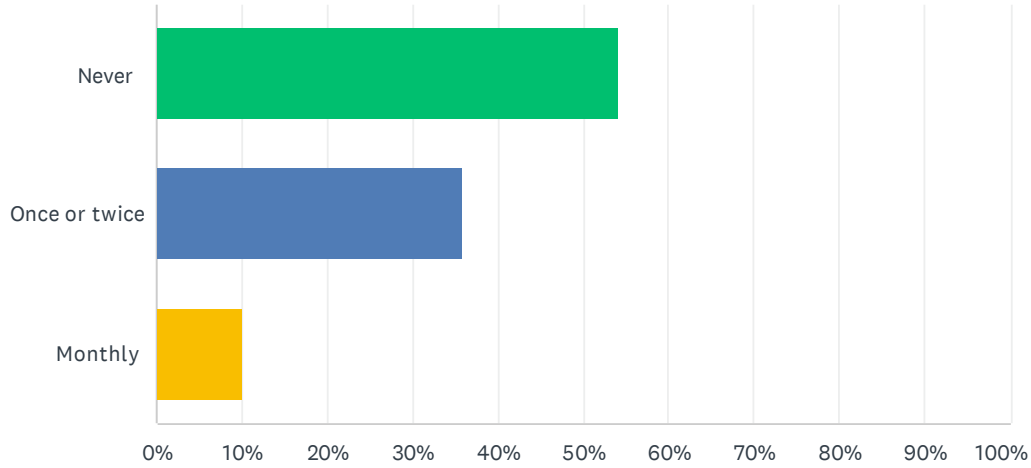
Answered: 252 Skipped: 17



ANSWER CHOICES	RESPONSES	
Always	74.60%	188
Sometimes	16.27%	41
Comments:	7.94%	20
Never	1.19%	3
TOTAL		252

Q7 Following this year's health and safety protocols, how often did you attend a parent meeting or event at your child's school that supported your child's academic success?

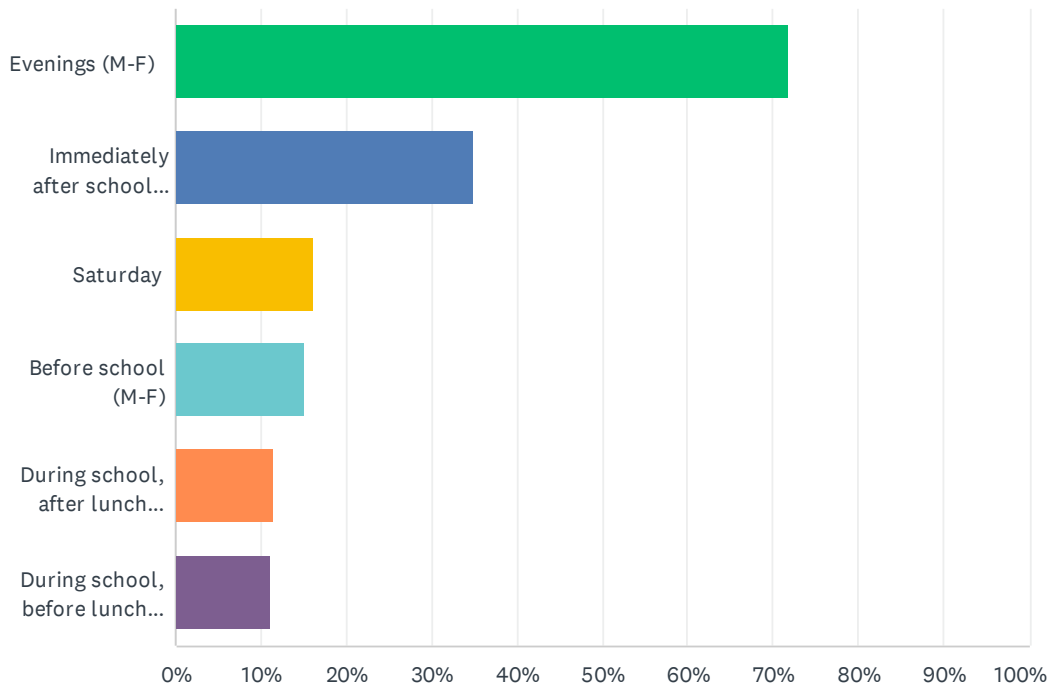
Answered: 251 Skipped: 18



ANSWER CHOICES	RESPONSES	
Never	54.18%	136
Once or twice	35.86%	90
Monthly	9.96%	25
TOTAL		251

Q8 When is the best time for you to attend a school event for families?

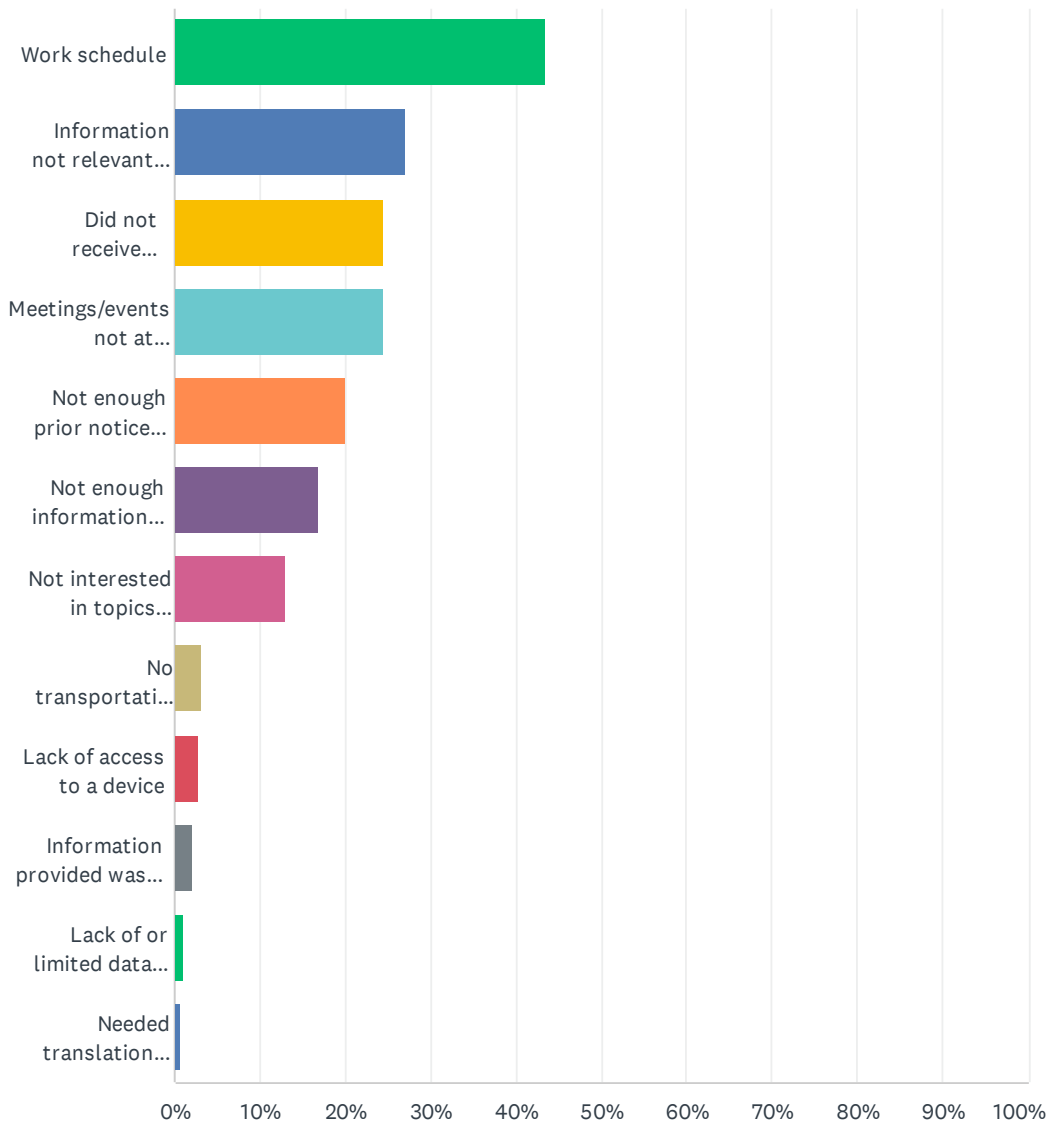
Answered: 252 Skipped: 17



ANSWER CHOICES	RESPONSES	
Evenings (M-F)	71.83%	181
Immediately after school (M-F)	34.92%	88
Saturday	16.27%	41
Before school (M-F)	15.08%	38
During school, after lunch (M-F)	11.51%	29
During school, before lunch (M-F)	11.11%	28
Total Respondents: 252		

Q9 If you were unable to attend informational meetings or academic events, please share why. (Check all that apply)

Answered: 184 Skipped: 85



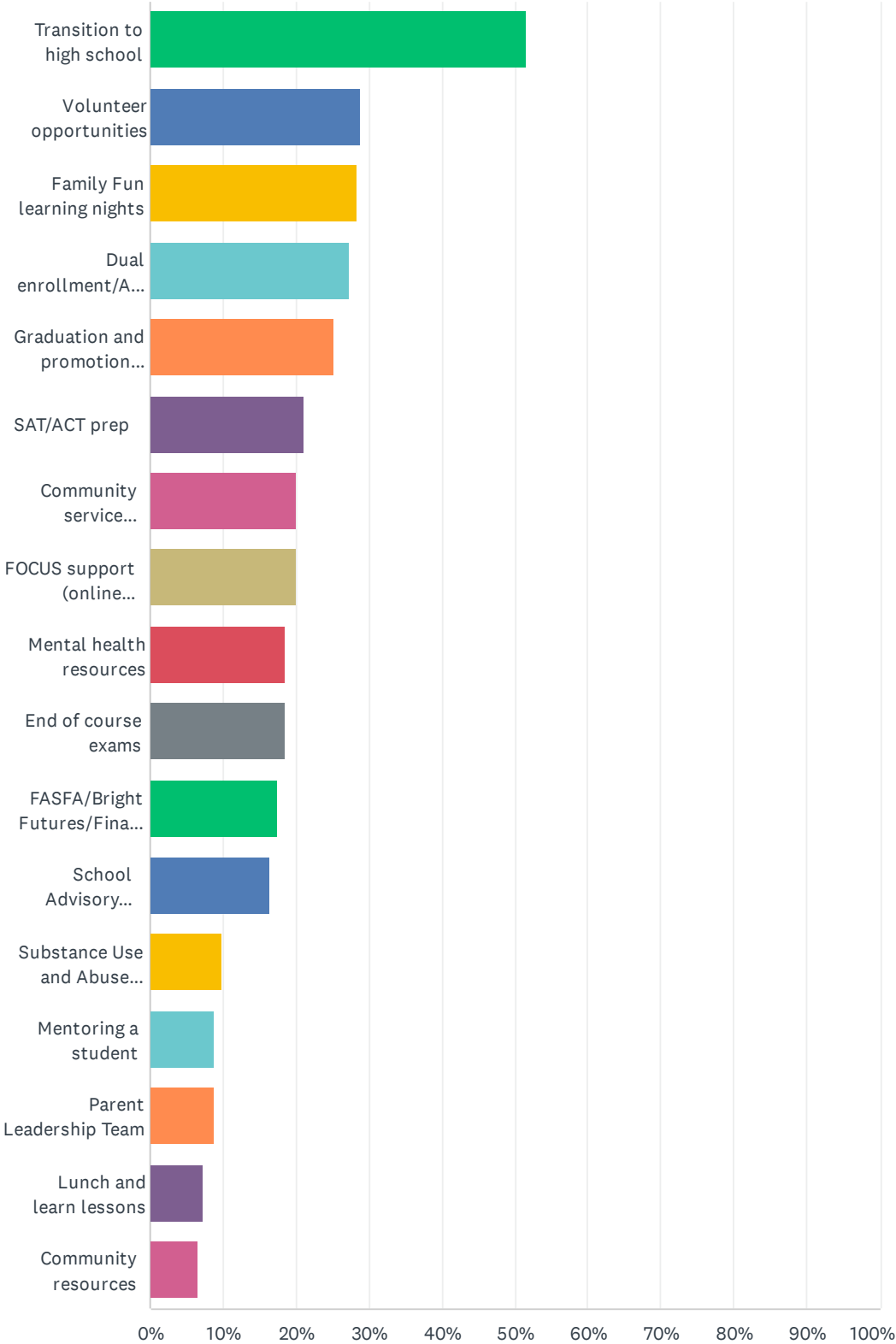
Brevard Public Schools Middle School Parent Survey 2021-2022

ANSWER CHOICES	RESPONSES	
Work schedule	43.48%	80
Information not relevant to me/my child	27.17%	50
Did not receive information about meetings/events	24.46%	45
Meetings/events not at convenient times	24.46%	45
Not enough prior notice provided	20.11%	37
Not enough information provided	16.85%	31
Not interested in topics presented	13.04%	24
No transportation to get to meetings/events	3.26%	6
Lack of access to a device	2.72%	5
Information provided was difficult to understand	2.17%	4
Lack of or limited data plan	1.09%	2
Needed translation services	0.54%	1
Total Respondents: 184		

Q10 Which of the following informational meetings and activities would you be interested in participating in or attending? (Check all that apply)

Answered: 194 Skipped: 75

Brevard Public Schools Middle School Parent Survey 2021-2022



Brevard Public Schools Middle School Parent Survey 2021-2022

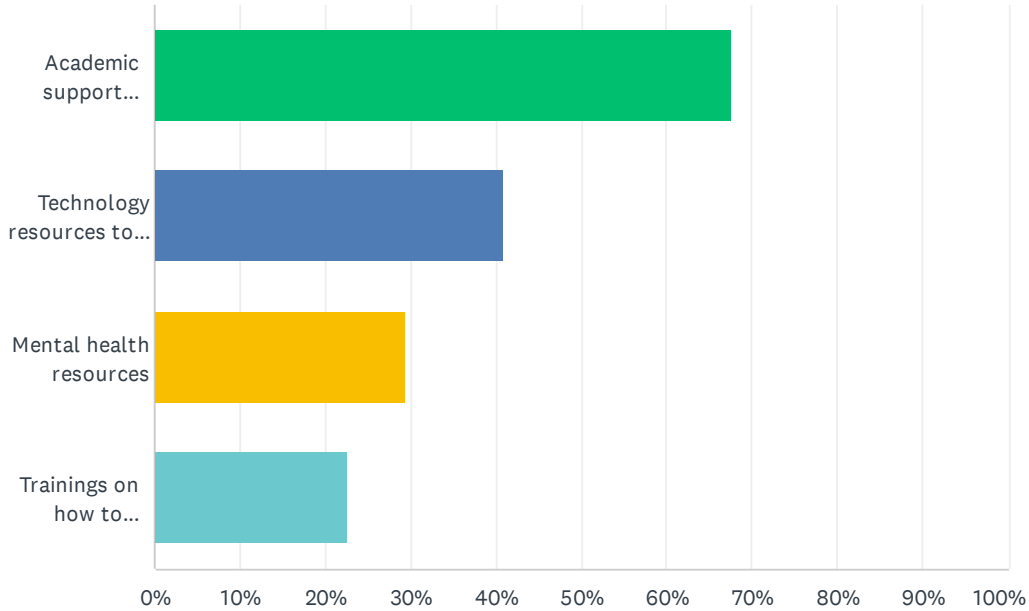
ANSWER CHOICES	RESPONSES	
Transition to high school	51.55%	100
Volunteer opportunities	28.87%	56
Family Fun learning nights	28.35%	55
Dual enrollment/Advanced Placement courses	27.32%	53
Graduation and promotion requirements	25.26%	49
SAT/ACT prep	21.13%	41
Community service projects with staff/students	20.10%	39
FOCUS support (online gradebook, absences and teacher webpages)	20.10%	39
Mental health resources	18.56%	36
End of course exams	18.56%	36
FASFA/Bright Futures/Financial aid options	17.53%	34
School Advisory Council (SAC) or Parent Teacher Organization (PTO)	16.49%	32
Substance Use and Abuse (alcohol, street drugs, vaping, prescription drugs)	9.79%	19
Mentoring a student	8.76%	17
Parent Leadership Team	8.76%	17
Lunch and learn lessons	7.22%	14
Community resources	6.70%	13
Total Respondents: 194		

Q11 In what ways can family engagement be strengthened at your child's school?

Answered: 91 Skipped: 178

Q12 What types of family engagement resources would you use if they were provided at your school?

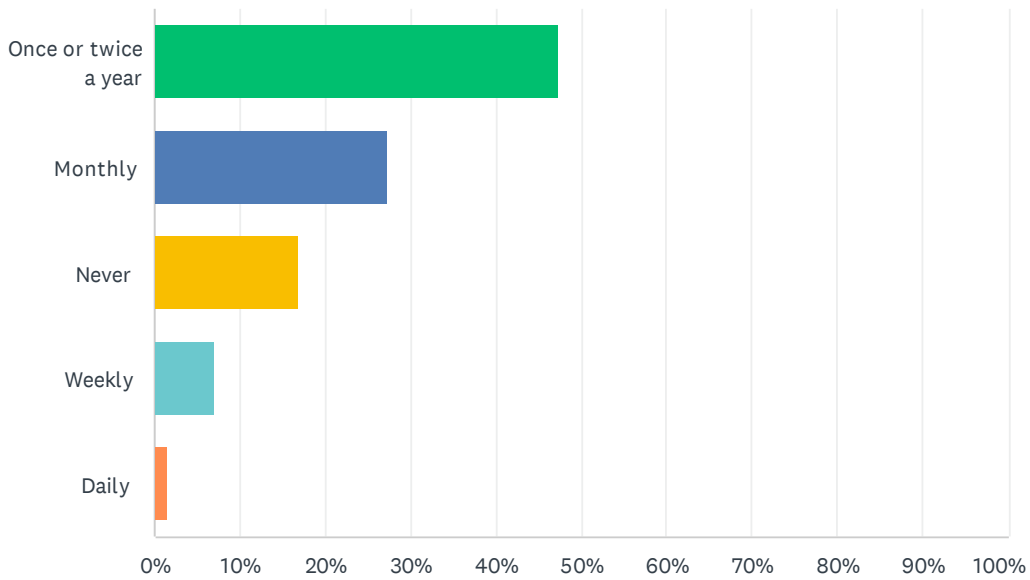
Answered: 173 Skipped: 96



ANSWER CHOICES	RESPONSES	
Academic support materials for families to use at home	67.63%	117
Technology resources to support learning at home	41.04%	71
Mental health resources	29.48%	51
Trainings on how to participate in school decision-making committees	22.54%	39
Total Respondents: 173		

Q13 How often do you communicate with your child's teachers?

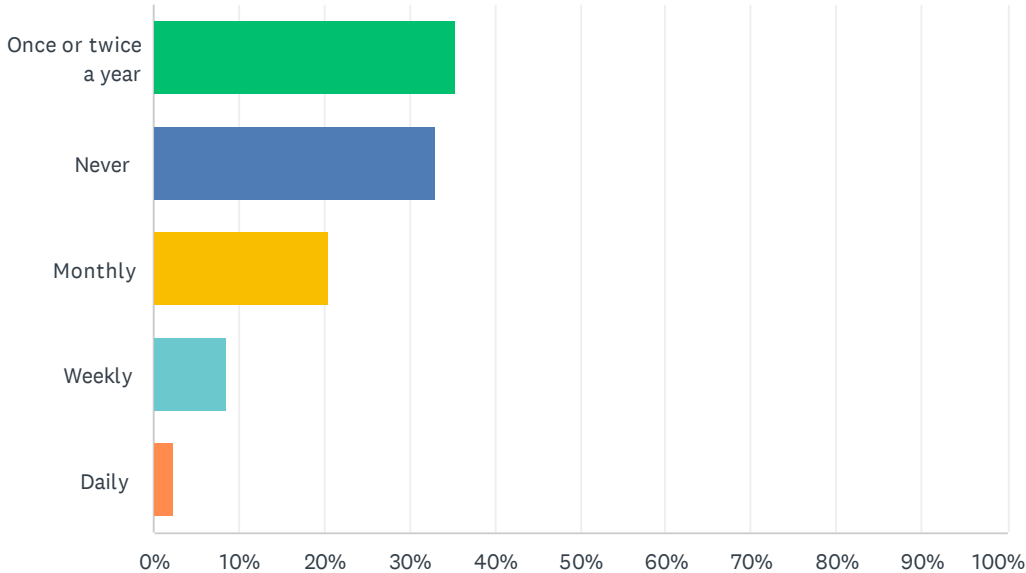
Answered: 213 Skipped: 56



ANSWER CHOICES	RESPONSES	
Once or twice a year	47.42%	101
Monthly	27.23%	58
Never	16.90%	36
Weekly	7.04%	15
Daily	1.41%	3
TOTAL		213

Q14 How often do your child's teachers communicate with you about your child's progress?

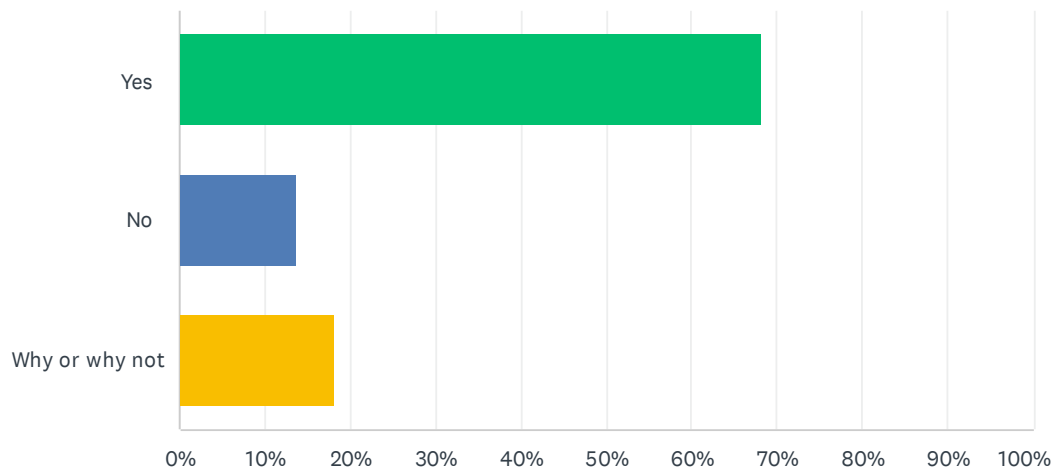
Answered: 209 Skipped: 60



ANSWER CHOICES	RESPONSES	
Once or twice a year	35.41%	74
Never	33.01%	69
Monthly	20.57%	43
Weekly	8.61%	18
Daily	2.39%	5
TOTAL		209

Q15 Are you satisfied with the relationship and communication you currently have with your child's principal?

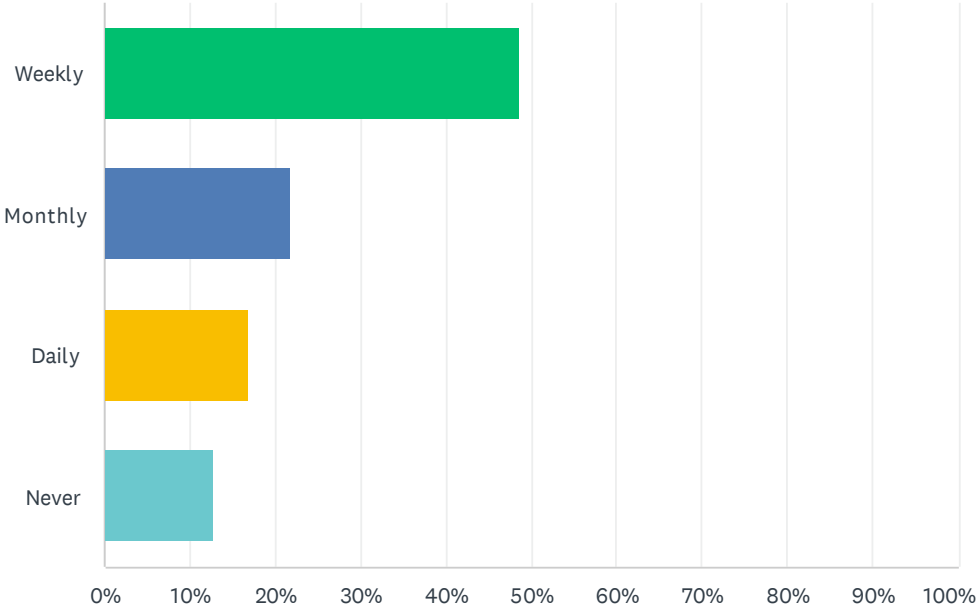
Answered: 220 Skipped: 49



ANSWER CHOICES	RESPONSES	
Yes	68.18%	150
No	13.64%	30
Why or why not	18.18%	40
TOTAL		220

Q16 How often do you access your child's grades and attendance information through FOCUS?

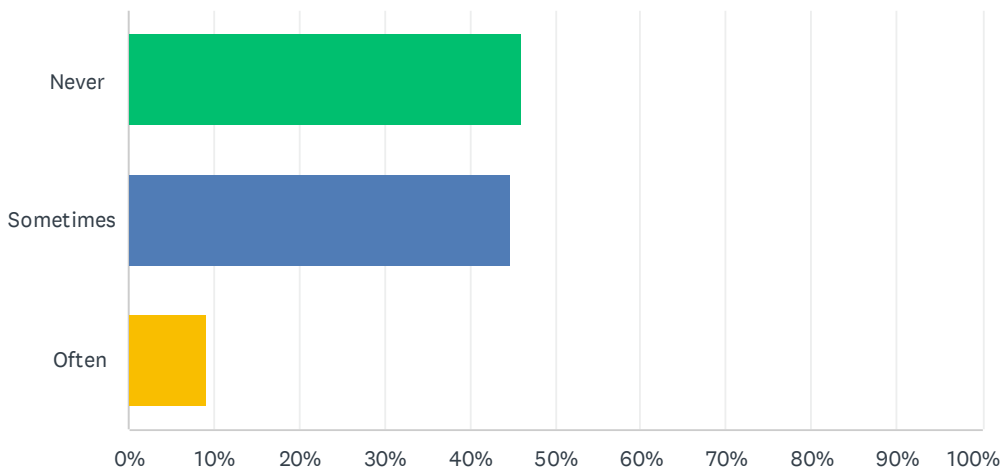
Answered: 226 Skipped: 43



ANSWER CHOICES	RESPONSES	
Weekly	48.67%	110
Monthly	21.68%	49
Daily	16.81%	38
Never	12.83%	29
TOTAL		226

Q17 How often does your child's school or teachers provide you with information about ways you can help your child's learning at home?

Answered: 219 Skipped: 50



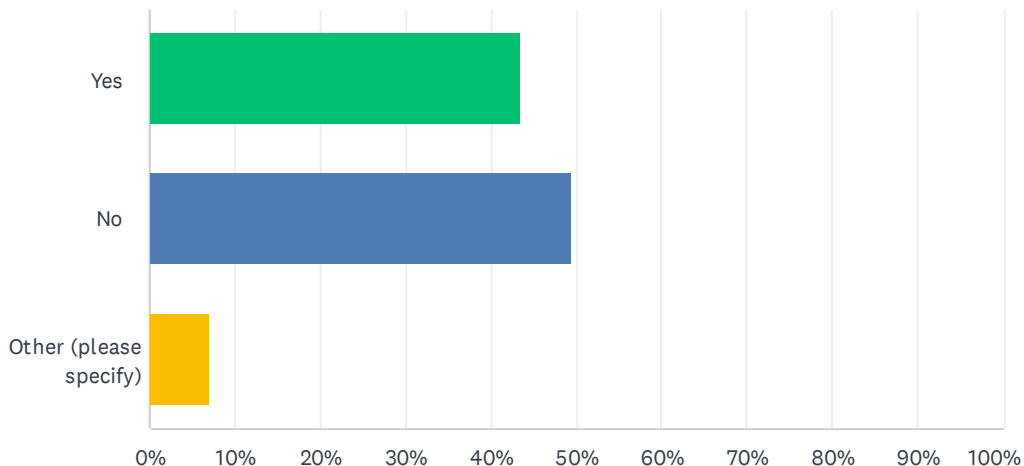
ANSWER CHOICES	RESPONSES	
Never	46.12%	101
Sometimes	44.75%	98
Often	9.13%	20
TOTAL		219

Q18 What support do you need from the school to ensure your child's success in middle school?

Answered: 111 Skipped: 158

Q19 Have you been given opportunities to provide input and feedback into school decisions (school improvement, Title I services, event planning, discipline)?

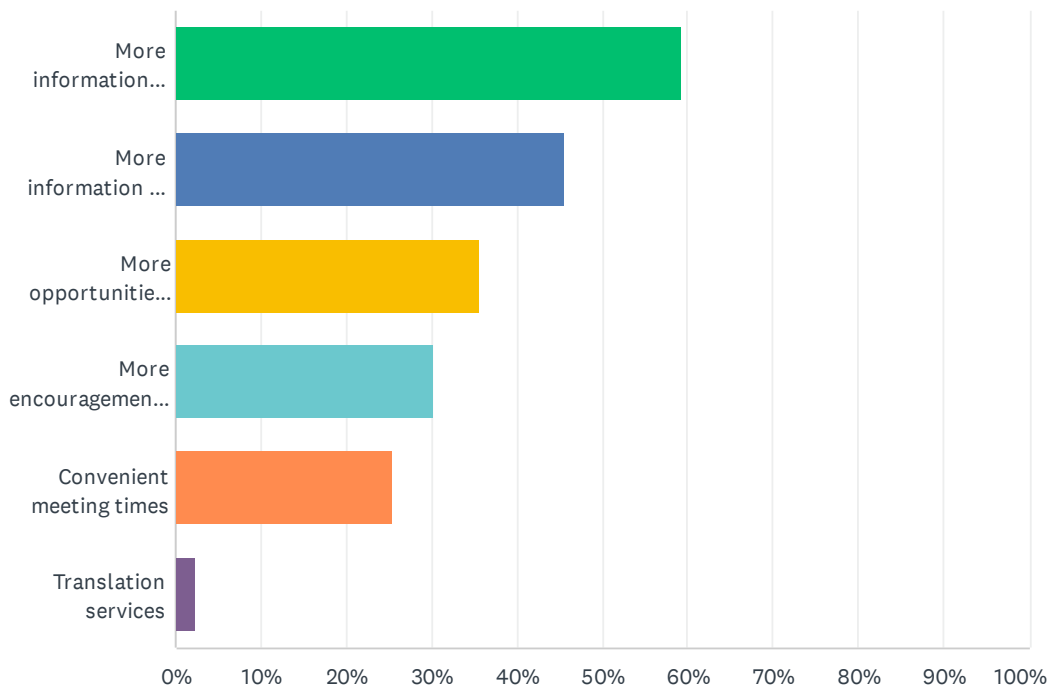
Answered: 214 Skipped: 55



ANSWER CHOICES	RESPONSES	
Yes	43.46%	93
No	49.53%	106
Other (please specify)	7.01%	15
TOTAL		214

Q20 How could your school assist you in playing a more active role in school decision-making?

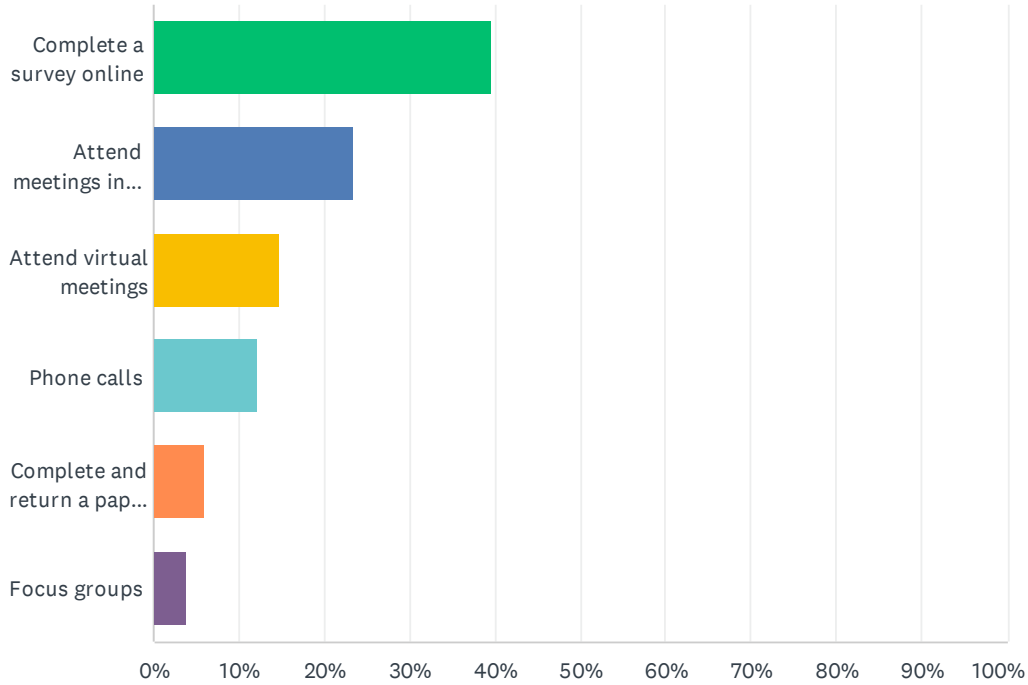
Answered: 169 Skipped: 100



ANSWER CHOICES	RESPONSES	
More information about school issues to be addressed	59.17%	100
More information on how to become engaged	45.56%	77
More opportunities to share my opinion about school issues	35.50%	60
More encouragement from the school to become engaged	30.18%	51
Convenient meeting times	25.44%	43
Translation services	2.37%	4
Total Respondents: 169		

Q21 What is the best way for you to provide input regarding your child's school?

Answered: 204 Skipped: 65



ANSWER CHOICES	RESPONSES	
Complete a survey online	39.71%	81
Attend meetings in person	23.53%	48
Attend virtual meetings	14.71%	30
Phone calls	12.25%	25
Complete and return a paper survey	5.88%	12
Focus groups	3.92%	8
TOTAL		204

Q22 What do you feel is working well at your child's school? (This is your chance to brag about your school and share what you like about it!)

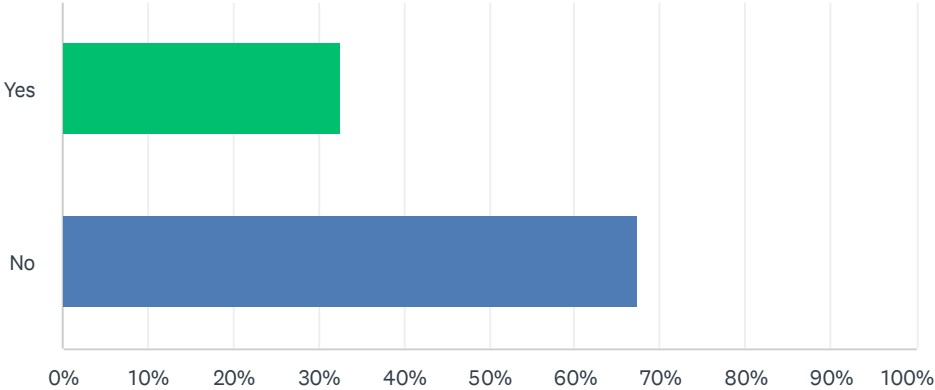
Answered: 103 Skipped: 166

Q23 What do you feel is not working, difficult, and/or needs improvement at your child's school? (This is your chance to tell us what you would like to see change.)

Answered: 117 Skipped: 152

Q24 Are you aware of the Career and Technical Education options available to your child through Brevard Public Schools?

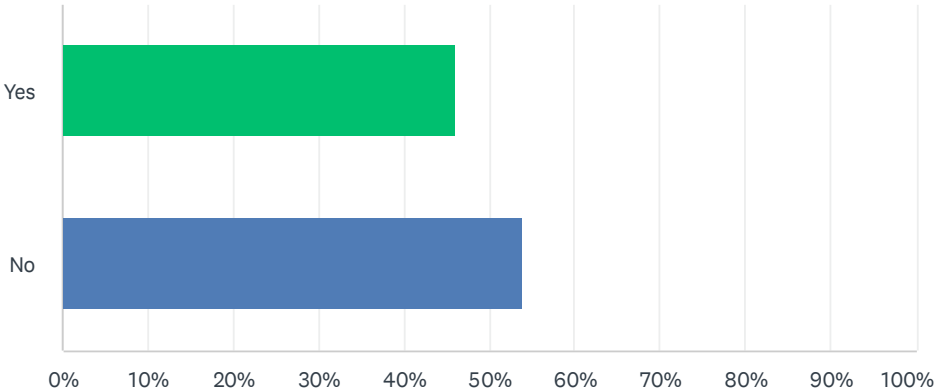
Answered: 205 Skipped: 64



ANSWER CHOICES	RESPONSES	
Yes	32.68%	67
No	67.32%	138
TOTAL		205

Q25 Have you visited the Open Enrollment Parental Choice webpage?

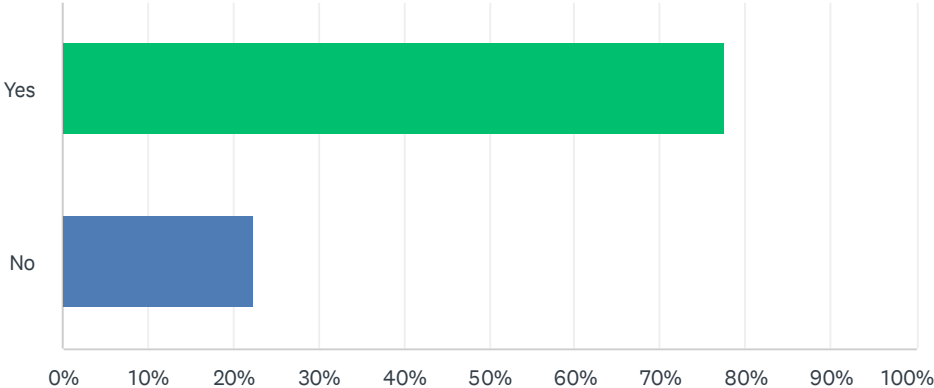
Answered: 206 Skipped: 63



ANSWER CHOICES	RESPONSES
Yes	46.12% 95
No	53.88% 111
TOTAL	206

Q26 Are you aware of the school enrollment choices available to your child at Brevard Public Schools?

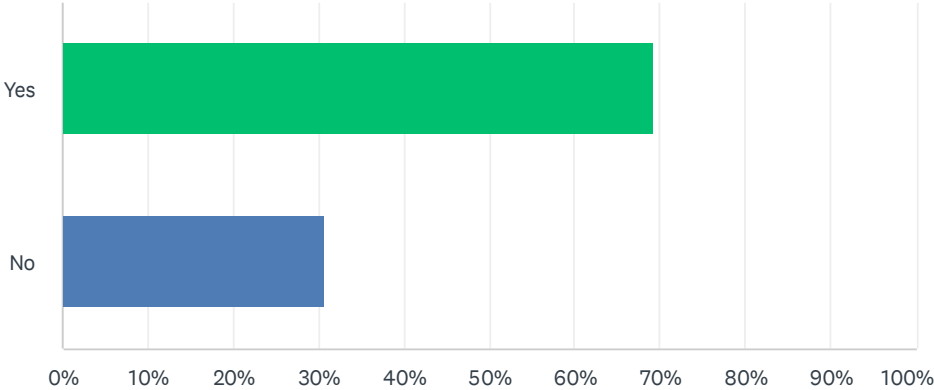
Answered: 205 Skipped: 64



ANSWER CHOICES	RESPONSES	
Yes	77.56%	159
No	22.44%	46
TOTAL		205

Q27 Do you use the school or district website to find information about your child's education?

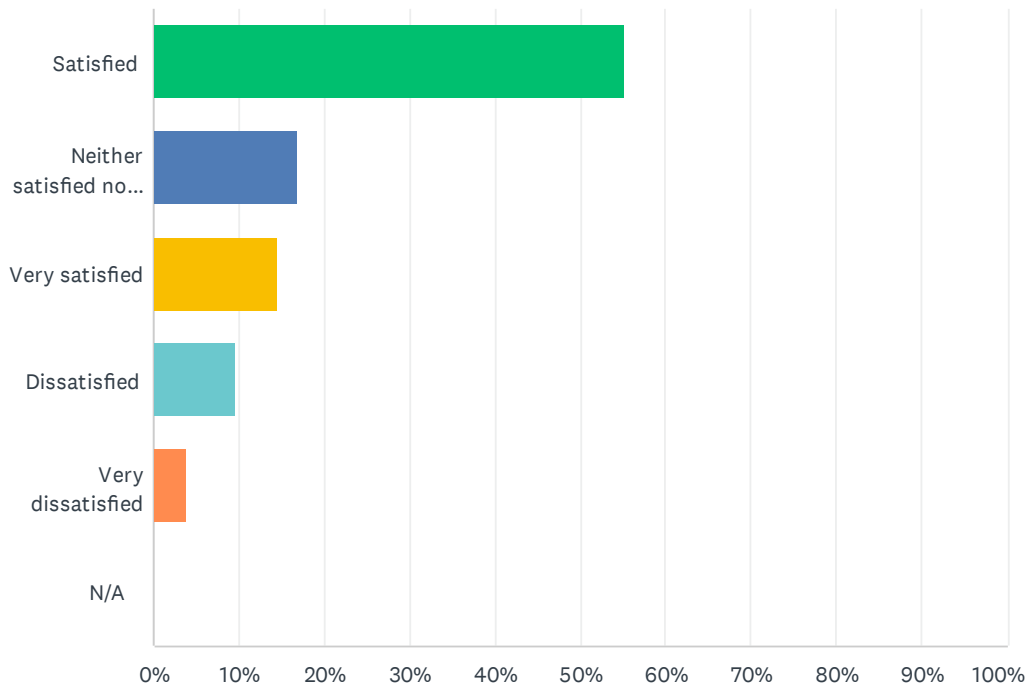
Answered: 199 Skipped: 70



ANSWER CHOICES	RESPONSES	
Yes	69.35%	138
No	30.65%	61
TOTAL		199

Q28 Please rate your overall satisfaction with Brevard Public Schools

Answered: 208 Skipped: 61



ANSWER CHOICES	RESPONSES	
Satisfied	55.29%	115
Neither satisfied nor dissatisfied	16.83%	35
Very satisfied	14.42%	30
Dissatisfied	9.62%	20
Very dissatisfied	3.85%	8
N/A	0.00%	0
TOTAL		208