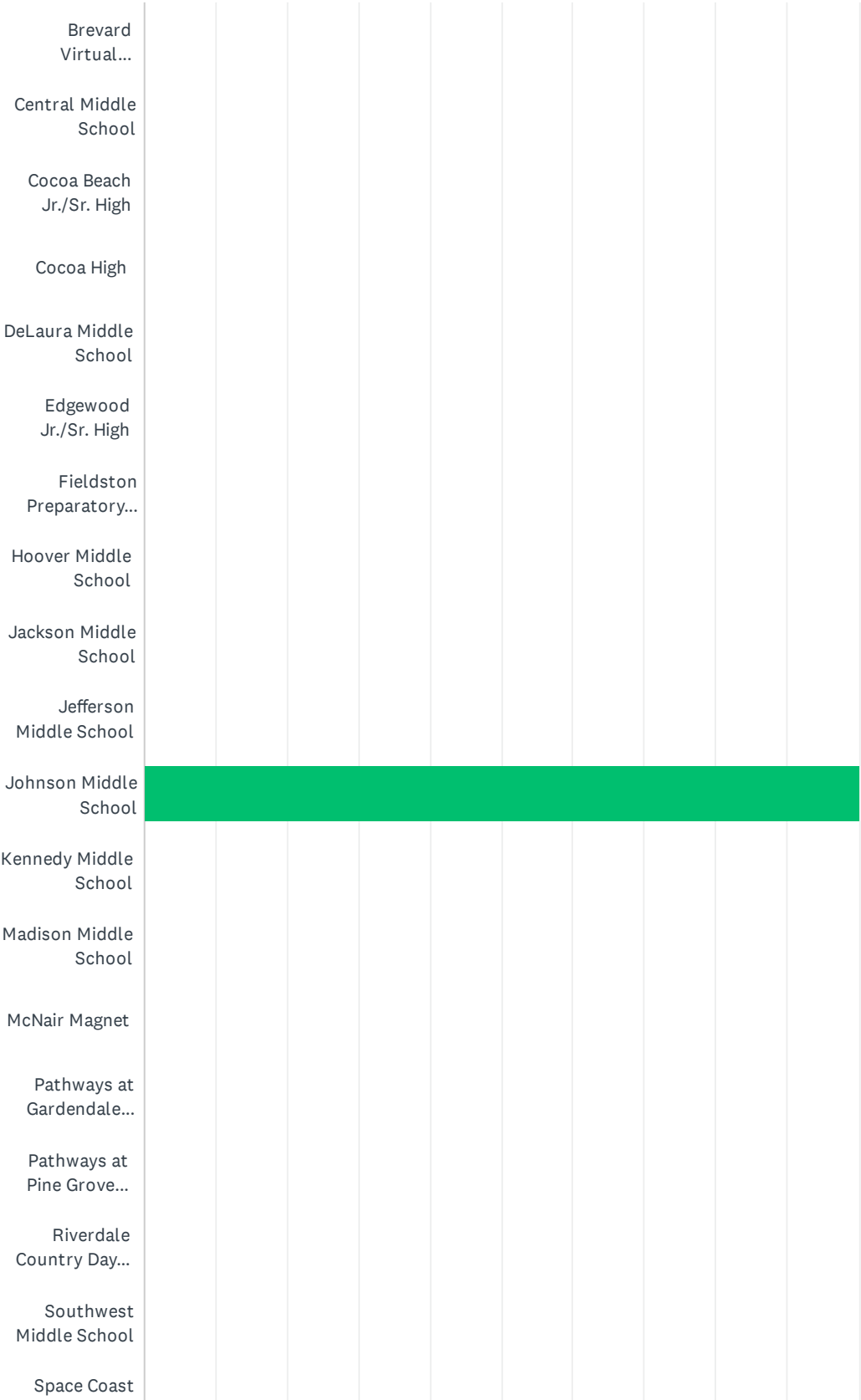
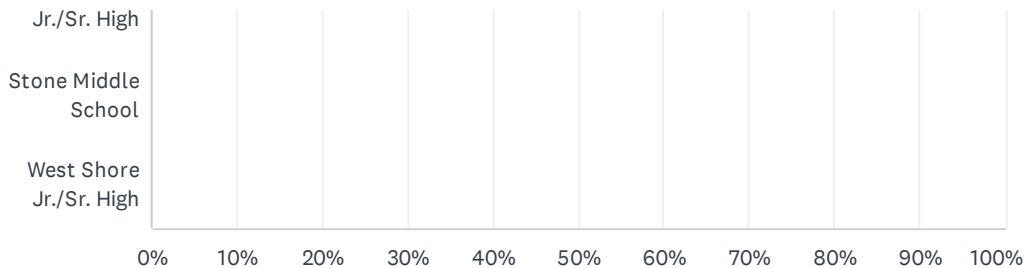


Q1 What school does your child attend?

Answered: 232 Skipped: 0



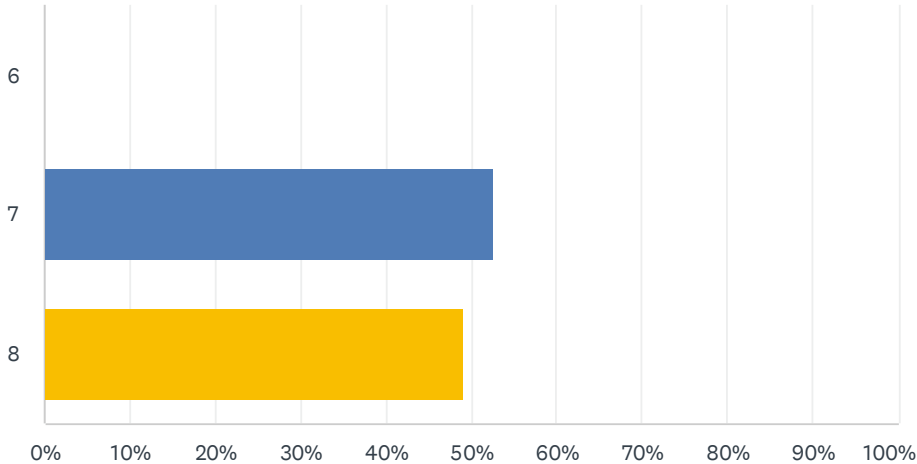
Brevard Public Schools Middle School Parent Survey 2021-2022



ANSWER CHOICES	RESPONSES	
Brevard Virtual Instruction Program (BVIP)	0.00%	0
Central Middle School	0.00%	0
Cocoa Beach Jr./Sr. High	0.00%	0
Cocoa High	0.00%	0
DeLaura Middle School	0.00%	0
Edgewood Jr./Sr. High	0.00%	0
Fieldston Preparatory School	0.00%	0
Hoover Middle School	0.00%	0
Jackson Middle School	0.00%	0
Jefferson Middle School	0.00%	0
Johnson Middle School	100.00%	232
Kennedy Middle School	0.00%	0
Madison Middle School	0.00%	0
McNair Magnet	0.00%	0
Pathways at Gardendale (North/Central Area Alternative Center)	0.00%	0
Pathways at Pine Grove (South Area Alternative Center)	0.00%	0
Riverdale Country Day School	0.00%	0
Southwest Middle School	0.00%	0
Space Coast Jr./Sr. High	0.00%	0
Stone Middle School	0.00%	0
West Shore Jr./Sr. High	0.00%	0
TOTAL		232

Q2 What is your child's current grade level?

Answered: 232 Skipped: 0

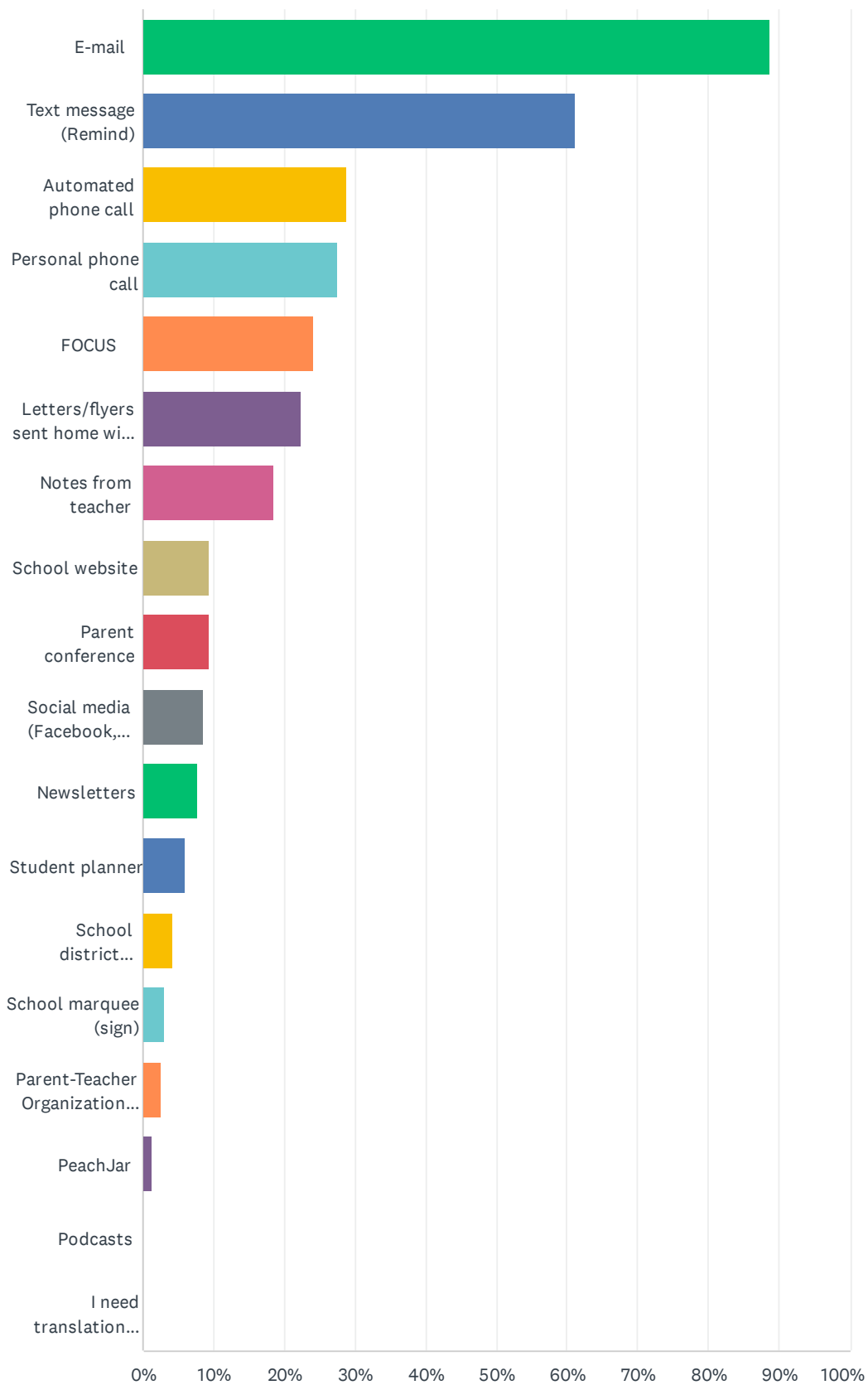


ANSWER CHOICES	RESPONSES
6	0.00% 0
7	52.59% 122
8	49.14% 114
Total Respondents: 232	

Q3 What is the best way for us to get you important information regarding school events and/or your child's progress? (check all that apply)

Answered: 232 Skipped: 0

Brevard Public Schools Middle School Parent Survey 2021-2022

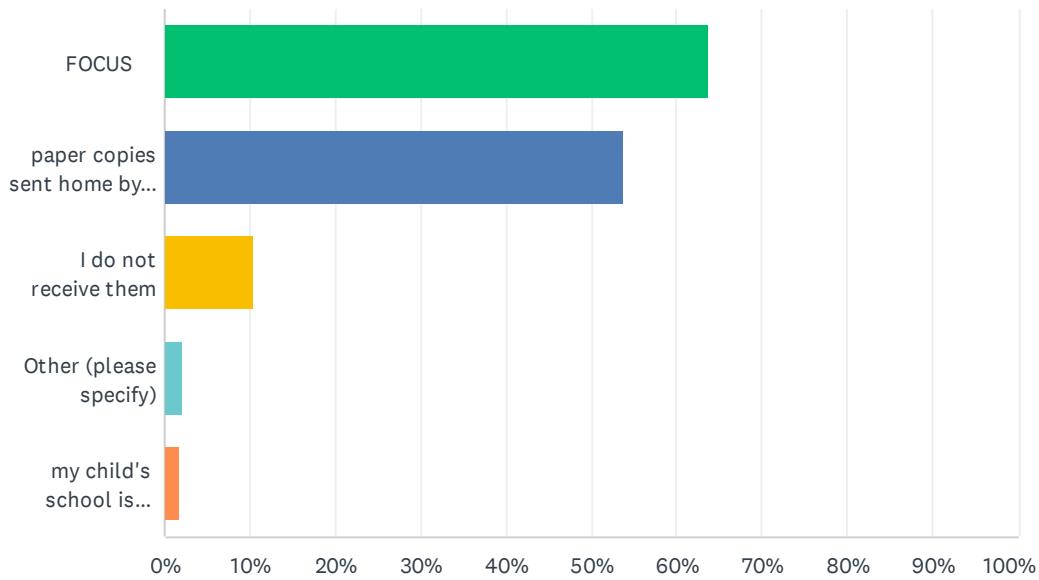


Brevard Public Schools Middle School Parent Survey 2021-2022

ANSWER CHOICES	RESPONSES	
E-mail	88.79%	206
Text message (Remind)	61.21%	142
Automated phone call	28.88%	67
Personal phone call	27.59%	64
FOCUS	24.14%	56
Letters/flyers sent home with students	22.41%	52
Notes from teacher	18.53%	43
School website	9.48%	22
Parent conference	9.48%	22
Social media (Facebook, Twitter)	8.62%	20
Newsletters	7.76%	18
Student planner	6.03%	14
School district website	4.31%	10
School marquee (sign)	3.02%	7
Parent-Teacher Organization (PTO/PTA)	2.59%	6
PeachJar	1.29%	3
Podcasts	0.00%	0
I need translation assistance	0.00%	0
Total Respondents: 232		

Q4 How do you receive interim reports and report cards?

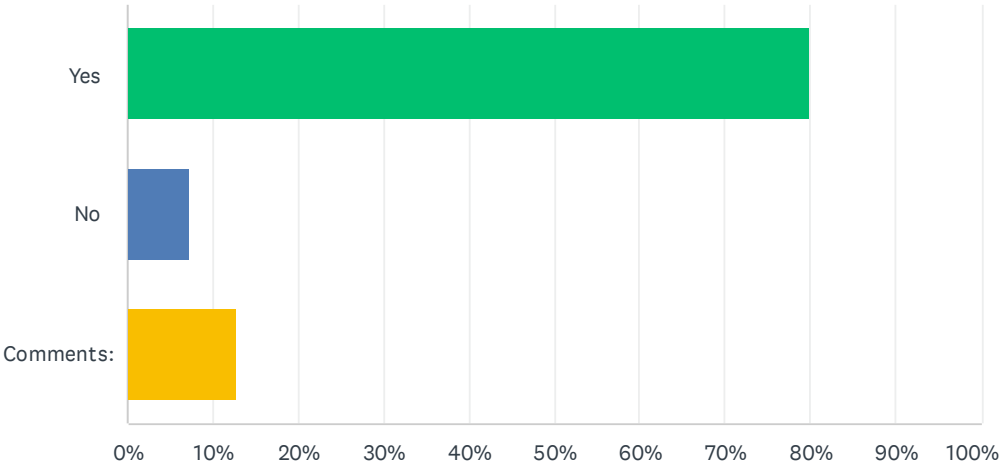
Answered: 229 Skipped: 3



ANSWER CHOICES	RESPONSES	
FOCUS	63.76%	146
paper copies sent home by the school	53.71%	123
I do not receive them	10.48%	24
Other (please specify)	2.18%	5
my child's school is paperless	1.75%	4
Total Respondents: 229		

Q5 Do you feel welcome at your child's school?

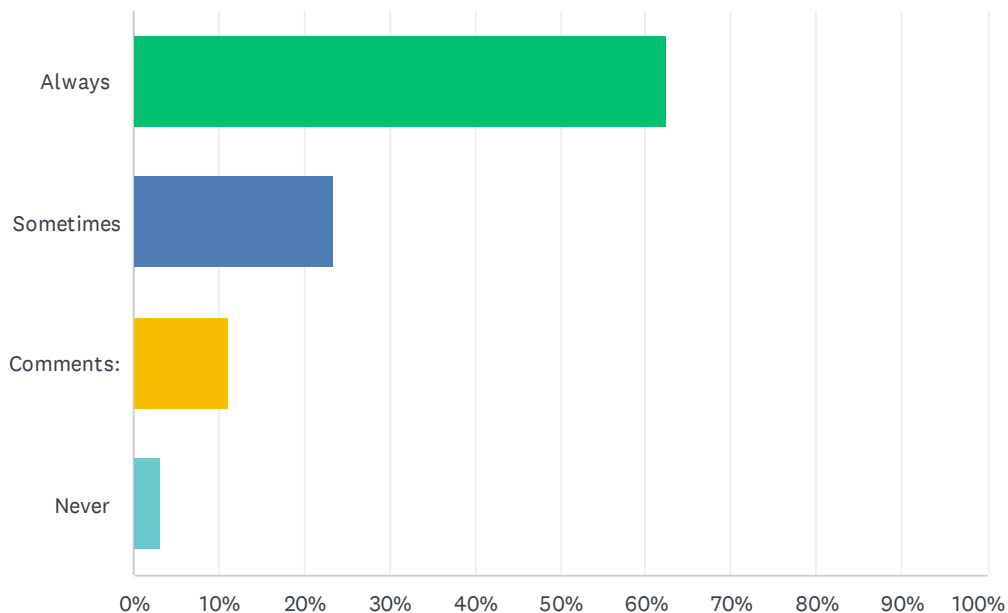
Answered: 219 Skipped: 13



ANSWER CHOICES	RESPONSES
Yes	79.91% 175
No	7.31% 16
Comments:	12.79% 28
TOTAL	219

Q6 The office staff at my school is polite and is helpful in answering my questions or concerns.

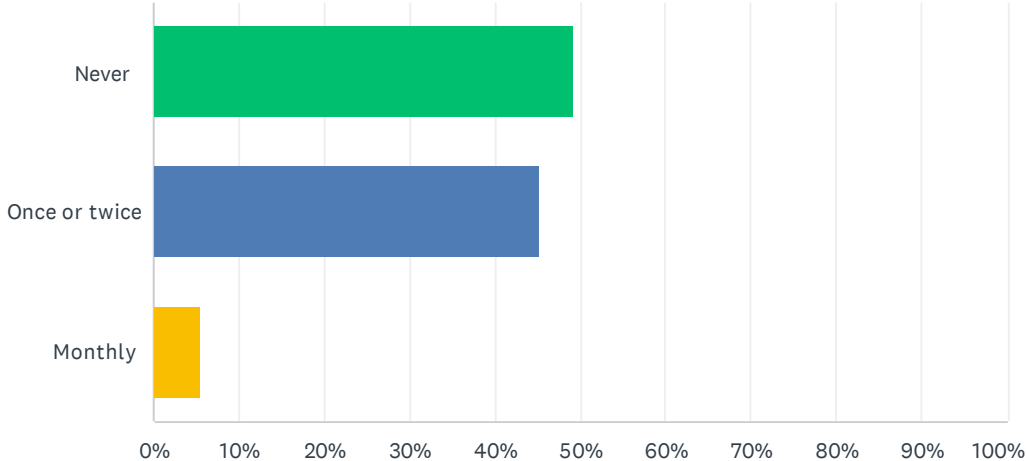
Answered: 218 Skipped: 14



ANSWER CHOICES	RESPONSES	
Always	62.39%	136
Sometimes	23.39%	51
Comments:	11.01%	24
Never	3.21%	7
TOTAL		218

Q7 Following this year’s health and safety protocols, how often did you attend a parent meeting or event at your child's school that supported your child's academic success?

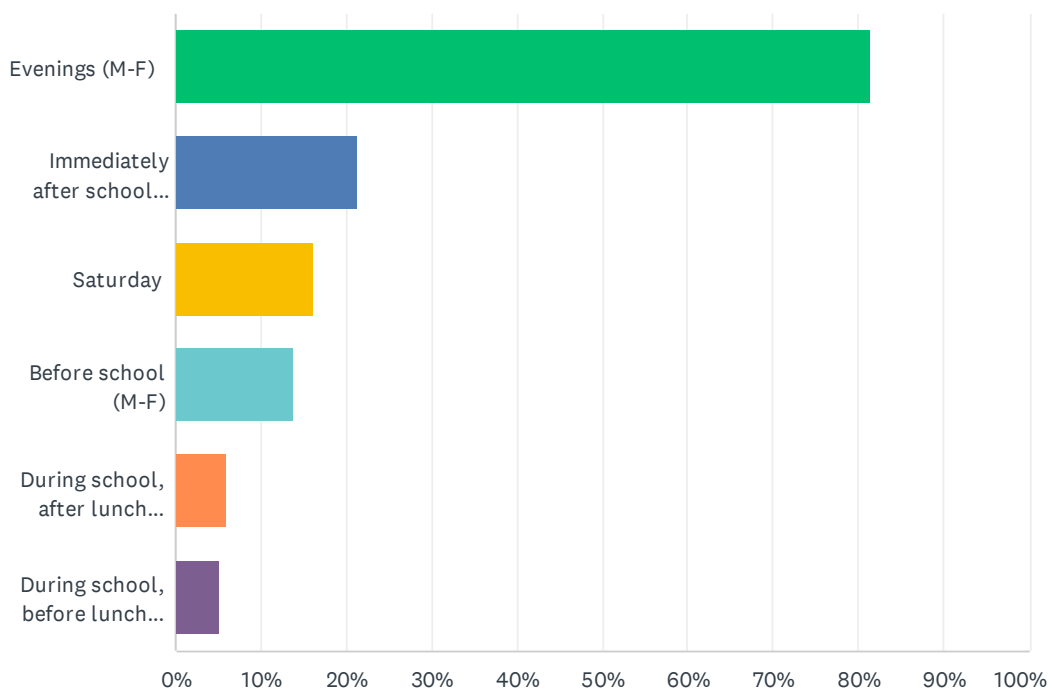
Answered: 217 Skipped: 15



ANSWER CHOICES	RESPONSES	
Never	49.31%	107
Once or twice	45.16%	98
Monthly	5.53%	12
TOTAL		217

Q8 When is the best time for you to attend a school event for families?

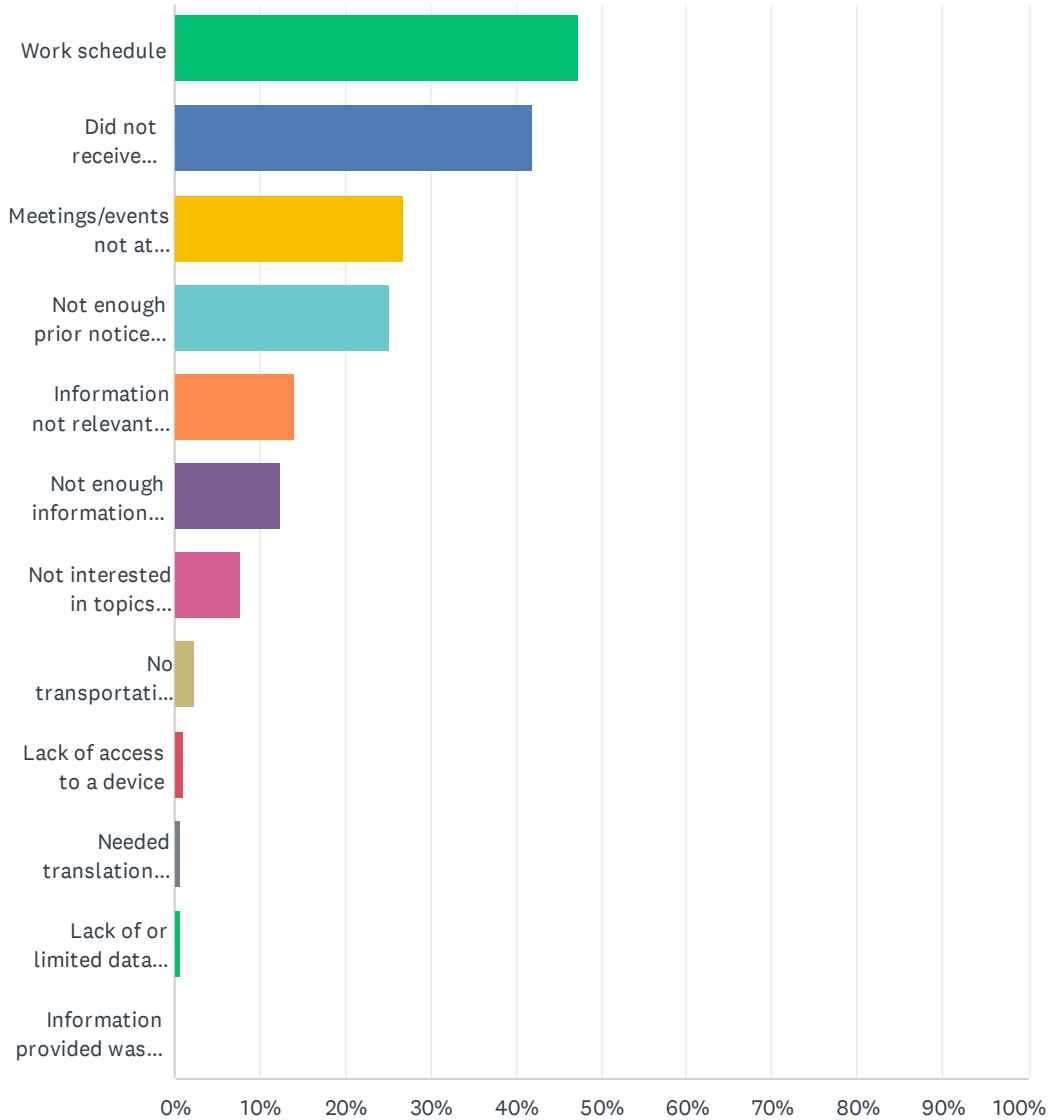
Answered: 216 Skipped: 16



ANSWER CHOICES	RESPONSES	
Evenings (M-F)	81.48%	176
Immediately after school (M-F)	21.30%	46
Saturday	16.20%	35
Before school (M-F)	13.89%	30
During school, after lunch (M-F)	6.02%	13
During school, before lunch (M-F)	5.09%	11
Total Respondents: 216		

Q9 If you were unable to attend informational meetings or academic events, please share why. (Check all that apply)

Answered: 171 Skipped: 61



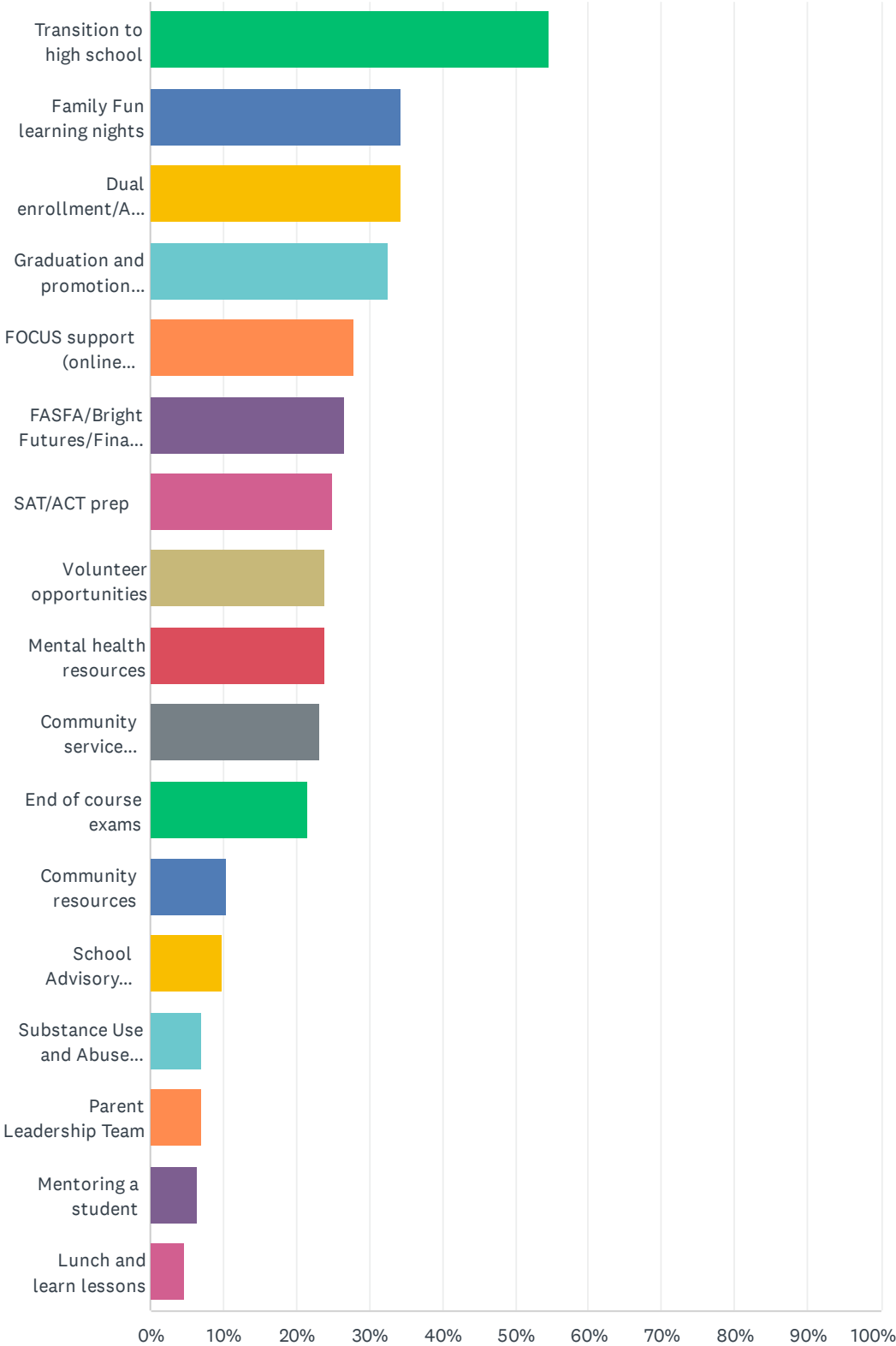
Brevard Public Schools Middle School Parent Survey 2021-2022

ANSWER CHOICES	RESPONSES	
Work schedule	47.37%	81
Did not receive information about meetings/events	42.11%	72
Meetings/events not at convenient times	26.90%	46
Not enough prior notice provided	25.15%	43
Information not relevant to me/my child	14.04%	24
Not enough information provided	12.28%	21
Not interested in topics presented	7.60%	13
No transportation to get to meetings/events	2.34%	4
Lack of access to a device	1.17%	2
Needed translation services	0.58%	1
Lack of or limited data plan	0.58%	1
Information provided was difficult to understand	0.00%	0
Total Respondents: 171		

Q10 Which of the following informational meetings and activities would you be interested in participating in or attending? (Check all that apply)

Answered: 172 Skipped: 60

Brevard Public Schools Middle School Parent Survey 2021-2022



Brevard Public Schools Middle School Parent Survey 2021-2022

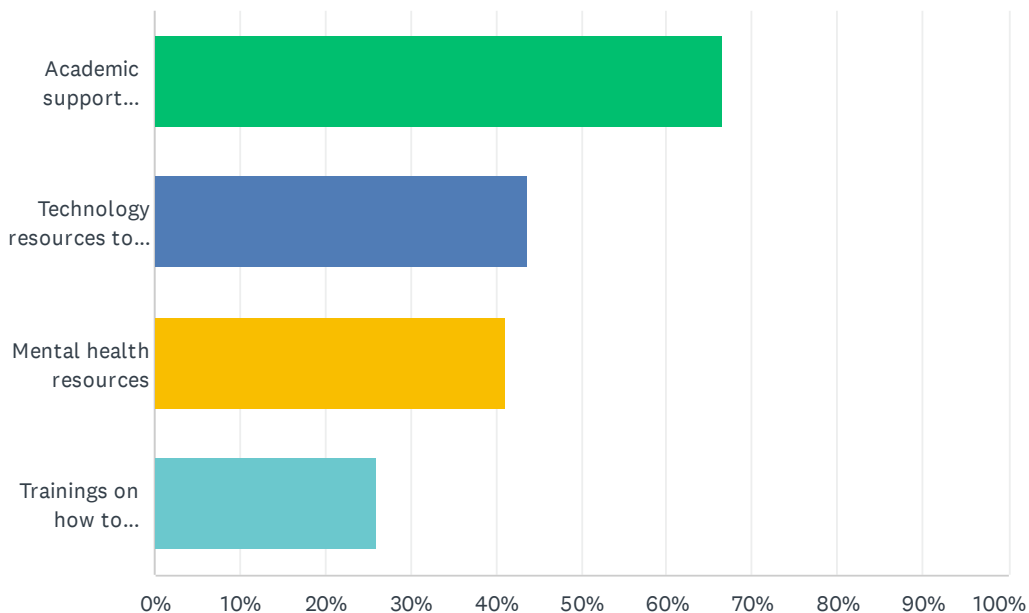
ANSWER CHOICES	RESPONSES	
Transition to high school	54.65%	94
Family Fun learning nights	34.30%	59
Dual enrollment/Advanced Placement courses	34.30%	59
Graduation and promotion requirements	32.56%	56
FOCUS support (online gradebook, absences and teacher webpages)	27.91%	48
FASFA/Bright Futures/Financial aid options	26.74%	46
SAT/ACT prep	25.00%	43
Volunteer opportunities	23.84%	41
Mental health resources	23.84%	41
Community service projects with staff/students	23.26%	40
End of course exams	21.51%	37
Community resources	10.47%	18
School Advisory Council (SAC) or Parent Teacher Organization (PTO)	9.88%	17
Substance Use and Abuse (alcohol, street drugs, vaping, prescription drugs)	6.98%	12
Parent Leadership Team	6.98%	12
Mentoring a student	6.40%	11
Lunch and learn lessons	4.65%	8
Total Respondents: 172		

Q11 In what ways can family engagement be strengthened at your child's school?

Answered: 94 Skipped: 138

Q12 What types of family engagement resources would you use if they were provided at your school?

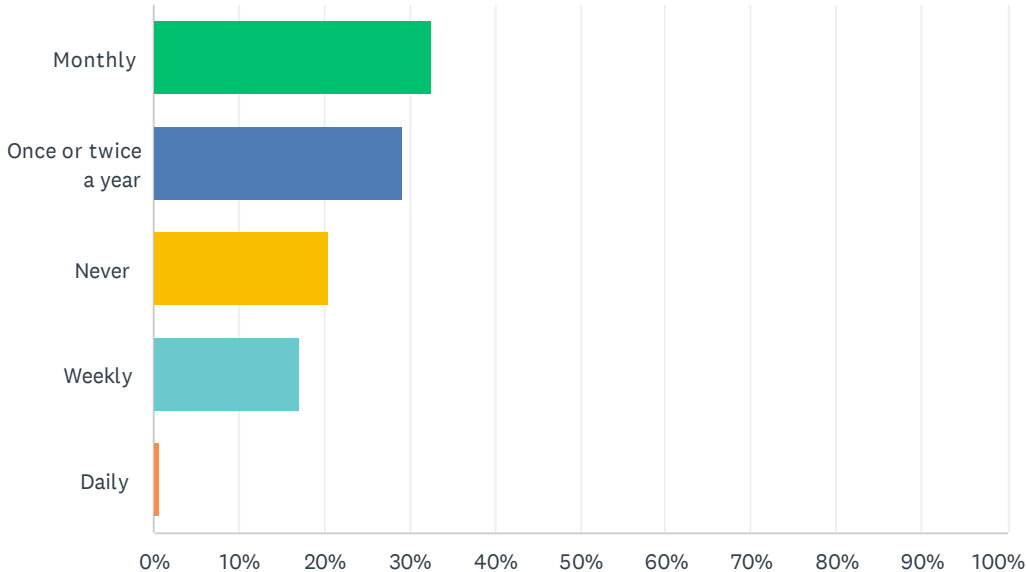
Answered: 158 Skipped: 74



ANSWER CHOICES	RESPONSES	
Academic support materials for families to use at home	66.46%	105
Technology resources to support learning at home	43.67%	69
Mental health resources	41.14%	65
Trainings on how to participate in school decision-making committees	25.95%	41
Total Respondents: 158		

Q13 How often do you communicate with your child's teachers?

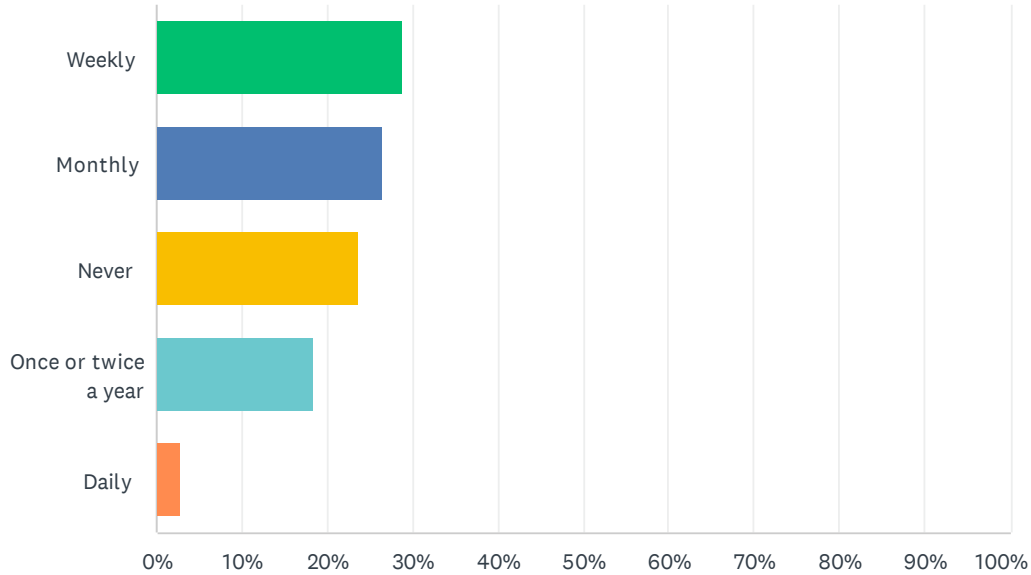
Answered: 181 Skipped: 51



ANSWER CHOICES	RESPONSES	
Monthly	32.60%	59
Once or twice a year	29.28%	53
Never	20.44%	37
Weekly	17.13%	31
Daily	0.55%	1
TOTAL		181

Q14 How often do your child's teachers communicate with you about your child's progress?

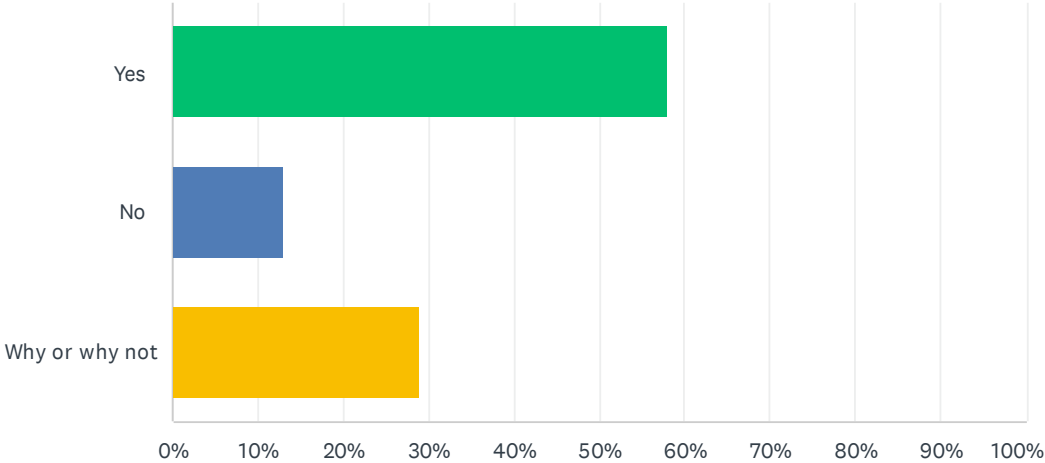
Answered: 174 Skipped: 58



ANSWER CHOICES	RESPONSES	
Weekly	28.74%	50
Monthly	26.44%	46
Never	23.56%	41
Once or twice a year	18.39%	32
Daily	2.87%	5
TOTAL		174

Q15 Are you satisfied with the relationship and communication you currently have with your child’s principal?

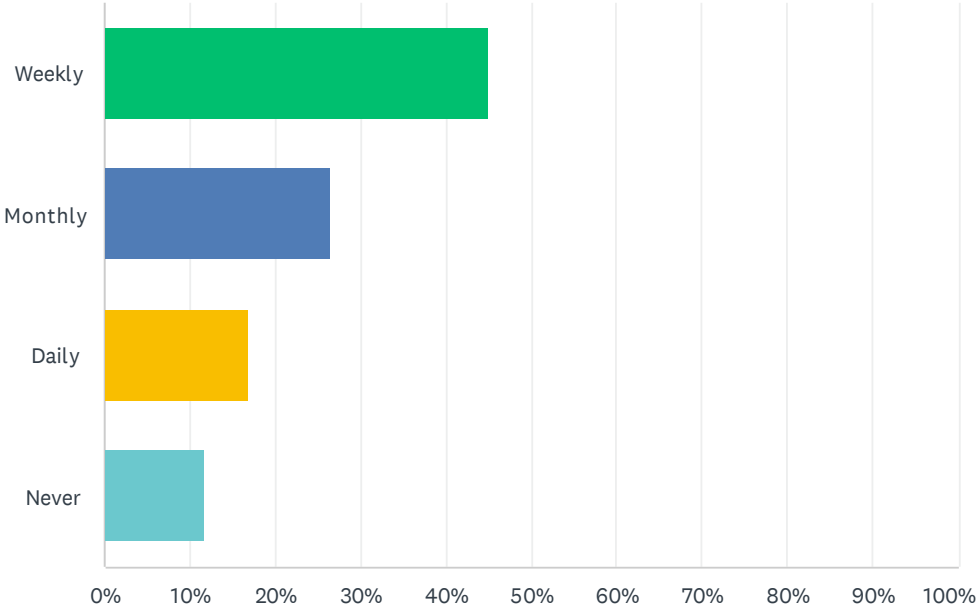
Answered: 193 Skipped: 39



ANSWER CHOICES	RESPONSES	
Yes	58.03%	112
No	12.95%	25
Why or why not	29.02%	56
TOTAL		193

Q16 How often do you access your child's grades and attendance information through FOCUS?

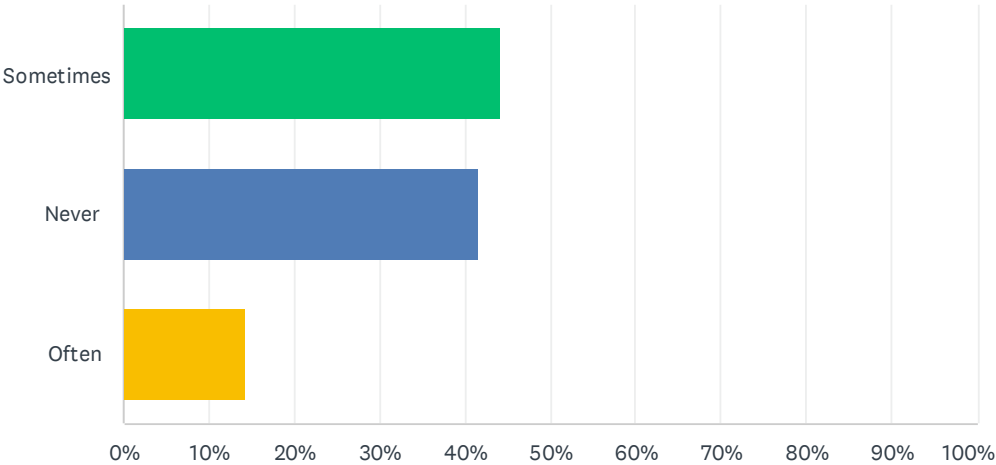
Answered: 189 Skipped: 43



ANSWER CHOICES	RESPONSES	
Weekly	44.97%	85
Monthly	26.46%	50
Daily	16.93%	32
Never	11.64%	22
TOTAL		189

Q17 How often does your child's school or teachers provide you with information about ways you can help your child's learning at home?

Answered: 188 Skipped: 44



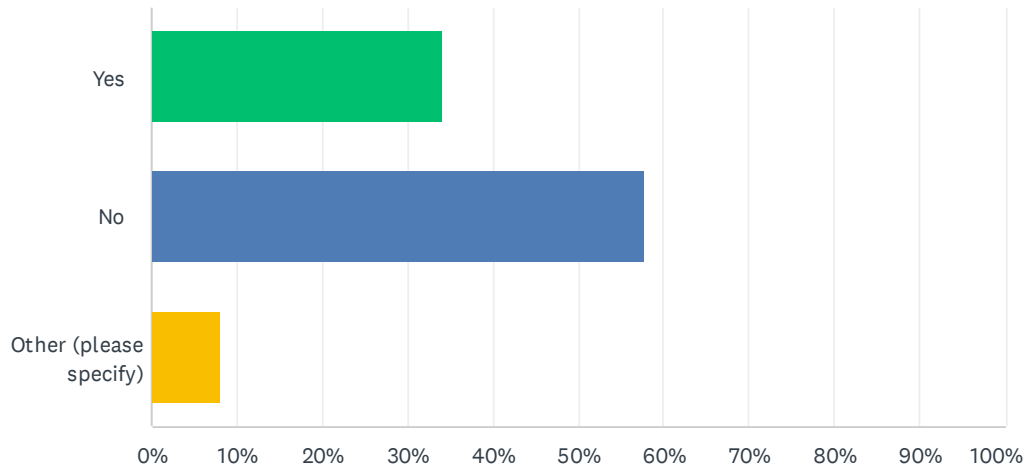
ANSWER CHOICES	RESPONSES	
Sometimes	44.15%	83
Never	41.49%	78
Often	14.36%	27
TOTAL		188

Q18 What support do you need from the school to ensure your child's success in middle school?

Answered: 106 Skipped: 126

Q19 Have you been given opportunities to provide input and feedback into school decisions (school improvement, Title I services, event planning, discipline)?

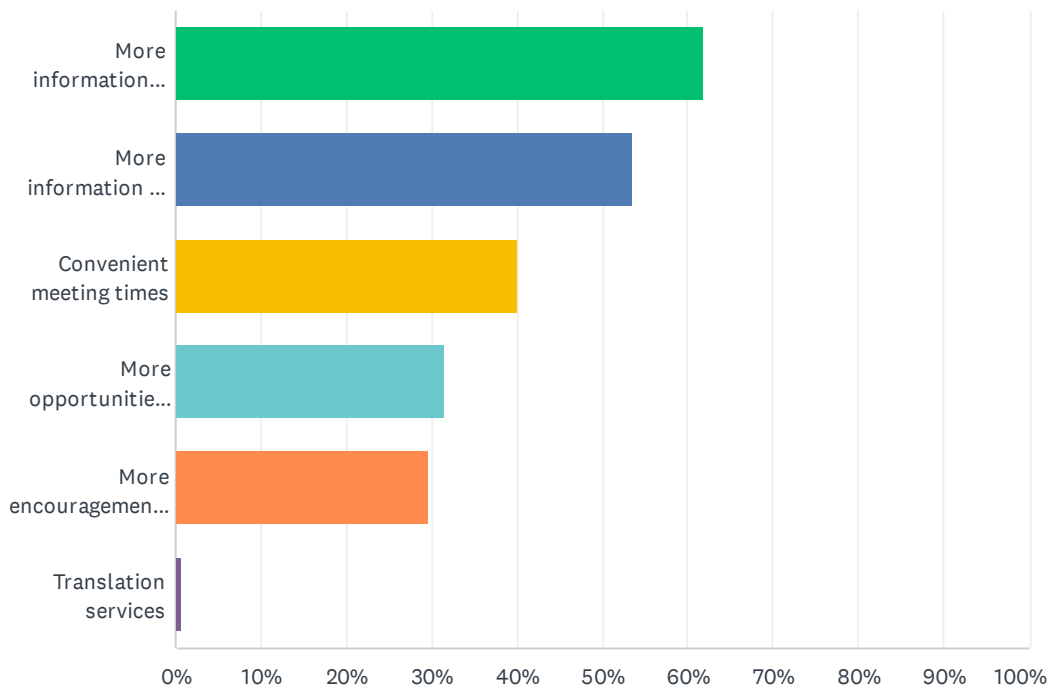
Answered: 185 Skipped: 47



ANSWER CHOICES	RESPONSES	
Yes	34.05%	63
No	57.84%	107
Other (please specify)	8.11%	15
TOTAL		185

Q20 How could your school assist you in playing a more active role in school decision-making?

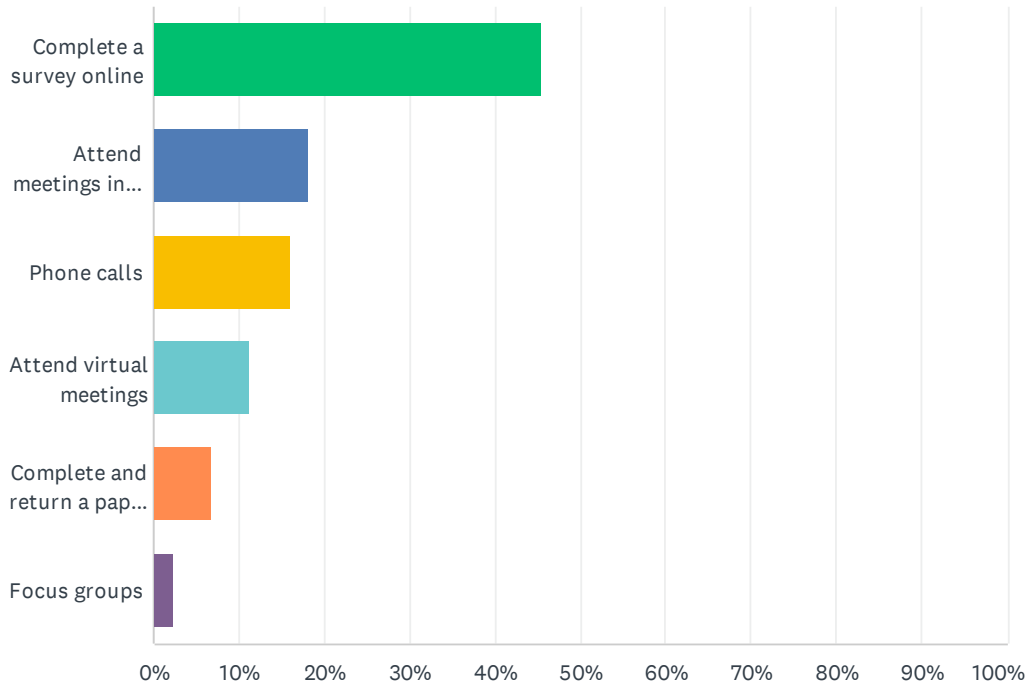
Answered: 155 Skipped: 77



ANSWER CHOICES	RESPONSES	
More information about school issues to be addressed	61.94%	96
More information on how to become engaged	53.55%	83
Convenient meeting times	40.00%	62
More opportunities to share my opinion about school issues	31.61%	49
More encouragement from the school to become engaged	29.68%	46
Translation services	0.65%	1
Total Respondents: 155		

Q21 What is the best way for you to provide input regarding your child's school?

Answered: 176 Skipped: 56



ANSWER CHOICES	RESPONSES	
Complete a survey online	45.45%	80
Attend meetings in person	18.18%	32
Phone calls	15.91%	28
Attend virtual meetings	11.36%	20
Complete and return a paper survey	6.82%	12
Focus groups	2.27%	4
TOTAL		176

Q22 What do you feel is working well at your child's school? (This is your chance to brag about your school and share what you like about it!)

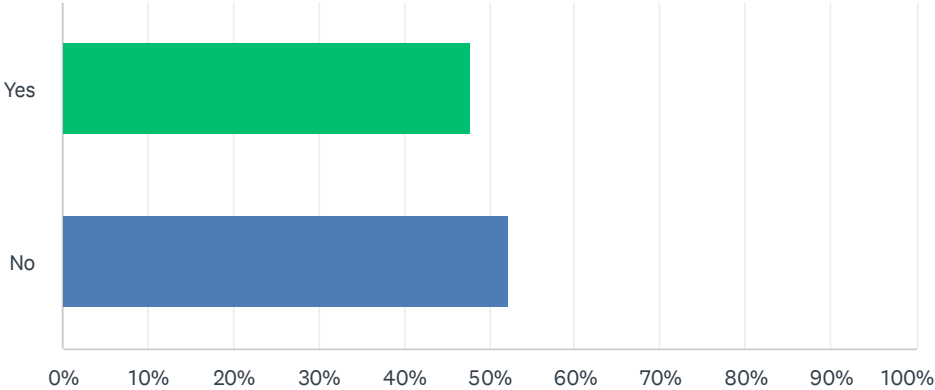
Answered: 93 Skipped: 139

Q23 What do you feel is not working, difficult, and/or needs improvement at your child's school? (This is your chance to tell us what you would like to see change.)

Answered: 101 Skipped: 131

Q24 Are you aware of the Career and Technical Education options available to your child through Brevard Public Schools?

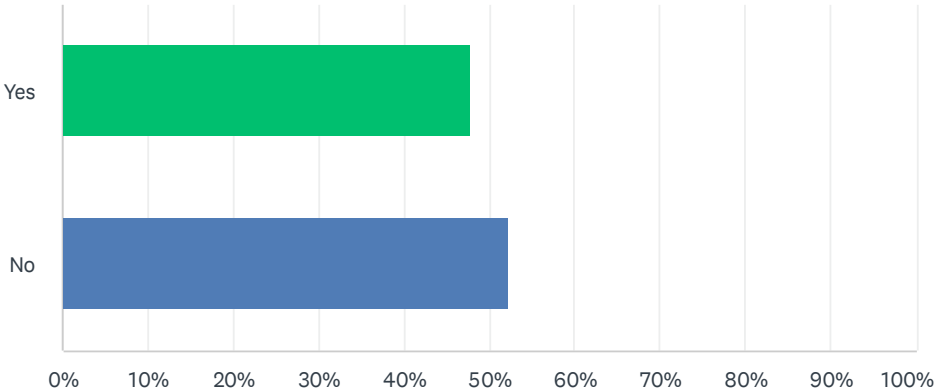
Answered: 178 Skipped: 54



ANSWER CHOICES	RESPONSES	
Yes	47.75%	85
No	52.25%	93
TOTAL		178

Q25 Have you visited the Open Enrollment Parental Choice webpage?

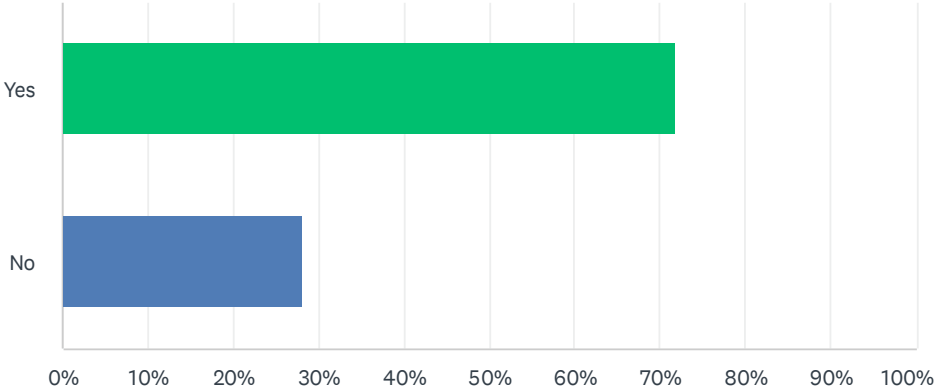
Answered: 178 Skipped: 54



ANSWER CHOICES	RESPONSES	
Yes	47.75%	85
No	52.25%	93
TOTAL		178

Q26 Are you aware of the school enrollment choices available to your child at Brevard Public Schools?

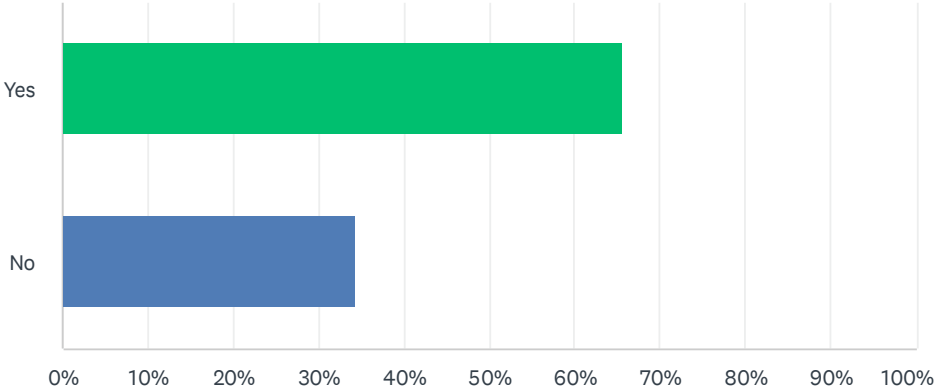
Answered: 178 Skipped: 54



ANSWER CHOICES	RESPONSES	
Yes	71.91%	128
No	28.09%	50
TOTAL		178

Q27 Do you use the school or district website to find information about your child's education?

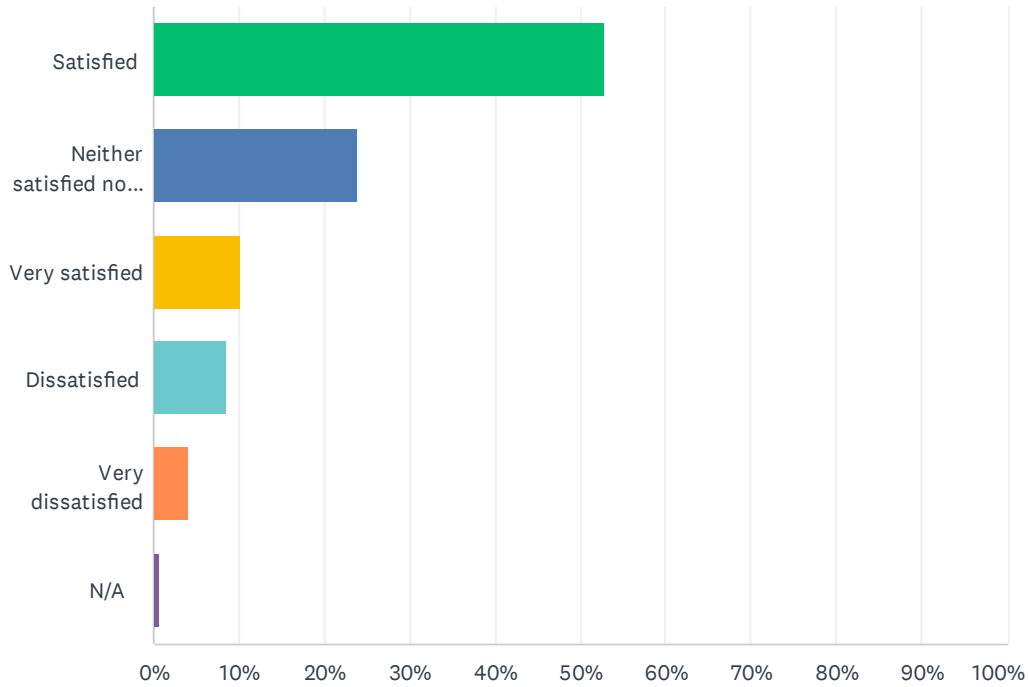
Answered: 175 Skipped: 57



ANSWER CHOICES	RESPONSES	
Yes	65.71%	115
No	34.29%	60
TOTAL		175

Q28 Please rate your overall satisfaction with Brevard Public Schools

Answered: 176 Skipped: 56



ANSWER CHOICES	RESPONSES	
Satisfied	52.84%	93
Neither satisfied nor dissatisfied	23.86%	42
Very satisfied	10.23%	18
Dissatisfied	8.52%	15
Very dissatisfied	3.98%	7
N/A	0.57%	1
TOTAL		176