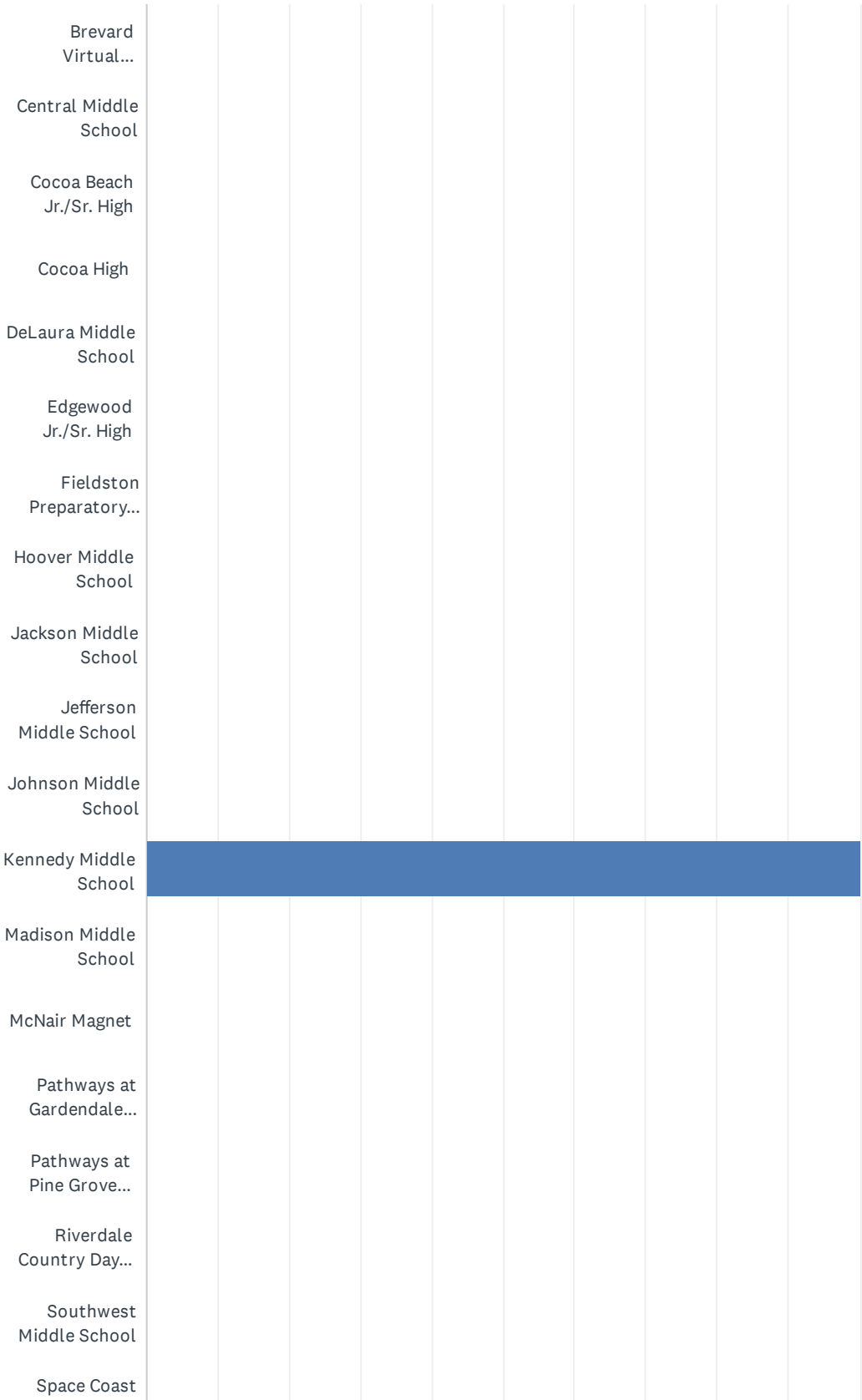
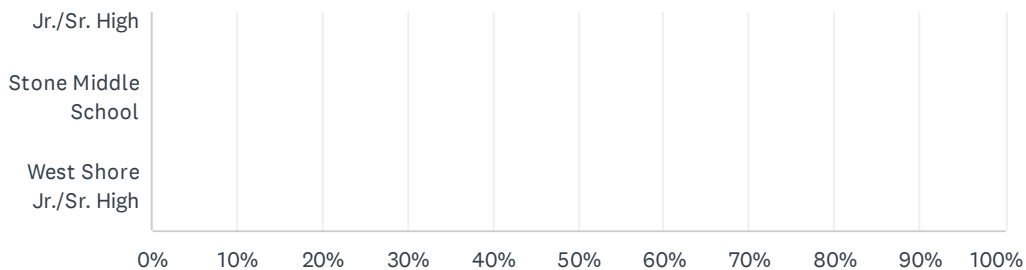


# Q1 What school does your child attend?

Answered: 251 Skipped: 0



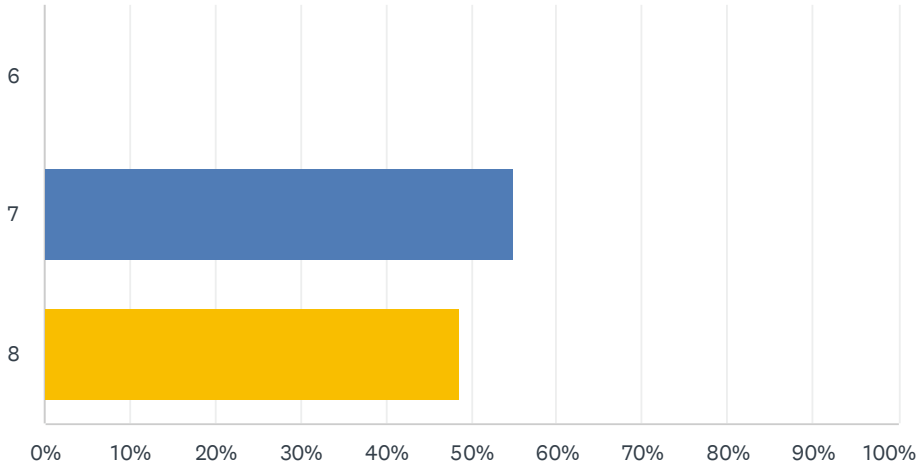
## Brevard Public Schools Middle School Parent Survey 2021-2022



ANSWER CHOICES	RESPONSES	
Brevard Virtual Instruction Program (BVIP)	0.00%	0
Central Middle School	0.00%	0
Cocoa Beach Jr./Sr. High	0.00%	0
Cocoa High	0.00%	0
DeLaura Middle School	0.00%	0
Edgewood Jr./Sr. High	0.00%	0
Fieldston Preparatory School	0.00%	0
Hoover Middle School	0.00%	0
Jackson Middle School	0.00%	0
Jefferson Middle School	0.00%	0
Johnson Middle School	0.00%	0
Kennedy Middle School	100.00%	251
Madison Middle School	0.00%	0
McNair Magnet	0.00%	0
Pathways at Gardendale (North/Central Area Alternative Center)	0.00%	0
Pathways at Pine Grove (South Area Alternative Center)	0.00%	0
Riverdale Country Day School	0.00%	0
Southwest Middle School	0.00%	0
Space Coast Jr./Sr. High	0.00%	0
Stone Middle School	0.00%	0
West Shore Jr./Sr. High	0.00%	0
<b>TOTAL</b>		<b>251</b>

## Q2 What is your child's current grade level?

Answered: 251 Skipped: 0

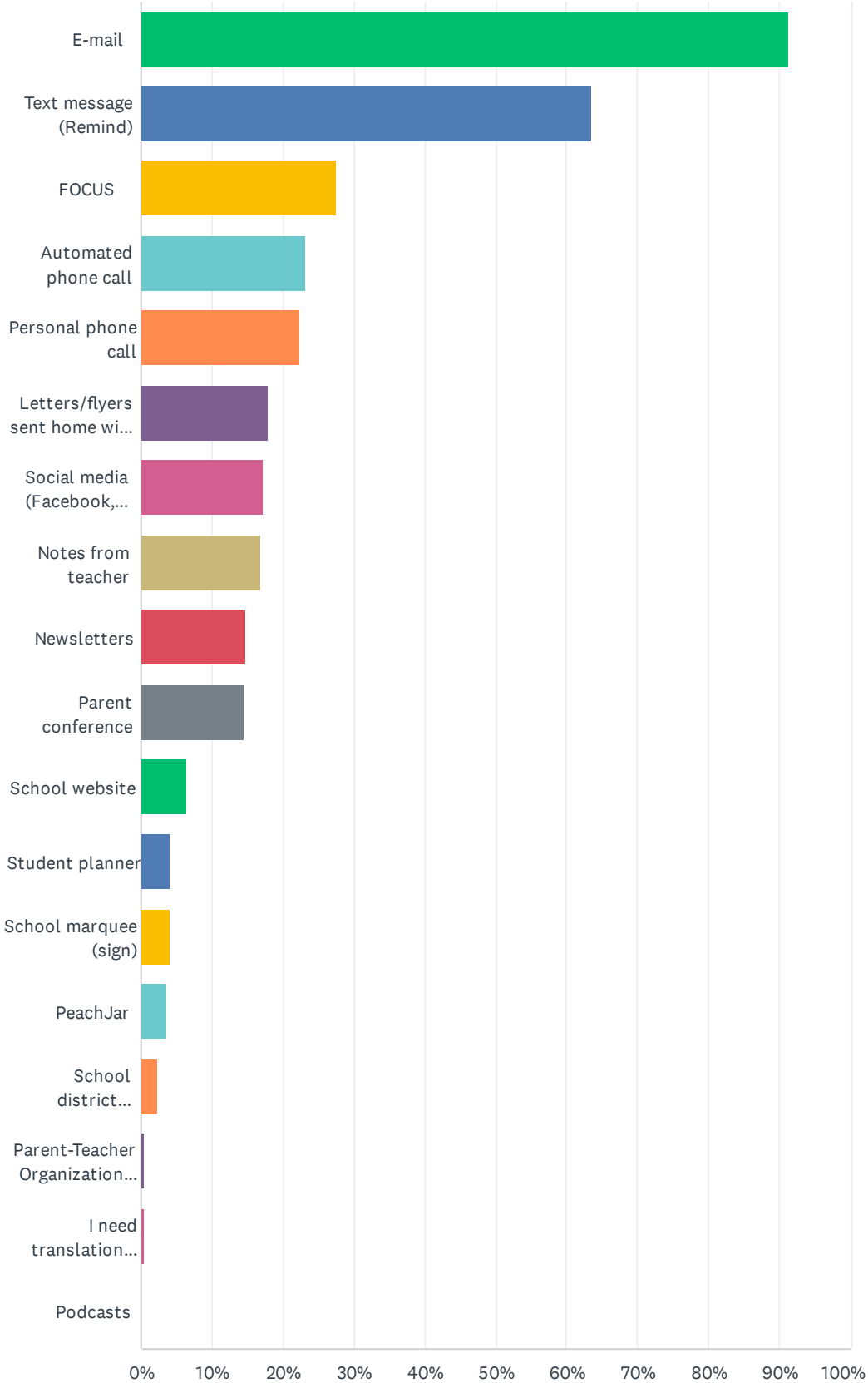


ANSWER CHOICES	RESPONSES
6	0.00% 0
7	54.98% 138
8	48.61% 122
Total Respondents: 251	

**Q3 What is the best way for us to get you important information regarding school events and/or your child's progress? (check all that apply)**

Answered: 250 Skipped: 1

Brevard Public Schools Middle School Parent Survey 2021-2022

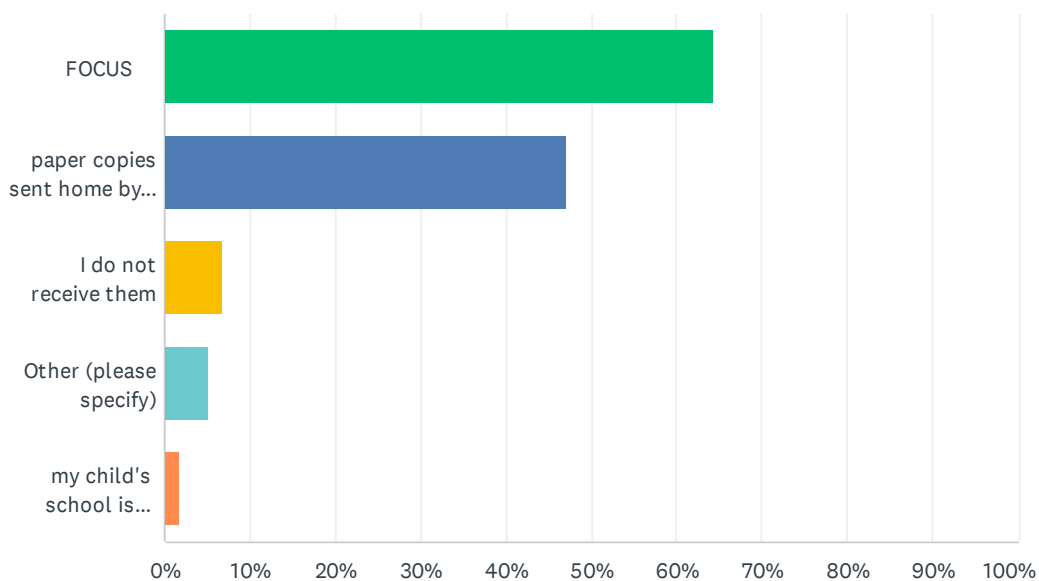


Brevard Public Schools Middle School Parent Survey 2021-2022

ANSWER CHOICES	RESPONSES	
E-mail	91.20%	228
Text message (Remind)	63.60%	159
FOCUS	27.60%	69
Automated phone call	23.20%	58
Personal phone call	22.40%	56
Letters/flyers sent home with students	18.00%	45
Social media (Facebook, Twitter)	17.20%	43
Notes from teacher	16.80%	42
Newsletters	14.80%	37
Parent conference	14.40%	36
School website	6.40%	16
Student planner	4.00%	10
School marquee (sign)	4.00%	10
PeachJar	3.60%	9
School district website	2.40%	6
Parent-Teacher Organization (PTO/PTA)	0.40%	1
I need translation assistance	0.40%	1
Podcasts	0.00%	0
Total Respondents: 250		

## Q4 How do you receive interim reports and report cards?

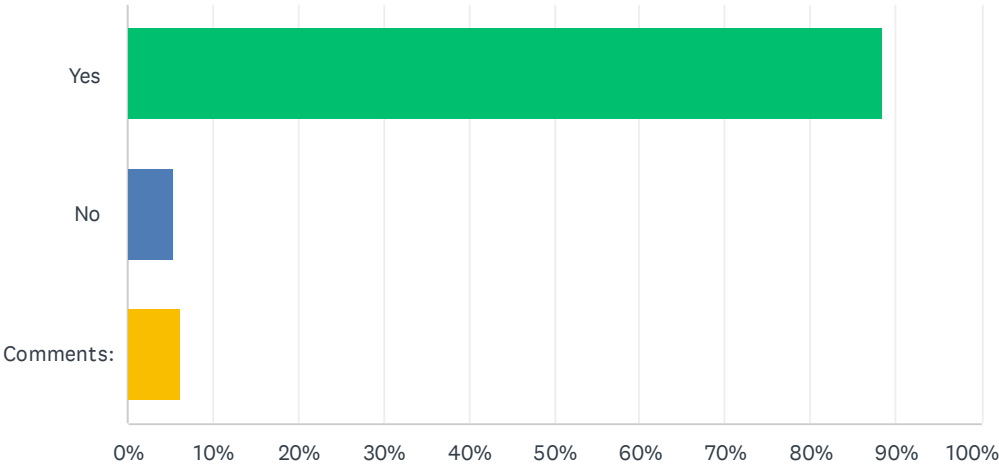
Answered: 250 Skipped: 1



ANSWER CHOICES	RESPONSES	
FOCUS	64.40%	161
paper copies sent home by the school	47.20%	118
I do not receive them	6.80%	17
Other (please specify)	5.20%	13
my child's school is paperless	1.60%	4
Total Respondents: 250		

### Q5 Do you feel welcome at your child's school?

Answered: 241 Skipped: 10

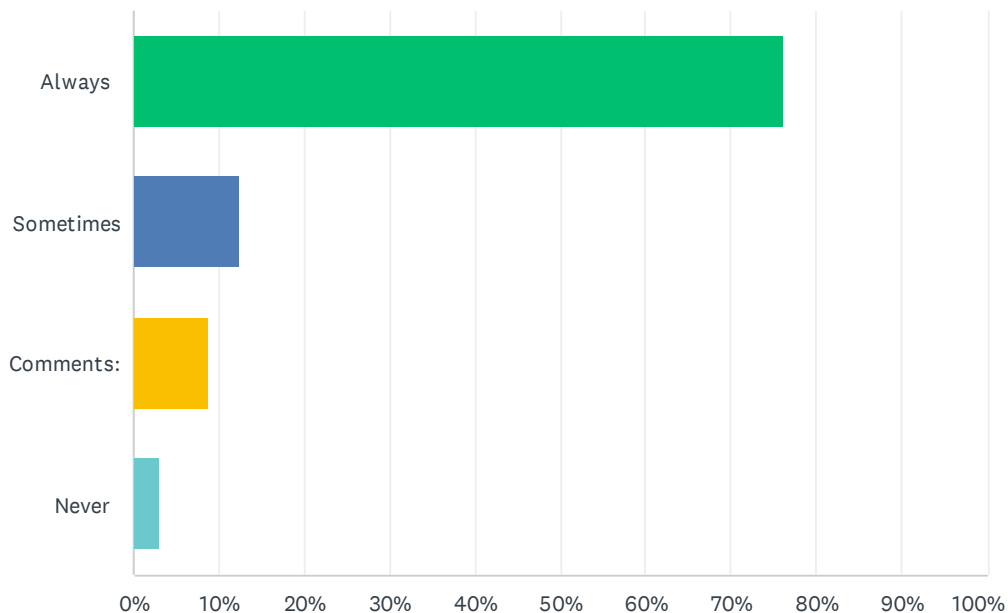


ANSWER CHOICES	RESPONSES
Yes	88.38% 213
No	5.39% 13
Comments:	6.22% 15
<b>TOTAL</b>	<b>241</b>



## Q6 The office staff at my school is polite and is helpful in answering my questions or concerns.

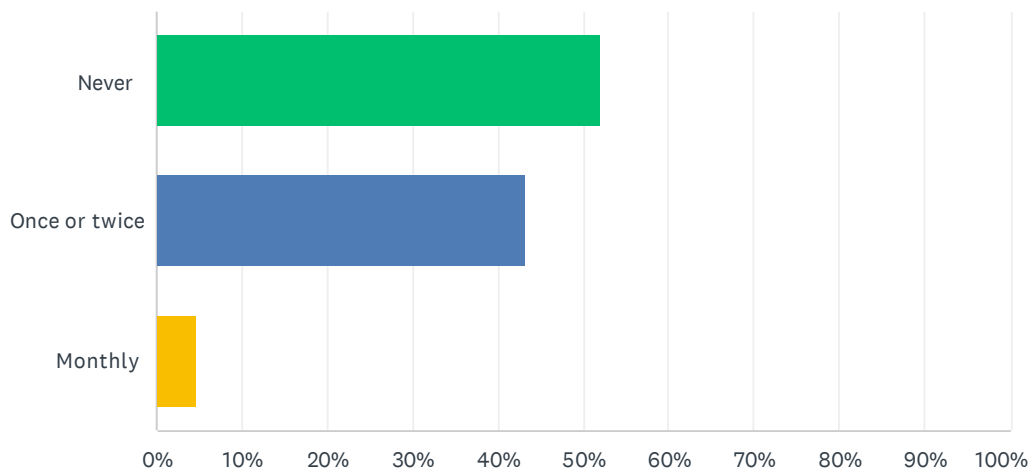
Answered: 243 Skipped: 8



ANSWER CHOICES	RESPONSES	
Always	76.13%	185
Sometimes	12.35%	30
Comments:	8.64%	21
Never	2.88%	7
<b>TOTAL</b>		<b>243</b>

### Q7 Following this year's health and safety protocols, how often did you attend a parent meeting or event at your child's school that supported your child's academic success?

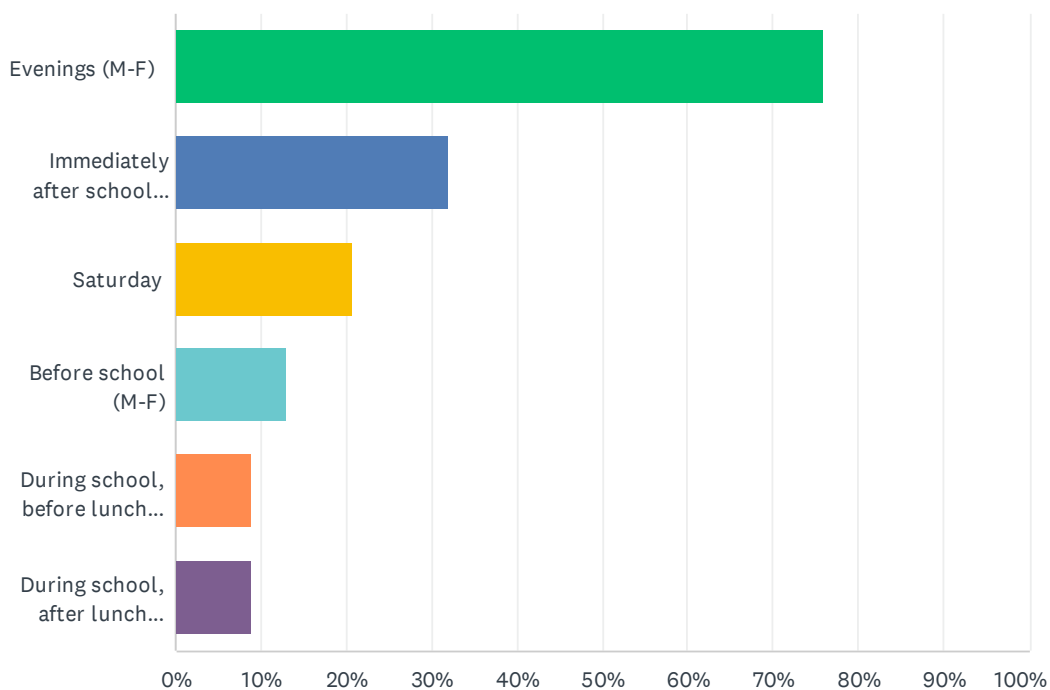
Answered: 236 Skipped: 15



ANSWER CHOICES	RESPONSES	
Never	52.12%	123
Once or twice	43.22%	102
Monthly	4.66%	11
<b>TOTAL</b>		<b>236</b>

## Q8 When is the best time for you to attend a school event for families?

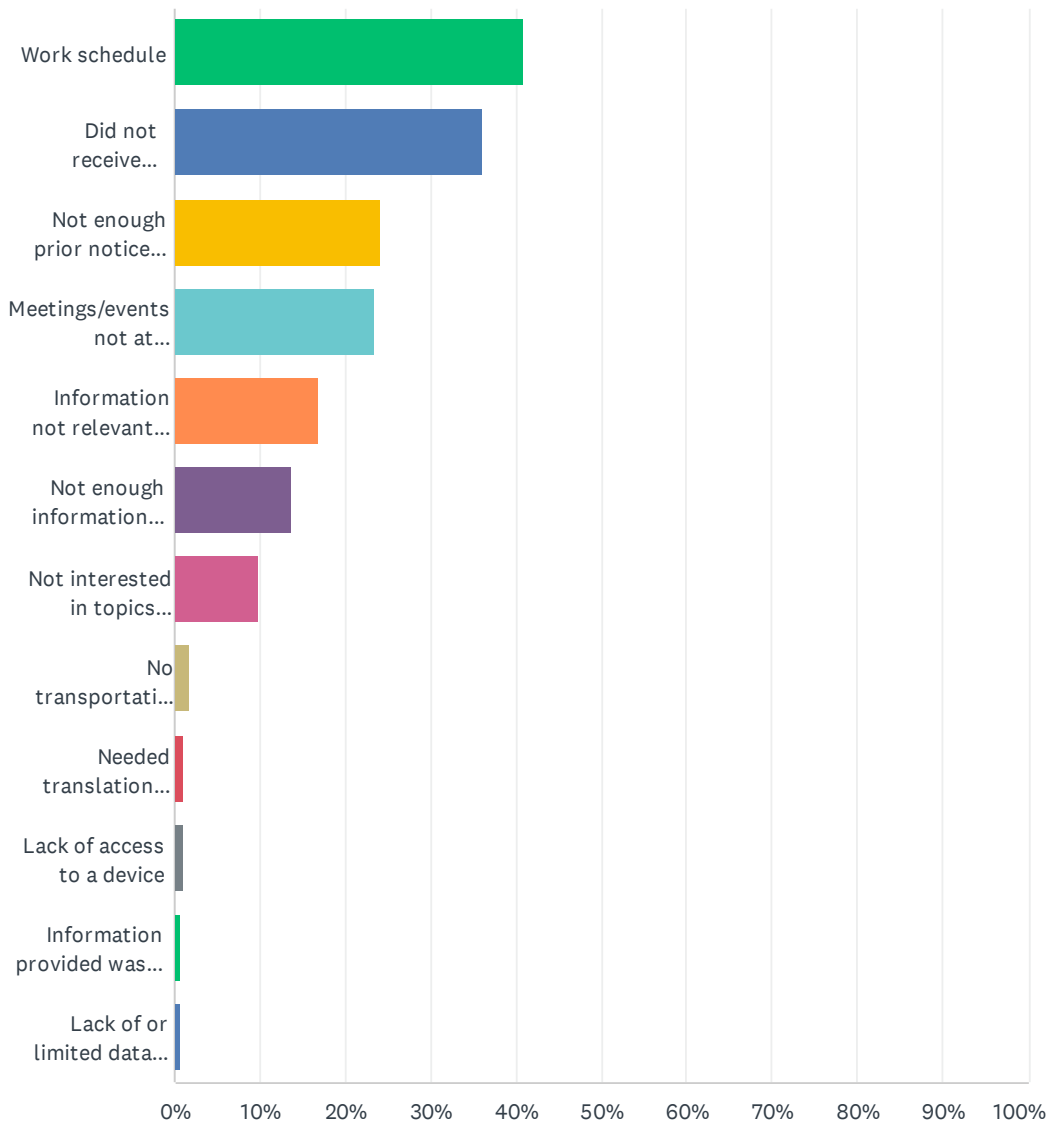
Answered: 237 Skipped: 14



ANSWER CHOICES	RESPONSES	
Evenings (M-F)	75.95%	180
Immediately after school (M-F)	32.07%	76
Saturday	20.68%	49
Before school (M-F)	13.08%	31
During school, before lunch (M-F)	8.86%	21
During school, after lunch (M-F)	8.86%	21
Total Respondents: 237		

### Q9 If you were unable to attend informational meetings or academic events, please share why. (Check all that apply)

Answered: 183 Skipped: 68



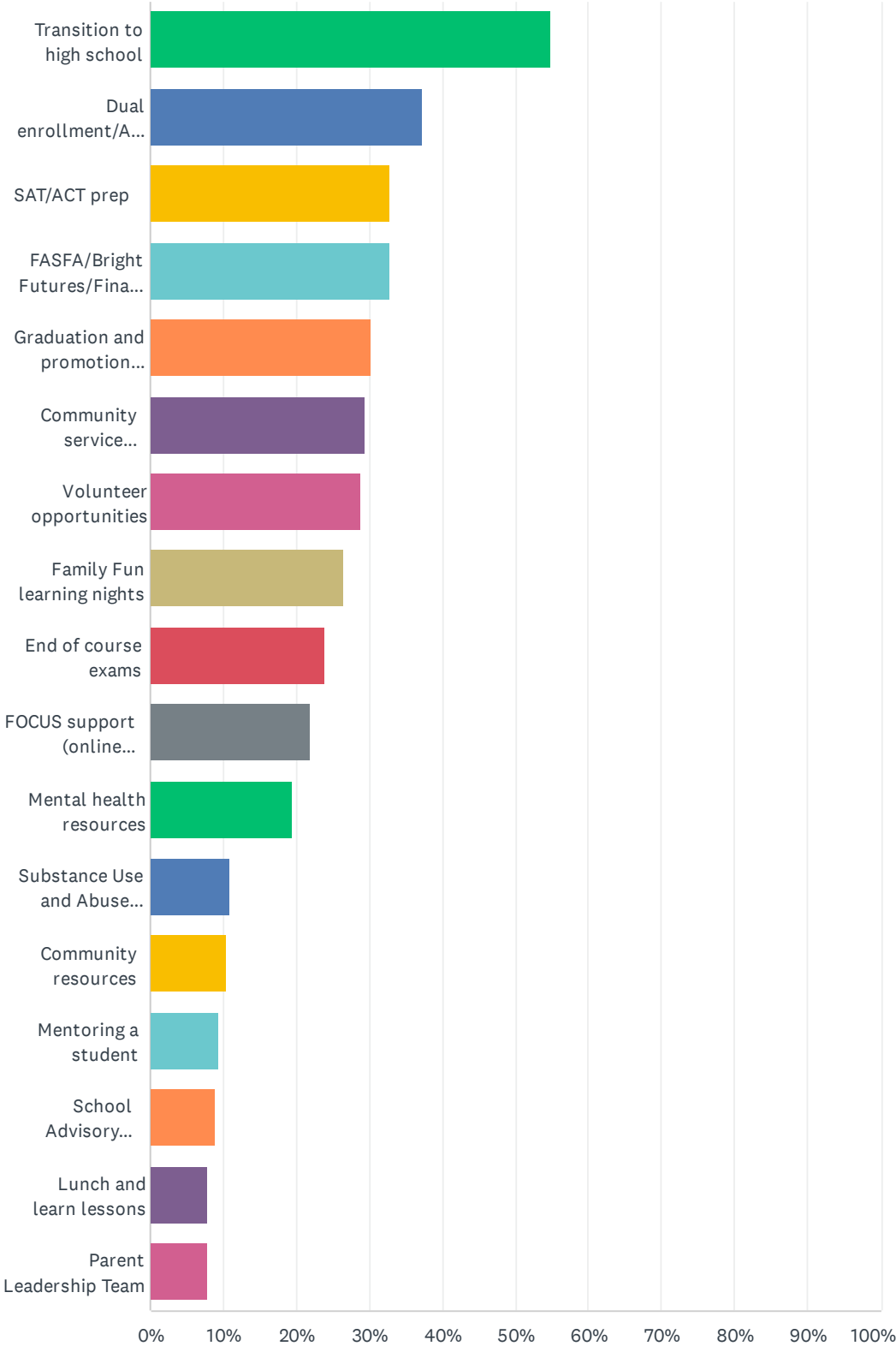
Brevard Public Schools Middle School Parent Survey 2021-2022

ANSWER CHOICES	RESPONSES	
Work schedule	40.98%	75
Did not receive information about meetings/events	36.07%	66
Not enough prior notice provided	24.04%	44
Meetings/events not at convenient times	23.50%	43
Information not relevant to me/my child	16.94%	31
Not enough information provided	13.66%	25
Not interested in topics presented	9.84%	18
No transportation to get to meetings/events	1.64%	3
Needed translation services	1.09%	2
Lack of access to a device	1.09%	2
Information provided was difficult to understand	0.55%	1
Lack of or limited data plan	0.55%	1
Total Respondents: 183		

**Q10 Which of the following informational meetings and activities would you be interested in participating in or attending? (Check all that apply)**

Answered: 201 Skipped: 50

Brevard Public Schools Middle School Parent Survey 2021-2022



Brevard Public Schools Middle School Parent Survey 2021-2022

ANSWER CHOICES	RESPONSES	
Transition to high school	54.73%	110
Dual enrollment/Advanced Placement courses	37.31%	75
SAT/ACT prep	32.84%	66
FASFA/Bright Futures/Financial aid options	32.84%	66
Graduation and promotion requirements	30.35%	61
Community service projects with staff/students	29.35%	59
Volunteer opportunities	28.86%	58
Family Fun learning nights	26.37%	53
End of course exams	23.88%	48
FOCUS support (online gradebook, absences and teacher webpages)	21.89%	44
Mental health resources	19.40%	39
Substance Use and Abuse (alcohol, street drugs, vaping, prescription drugs)	10.95%	22
Community resources	10.45%	21
Mentoring a student	9.45%	19
School Advisory Council (SAC) or Parent Teacher Organization (PTO)	8.96%	18
Lunch and learn lessons	7.96%	16
Parent Leadership Team	7.96%	16
Total Respondents: 201		

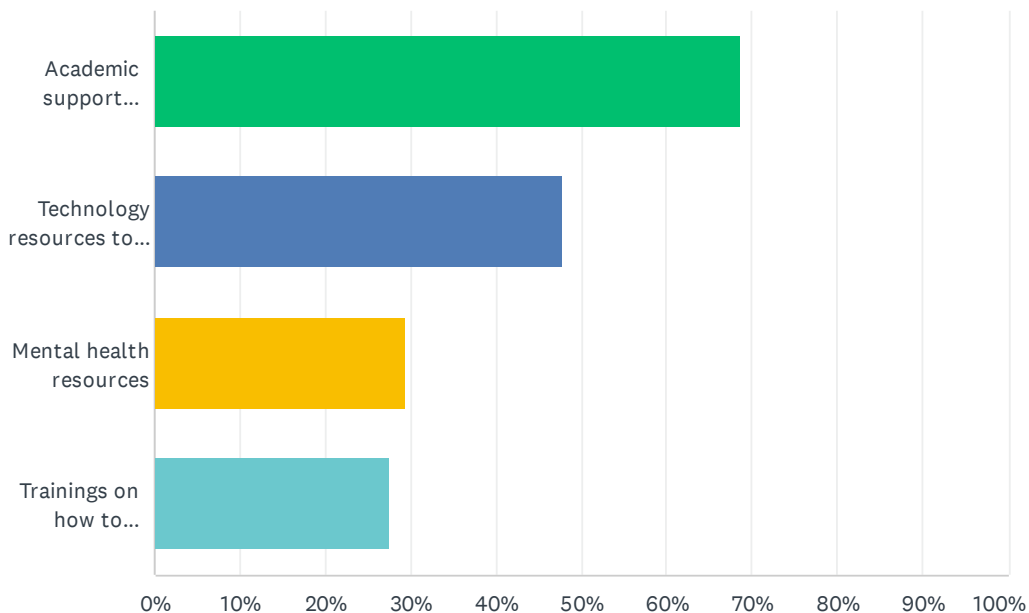


## Q11 In what ways can family engagement be strengthened at your child's school?

Answered: 74 Skipped: 177

## Q12 What types of family engagement resources would you use if they were provided at your school?

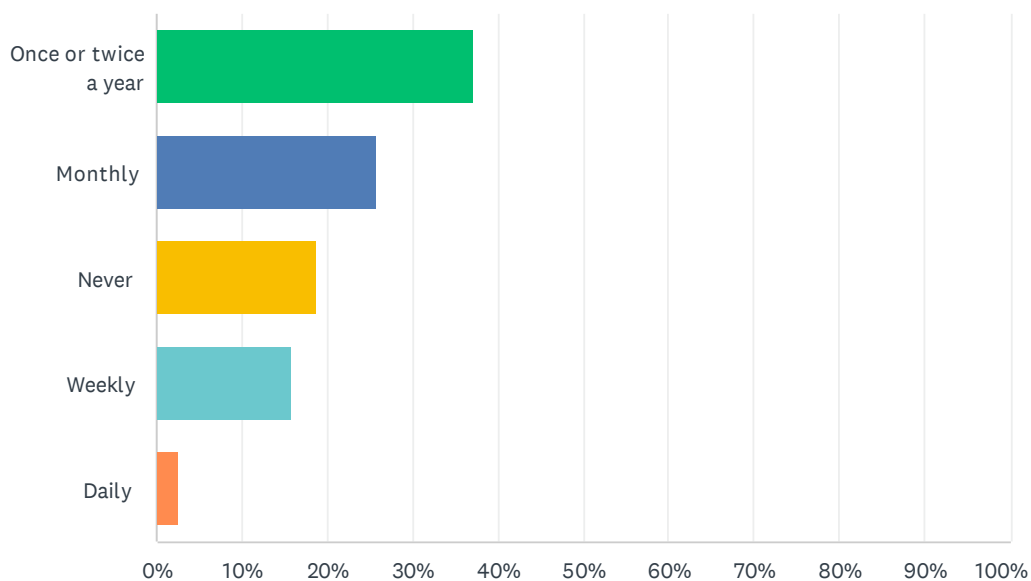
Answered: 153 Skipped: 98



ANSWER CHOICES	RESPONSES	
Academic support materials for families to use at home	68.63%	105
Technology resources to support learning at home	47.71%	73
Mental health resources	29.41%	45
Trainings on how to participate in school decision-making committees	27.45%	42
Total Respondents: 153		

### Q13 How often do you communicate with your child's teachers?

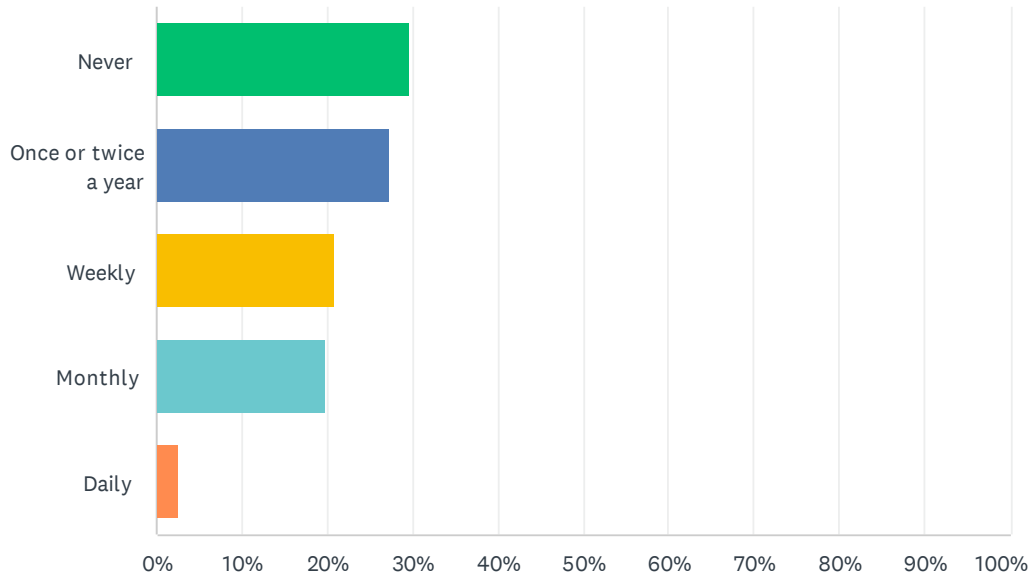
Answered: 202 Skipped: 49



ANSWER CHOICES	RESPONSES	
Once or twice a year	37.13%	75
Monthly	25.74%	52
Never	18.81%	38
Weekly	15.84%	32
Daily	2.48%	5
<b>TOTAL</b>		<b>202</b>

## Q14 How often do your child's teachers communicate with you about your child's progress?

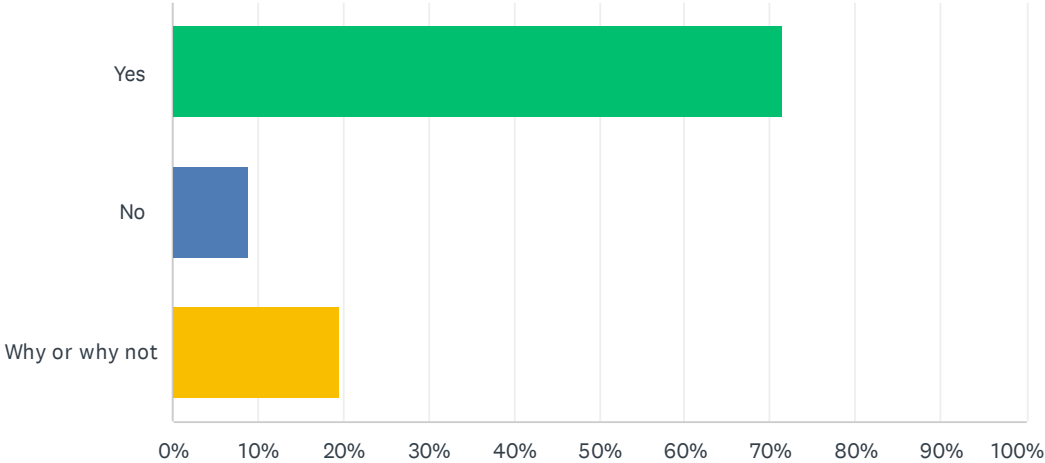
Answered: 202 Skipped: 49



ANSWER CHOICES	RESPONSES	
Never	29.70%	60
Once or twice a year	27.23%	55
Weekly	20.79%	42
Monthly	19.80%	40
Daily	2.48%	5
<b>TOTAL</b>		<b>202</b>

### Q15 Are you satisfied with the relationship and communication you currently have with your child’s principal?

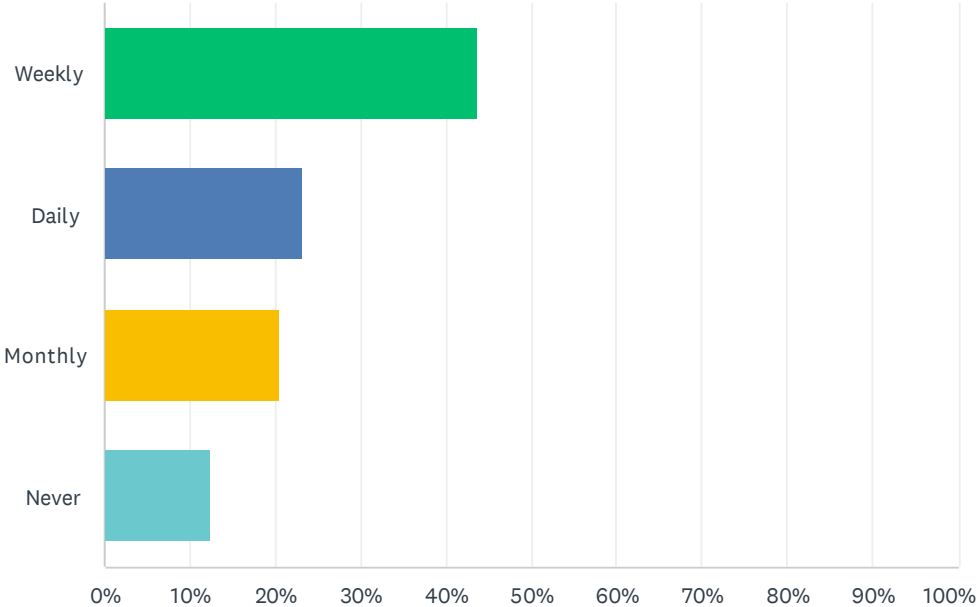
Answered: 213 Skipped: 38



ANSWER CHOICES	RESPONSES	
Yes	71.36%	152
No	8.92%	19
Why or why not	19.72%	42
<b>TOTAL</b>		<b>213</b>

### Q16 How often do you access your child's grades and attendance information through FOCUS?

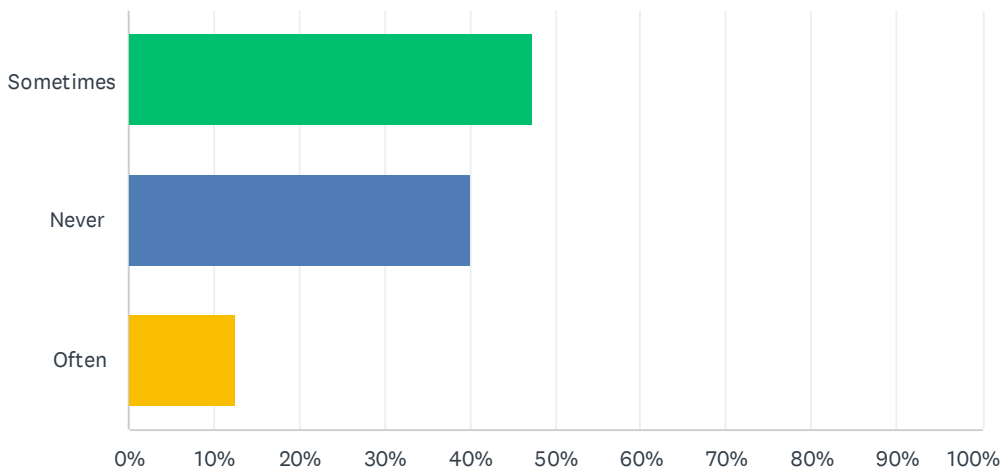
Answered: 210 Skipped: 41



ANSWER CHOICES	RESPONSES	
Weekly	43.81%	92
Daily	23.33%	49
Monthly	20.48%	43
Never	12.38%	26
TOTAL		210

### Q17 How often does your child's school or teachers provide you with information about ways you can help your child's learning at home?

Answered: 205 Skipped: 46



ANSWER CHOICES	RESPONSES
Sometimes	47.32% 97
Never	40.00% 82
Often	12.68% 26
<b>TOTAL</b>	<b>205</b>

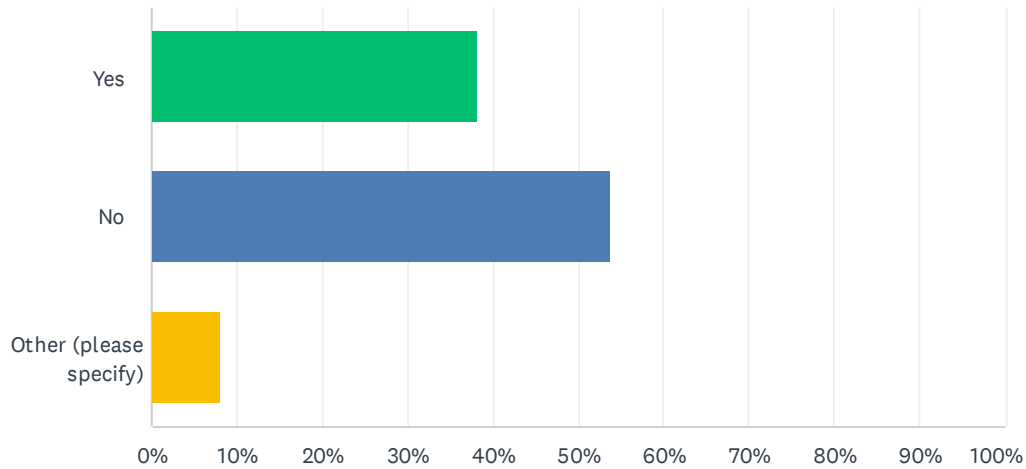
**Q18 What support do you need from the school to ensure your child's success in middle school?**

Answered: 81 Skipped: 170



### Q19 Have you been given opportunities to provide input and feedback into school decisions (school improvement, Title I services, event planning, discipline)?

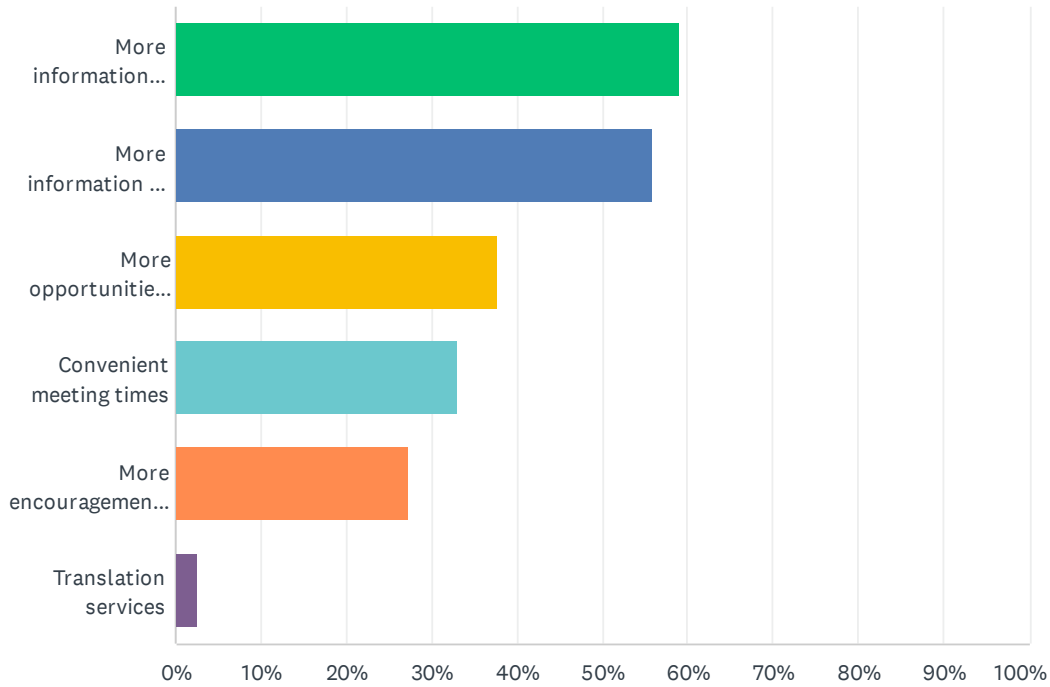
Answered: 197 Skipped: 54



ANSWER CHOICES	RESPONSES	
Yes	38.07%	75
No	53.81%	106
Other (please specify)	8.12%	16
<b>TOTAL</b>		<b>197</b>

## Q20 How could your school assist you in playing a more active role in school decision-making?

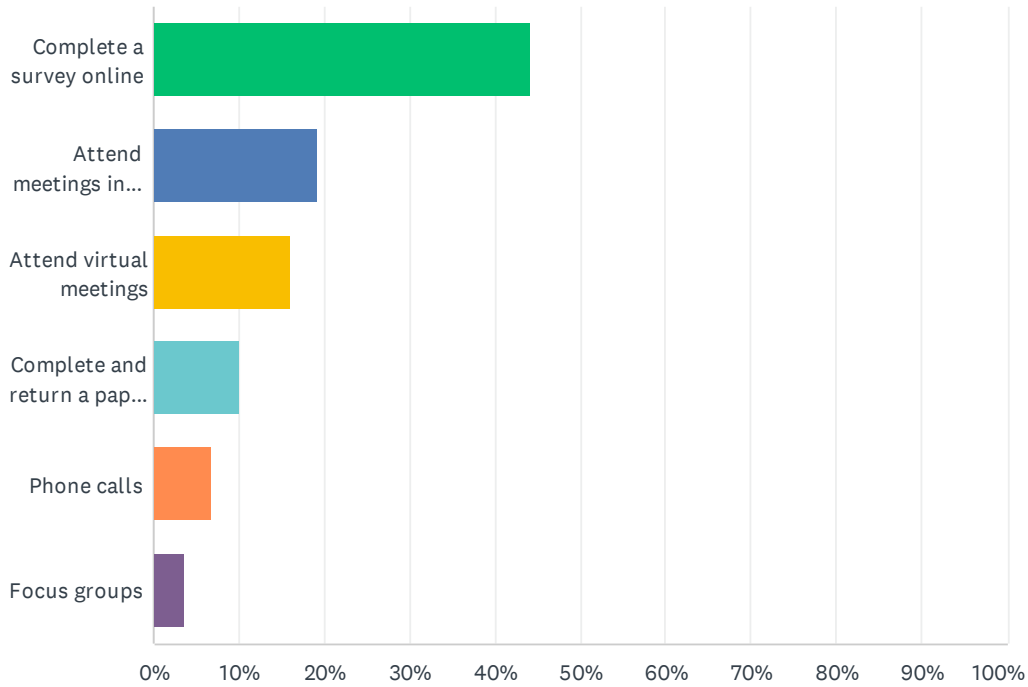
Answered: 154 Skipped: 97



ANSWER CHOICES	RESPONSES	
More information about school issues to be addressed	59.09%	91
More information on how to become engaged	55.84%	86
More opportunities to share my opinion about school issues	37.66%	58
Convenient meeting times	33.12%	51
More encouragement from the school to become engaged	27.27%	42
Translation services	2.60%	4
Total Respondents: 154		

## Q21 What is the best way for you to provide input regarding your child's school?

Answered: 188 Skipped: 63



ANSWER CHOICES	RESPONSES	
Complete a survey online	44.15%	83
Attend meetings in person	19.15%	36
Attend virtual meetings	15.96%	30
Complete and return a paper survey	10.11%	19
Phone calls	6.91%	13
Focus groups	3.72%	7
<b>TOTAL</b>		<b>188</b>

Q22 What do you feel is working well at your child's school? (This is your chance to brag about your school and share what you like about it!)

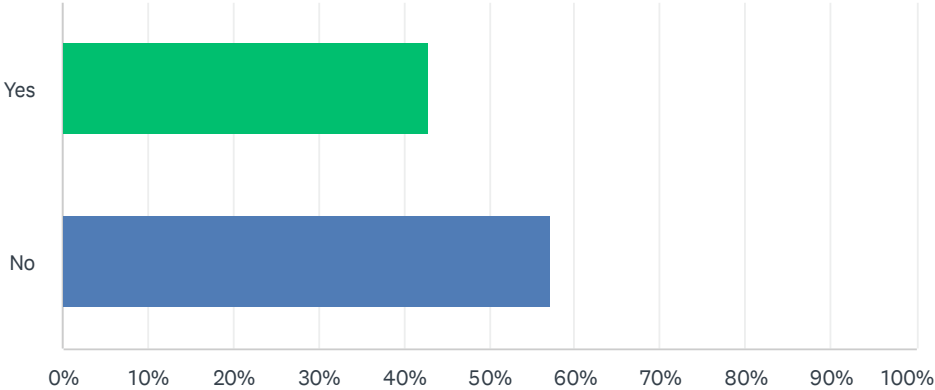
Answered: 99 Skipped: 152

Q23 What do you feel is not working, difficult, and/or needs improvement at your child's school? (This is your chance to tell us what you would like to see change.)

Answered: 88 Skipped: 163

### Q24 Are you aware of the Career and Technical Education options available to your child through Brevard Public Schools?

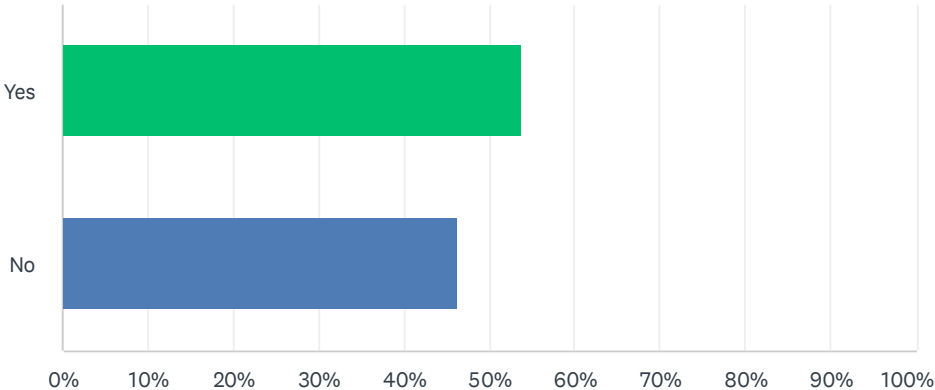
Answered: 189 Skipped: 62



ANSWER CHOICES	RESPONSES	
Yes	42.86%	81
No	57.14%	108
TOTAL		189

### Q25 Have you visited the Open Enrollment Parental Choice webpage?

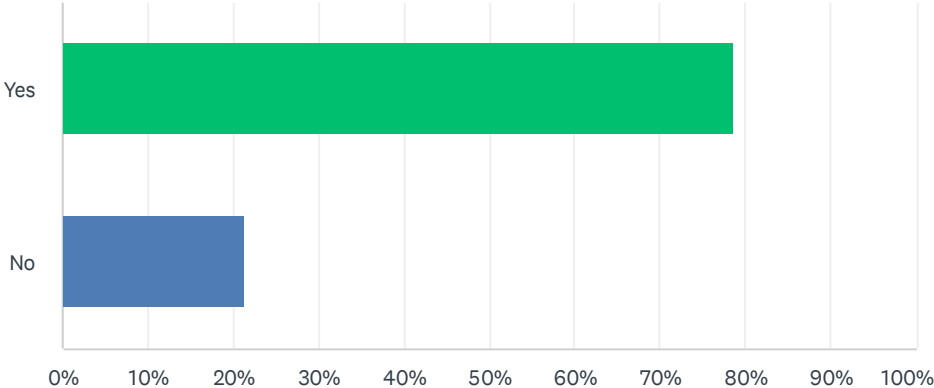
Answered: 192 Skipped: 59



ANSWER CHOICES	RESPONSES	
Yes	53.65%	103
No	46.35%	89
TOTAL		192

### Q26 Are you aware of the school enrollment choices available to your child at Brevard Public Schools?

Answered: 192 Skipped: 59

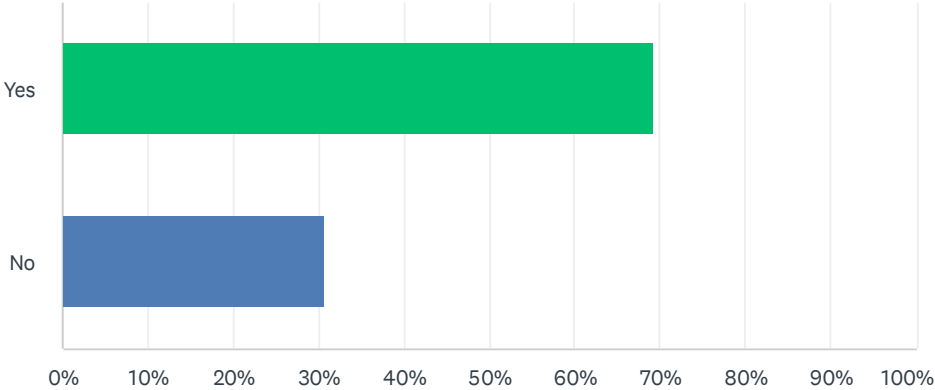


ANSWER CHOICES	RESPONSES	
Yes	78.65%	151
No	21.35%	41
TOTAL		192



### Q27 Do you use the school or district website to find information about your child's education?

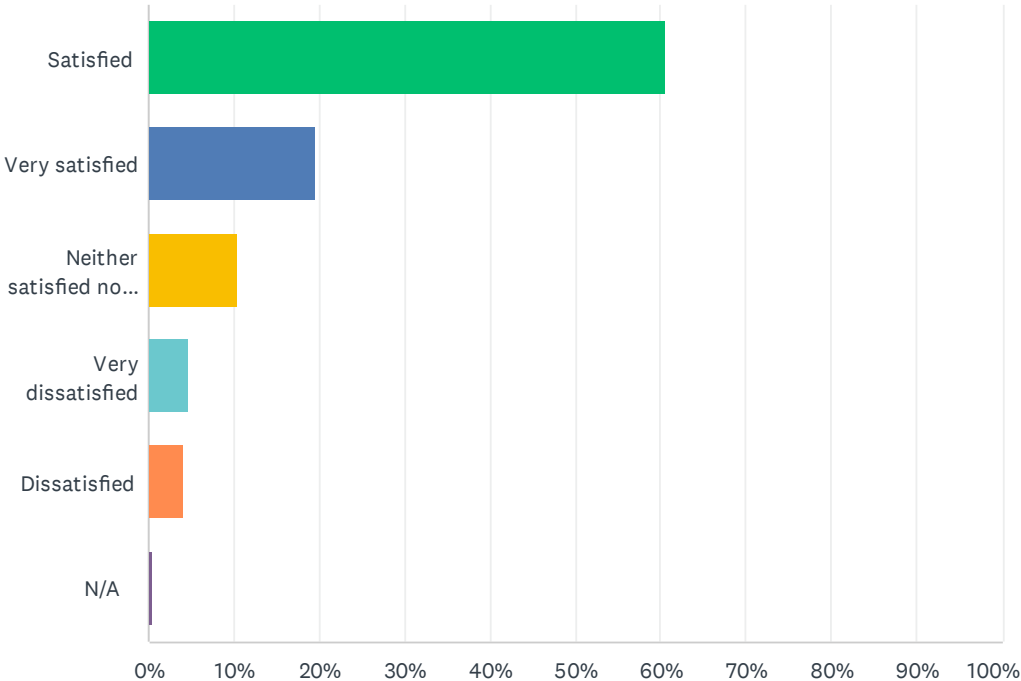
Answered: 192 Skipped: 59



ANSWER CHOICES	RESPONSES	
Yes	69.27%	133
No	30.73%	59
TOTAL		192

# Q28 Please rate your overall satisfaction with Brevard Public Schools

Answered: 193 Skipped: 58



ANSWER CHOICES	RESPONSES	
Satisfied	60.62%	117
Very satisfied	19.69%	38
Neither satisfied nor dissatisfied	10.36%	20
Very dissatisfied	4.66%	9
Dissatisfied	4.15%	8
N/A	0.52%	1
<b>TOTAL</b>		<b>193</b>