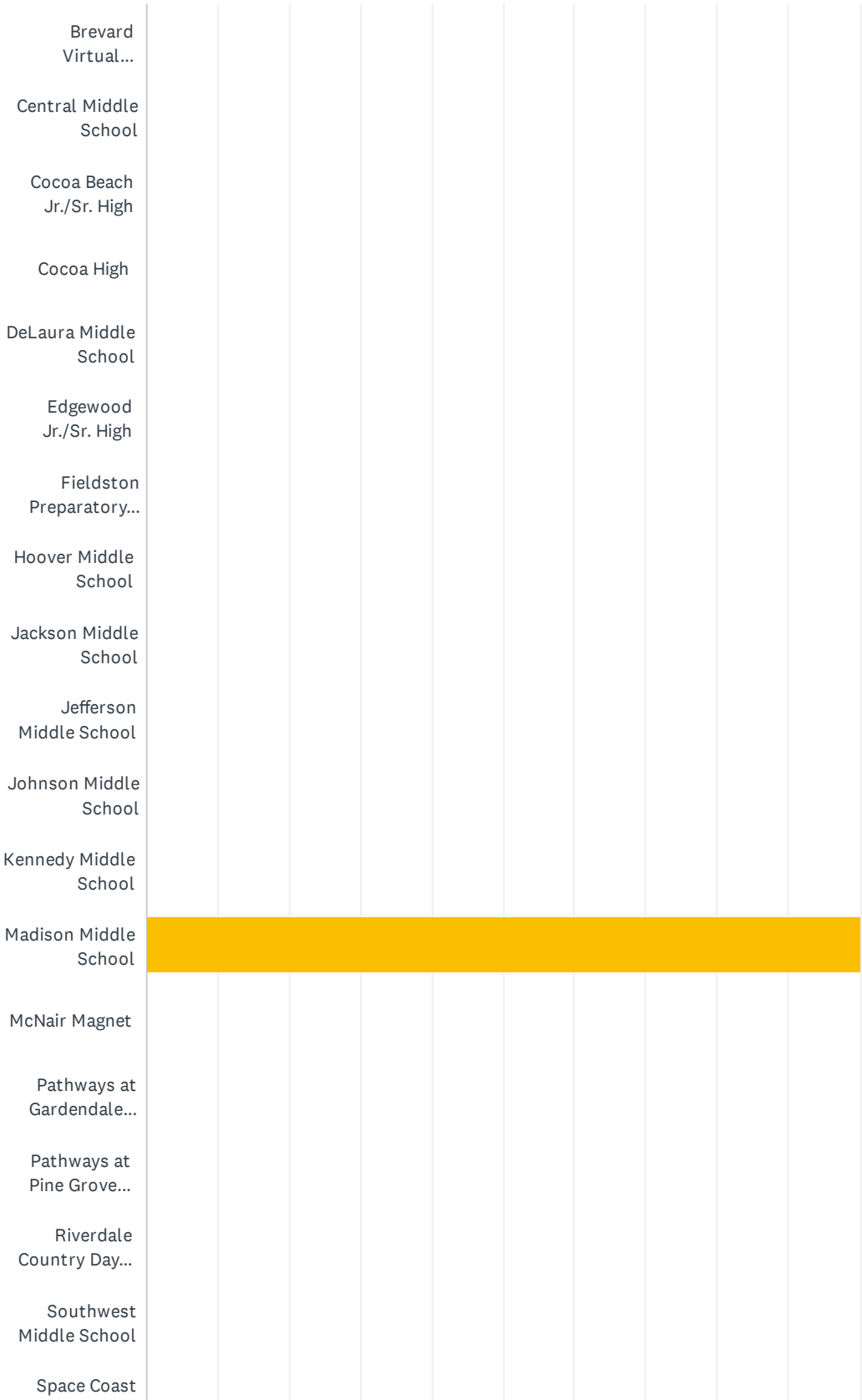
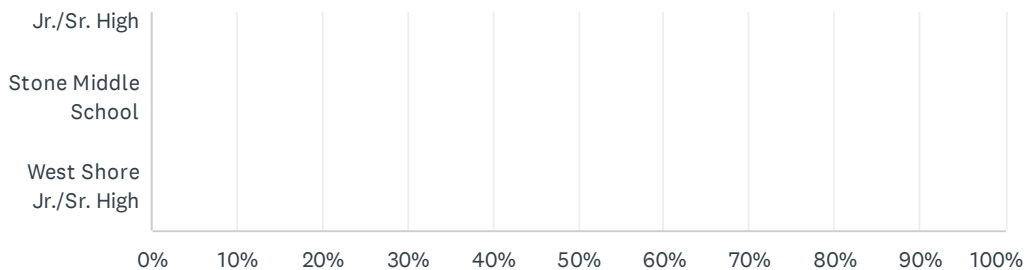


Q1 What school does your child attend?

Answered: 90 Skipped: 0



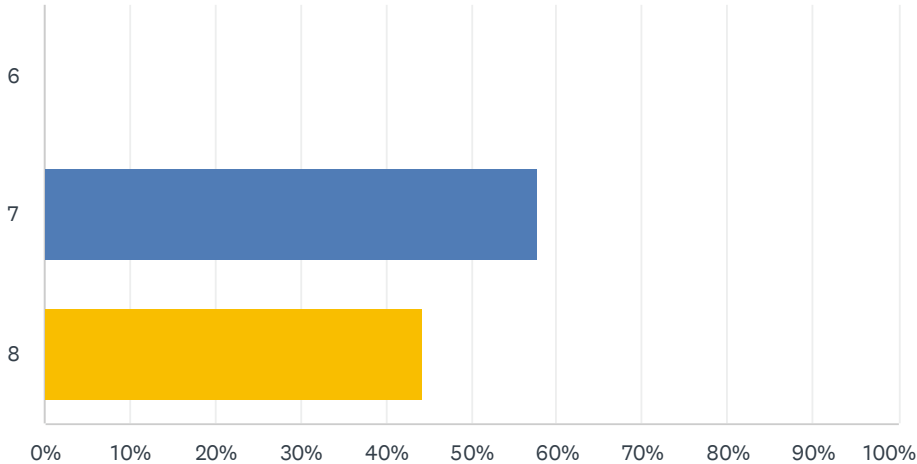
Brevard Public Schools Middle School Parent Survey 2021-2022



ANSWER CHOICES	RESPONSES	
Brevard Virtual Instruction Program (BVIP)	0.00%	0
Central Middle School	0.00%	0
Cocoa Beach Jr./Sr. High	0.00%	0
Cocoa High	0.00%	0
DeLaura Middle School	0.00%	0
Edgewood Jr./Sr. High	0.00%	0
Fieldston Preparatory School	0.00%	0
Hoover Middle School	0.00%	0
Jackson Middle School	0.00%	0
Jefferson Middle School	0.00%	0
Johnson Middle School	0.00%	0
Kennedy Middle School	0.00%	0
Madison Middle School	100.00%	90
McNair Magnet	0.00%	0
Pathways at Gardendale (North/Central Area Alternative Center)	0.00%	0
Pathways at Pine Grove (South Area Alternative Center)	0.00%	0
Riverdale Country Day School	0.00%	0
Southwest Middle School	0.00%	0
Space Coast Jr./Sr. High	0.00%	0
Stone Middle School	0.00%	0
West Shore Jr./Sr. High	0.00%	0
TOTAL		90

Q2 What is your child's current grade level?

Answered: 90 Skipped: 0

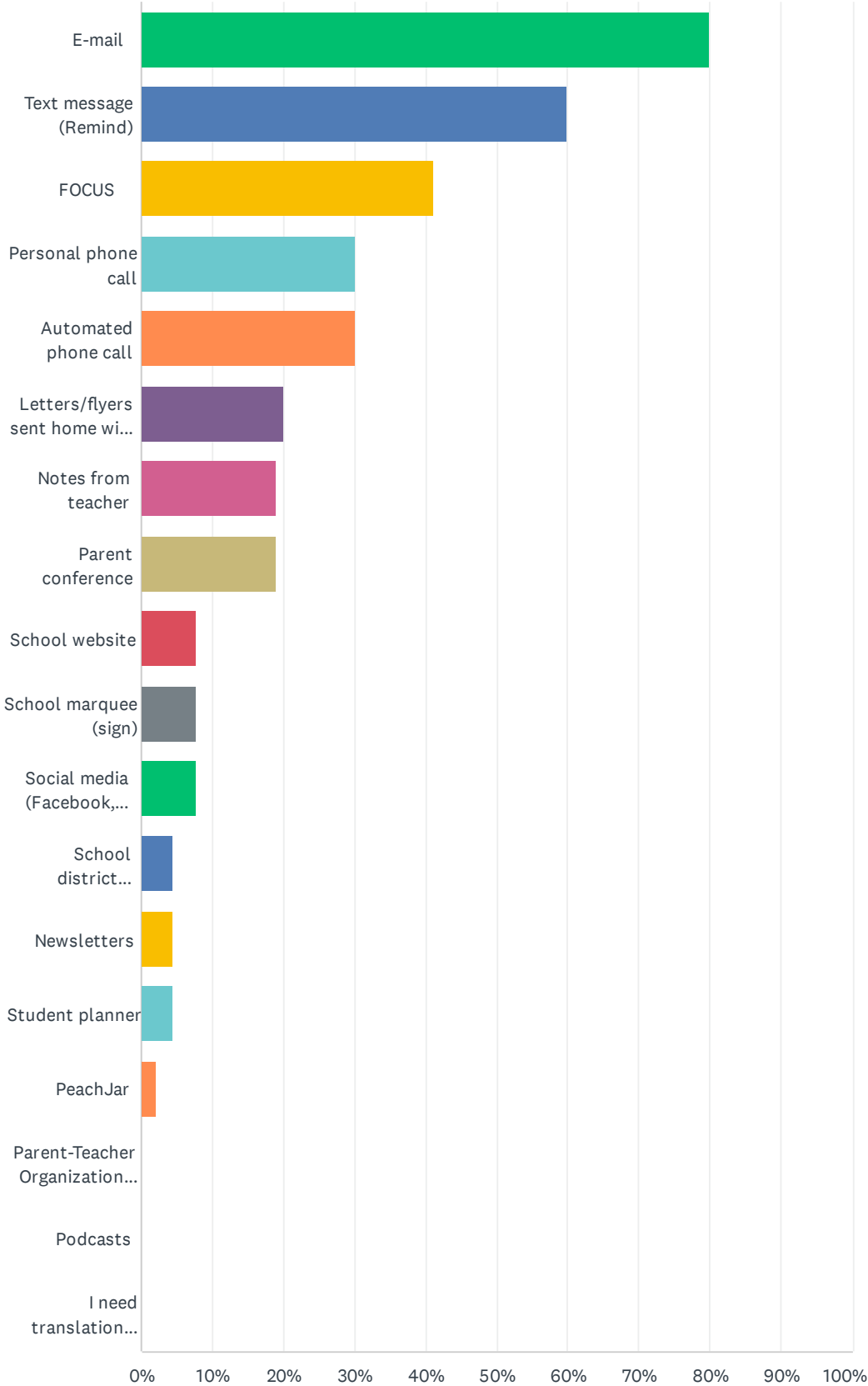


ANSWER CHOICES	RESPONSES
6	0.00% 0
7	57.78% 52
8	44.44% 40
Total Respondents: 90	

Q3 What is the best way for us to get you important information regarding school events and/or your child's progress? (check all that apply)

Answered: 90 Skipped: 0

Brevard Public Schools Middle School Parent Survey 2021-2022

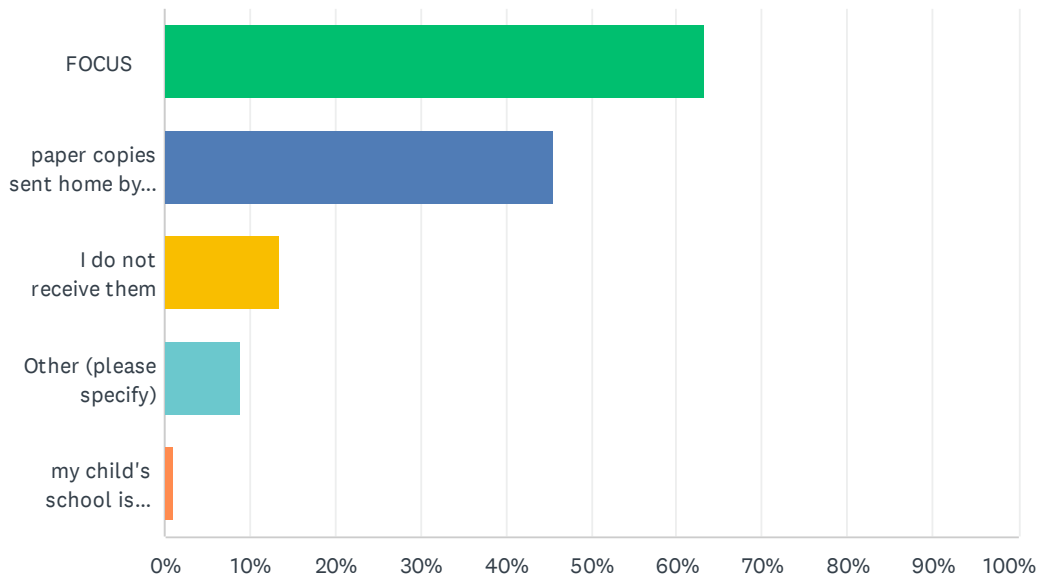


Brevard Public Schools Middle School Parent Survey 2021-2022

ANSWER CHOICES	RESPONSES	
E-mail	80.00%	72
Text message (Remind)	60.00%	54
FOCUS	41.11%	37
Personal phone call	30.00%	27
Automated phone call	30.00%	27
Letters/flyers sent home with students	20.00%	18
Notes from teacher	18.89%	17
Parent conference	18.89%	17
School website	7.78%	7
School marquee (sign)	7.78%	7
Social media (Facebook, Twitter)	7.78%	7
School district website	4.44%	4
Newsletters	4.44%	4
Student planner	4.44%	4
PeachJar	2.22%	2
Parent-Teacher Organization (PTO/PTA)	0.00%	0
Podcasts	0.00%	0
I need translation assistance	0.00%	0
Total Respondents: 90		

Q4 How do you receive interim reports and report cards?

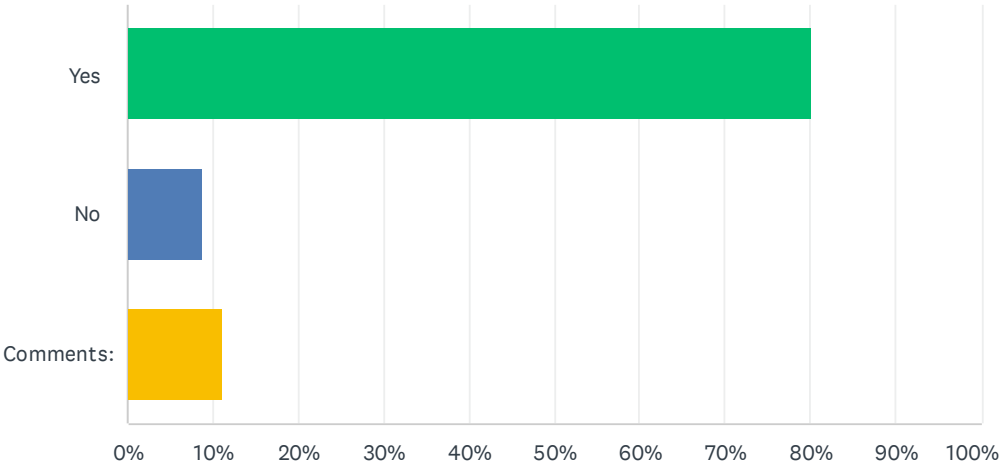
Answered: 90 Skipped: 0



ANSWER CHOICES	RESPONSES	
FOCUS	63.33%	57
paper copies sent home by the school	45.56%	41
I do not receive them	13.33%	12
Other (please specify)	8.89%	8
my child's school is paperless	1.11%	1
Total Respondents: 90		

Q5 Do you feel welcome at your child's school?

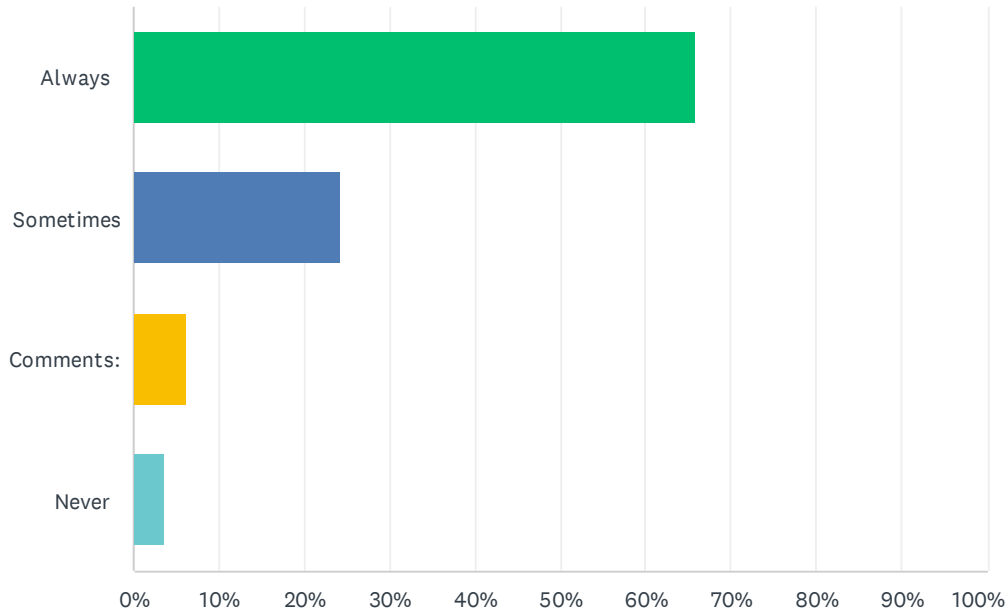
Answered: 81 Skipped: 9



ANSWER CHOICES	RESPONSES	
Yes	80.25%	65
No	8.64%	7
Comments:	11.11%	9
TOTAL		81

Q6 The office staff at my school is polite and is helpful in answering my questions or concerns.

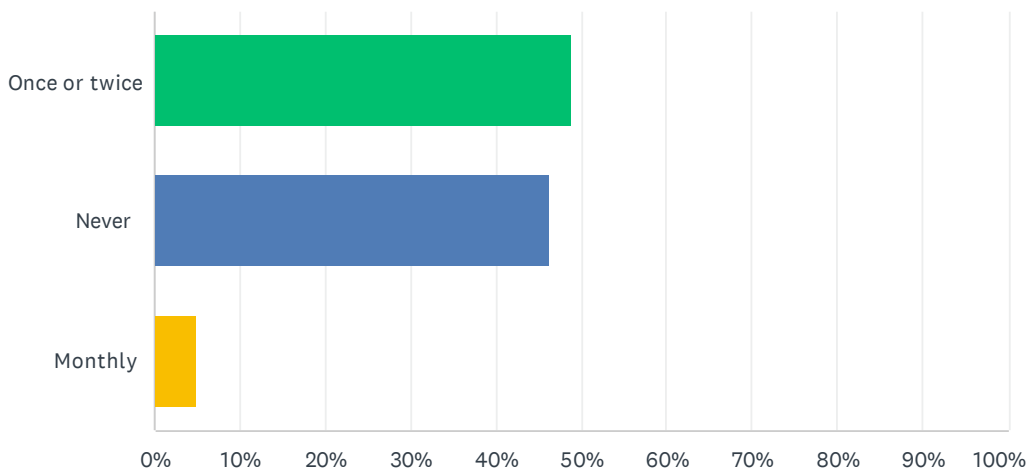
Answered: 82 Skipped: 8



ANSWER CHOICES	RESPONSES	
Always	65.85%	54
Sometimes	24.39%	20
Comments:	6.10%	5
Never	3.66%	3
TOTAL		82

Q7 Following this year's health and safety protocols, how often did you attend a parent meeting or event at your child's school that supported your child's academic success?

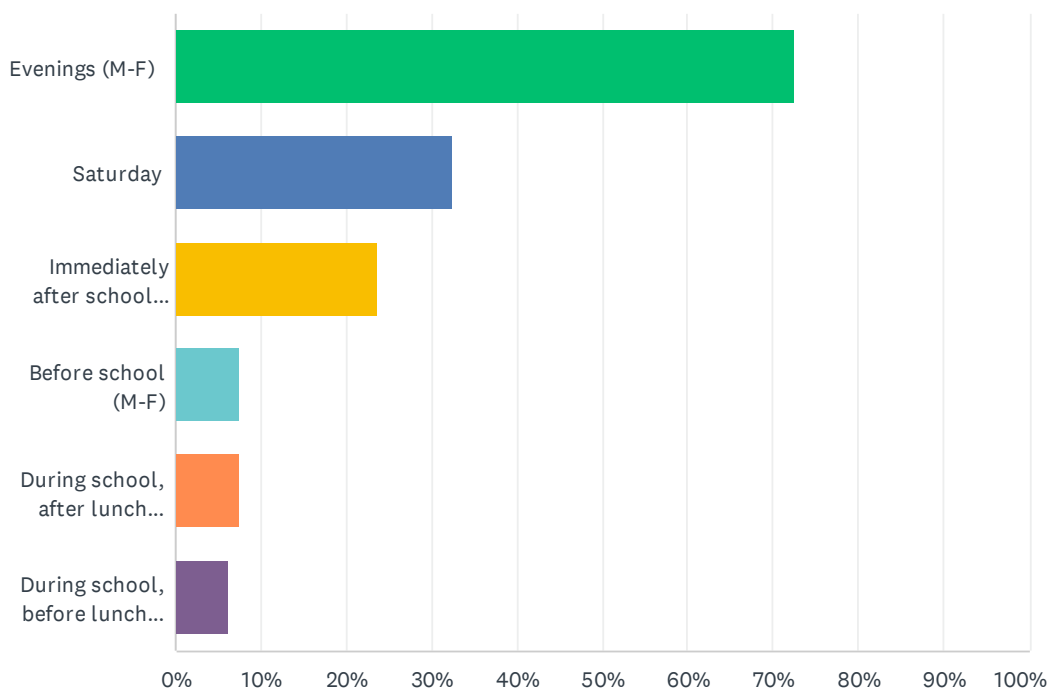
Answered: 80 Skipped: 10



ANSWER CHOICES	RESPONSES	
Once or twice	48.75%	39
Never	46.25%	37
Monthly	5.00%	4
TOTAL		80

Q8 When is the best time for you to attend a school event for families?

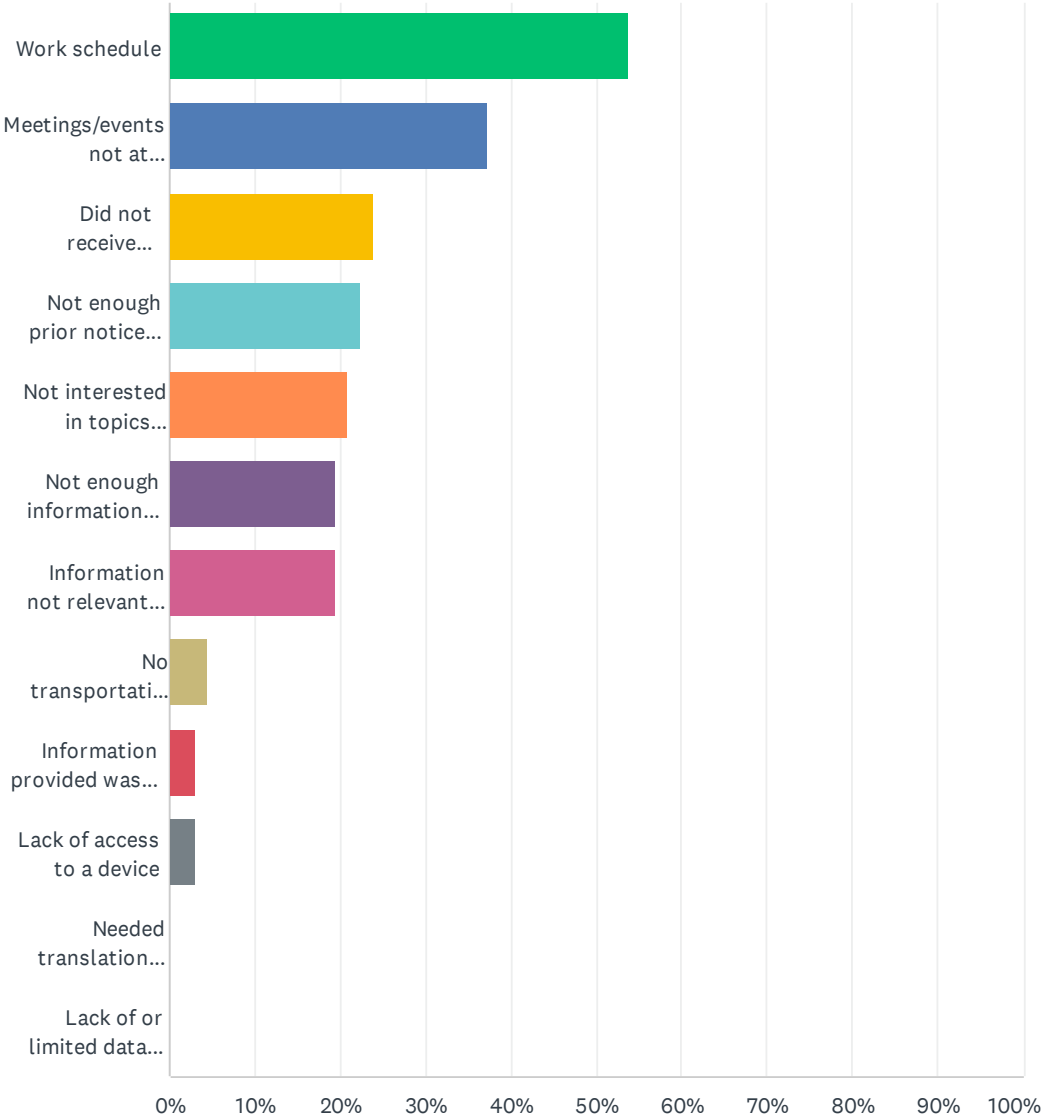
Answered: 80 Skipped: 10



ANSWER CHOICES	RESPONSES	
Evenings (M-F)	72.50%	58
Saturday	32.50%	26
Immediately after school (M-F)	23.75%	19
Before school (M-F)	7.50%	6
During school, after lunch (M-F)	7.50%	6
During school, before lunch (M-F)	6.25%	5
Total Respondents: 80		

Q9 If you were unable to attend informational meetings or academic events, please share why. (Check all that apply)

Answered: 67 Skipped: 23



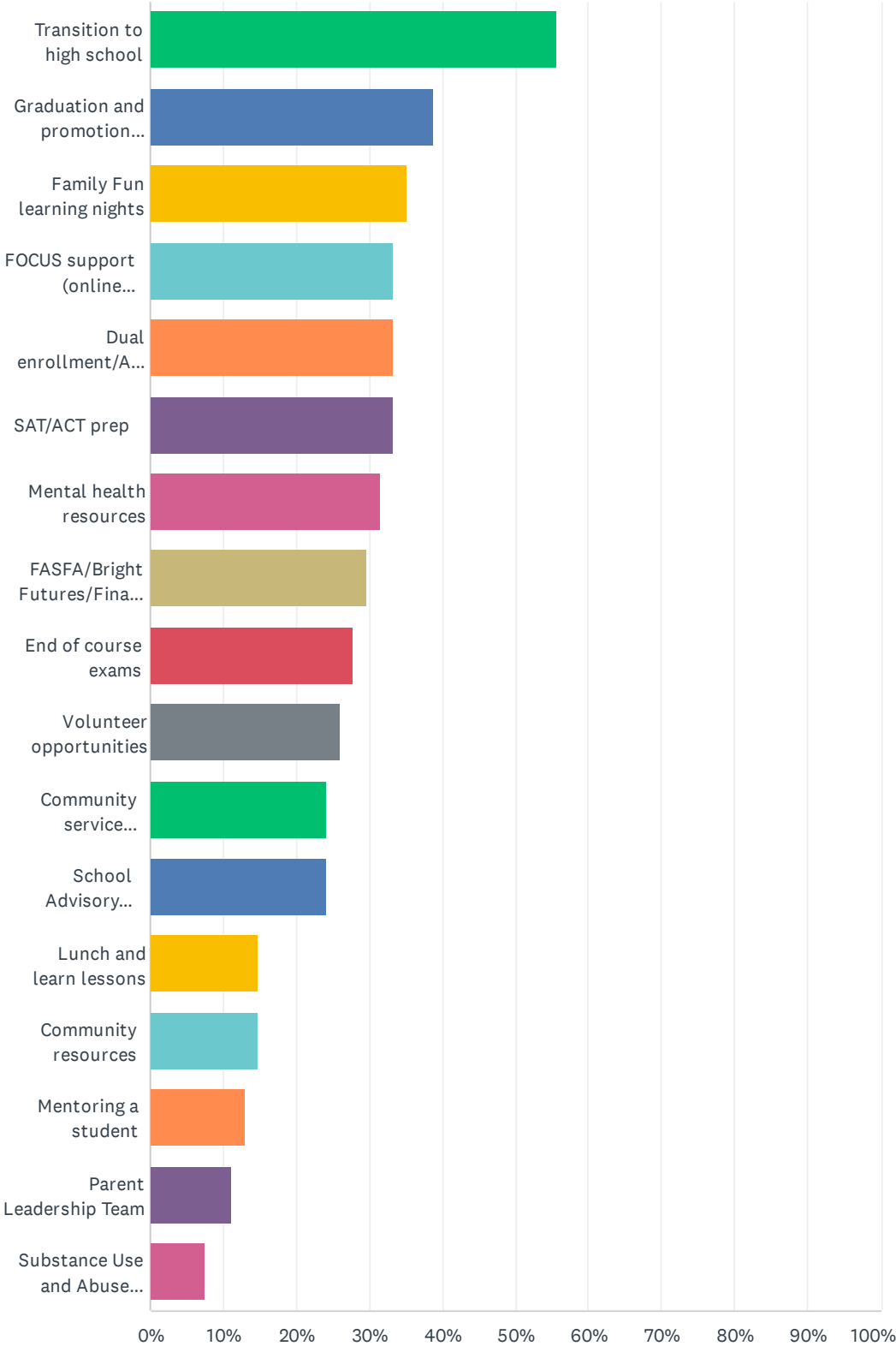
Brevard Public Schools Middle School Parent Survey 2021-2022

ANSWER CHOICES	RESPONSES	
Work schedule	53.73%	36
Meetings/events not at convenient times	37.31%	25
Did not receive information about meetings/events	23.88%	16
Not enough prior notice provided	22.39%	15
Not interested in topics presented	20.90%	14
Not enough information provided	19.40%	13
Information not relevant to me/my child	19.40%	13
No transportation to get to meetings/events	4.48%	3
Information provided was difficult to understand	2.99%	2
Lack of access to a device	2.99%	2
Needed translation services	0.00%	0
Lack of or limited data plan	0.00%	0
Total Respondents: 67		

Q10 Which of the following informational meetings and activities would you be interested in participating in or attending? (Check all that apply)

Answered: 54 Skipped: 36

Brevard Public Schools Middle School Parent Survey 2021-2022



Brevard Public Schools Middle School Parent Survey 2021-2022

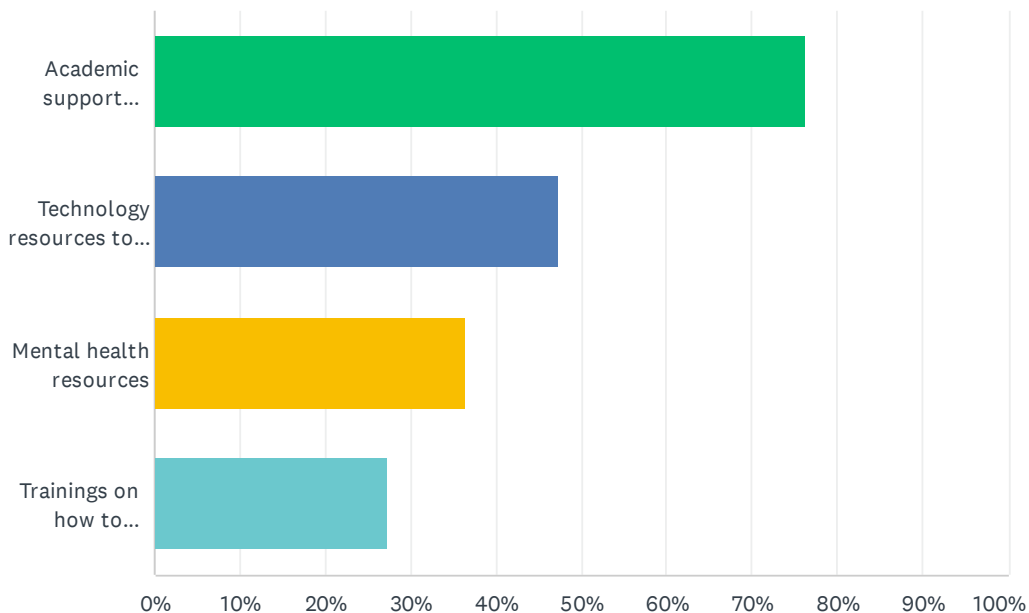
ANSWER CHOICES	RESPONSES	
Transition to high school	55.56%	30
Graduation and promotion requirements	38.89%	21
Family Fun learning nights	35.19%	19
FOCUS support (online gradebook, absences and teacher webpages)	33.33%	18
Dual enrollment/Advanced Placement courses	33.33%	18
SAT/ACT prep	33.33%	18
Mental health resources	31.48%	17
FASFA/Bright Futures/Financial aid options	29.63%	16
End of course exams	27.78%	15
Volunteer opportunities	25.93%	14
Community service projects with staff/students	24.07%	13
School Advisory Council (SAC) or Parent Teacher Organization (PTO)	24.07%	13
Lunch and learn lessons	14.81%	8
Community resources	14.81%	8
Mentoring a student	12.96%	7
Parent Leadership Team	11.11%	6
Substance Use and Abuse (alcohol, street drugs, vaping, prescription drugs)	7.41%	4
Total Respondents: 54		

Q11 In what ways can family engagement be strengthened at your child's school?

Answered: 29 Skipped: 61

Q12 What types of family engagement resources would you use if they were provided at your school?

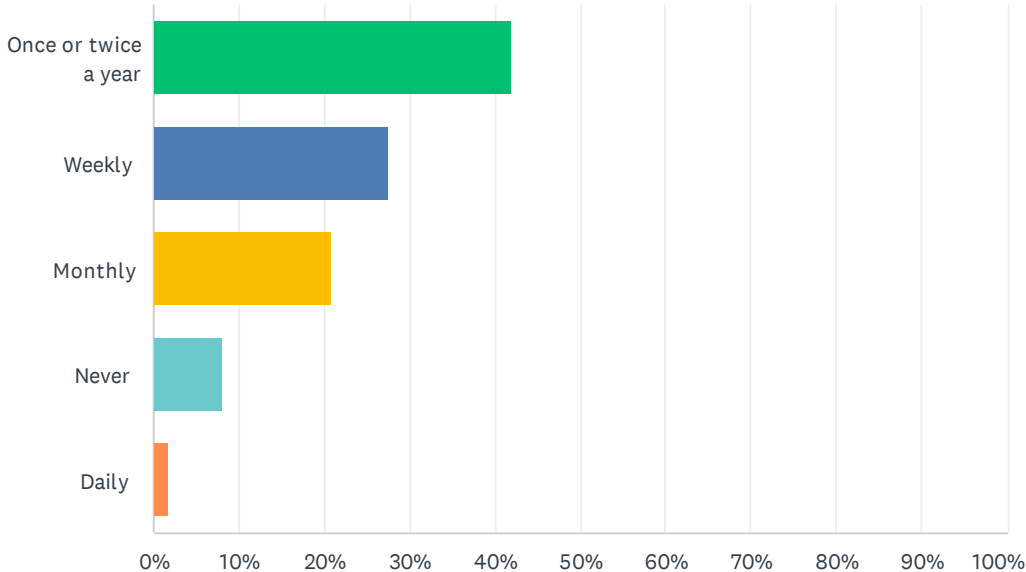
Answered: 55 Skipped: 35



ANSWER CHOICES	RESPONSES	
Academic support materials for families to use at home	76.36%	42
Technology resources to support learning at home	47.27%	26
Mental health resources	36.36%	20
Trainings on how to participate in school decision-making committees	27.27%	15
Total Respondents: 55		

Q13 How often do you communicate with your child's teachers?

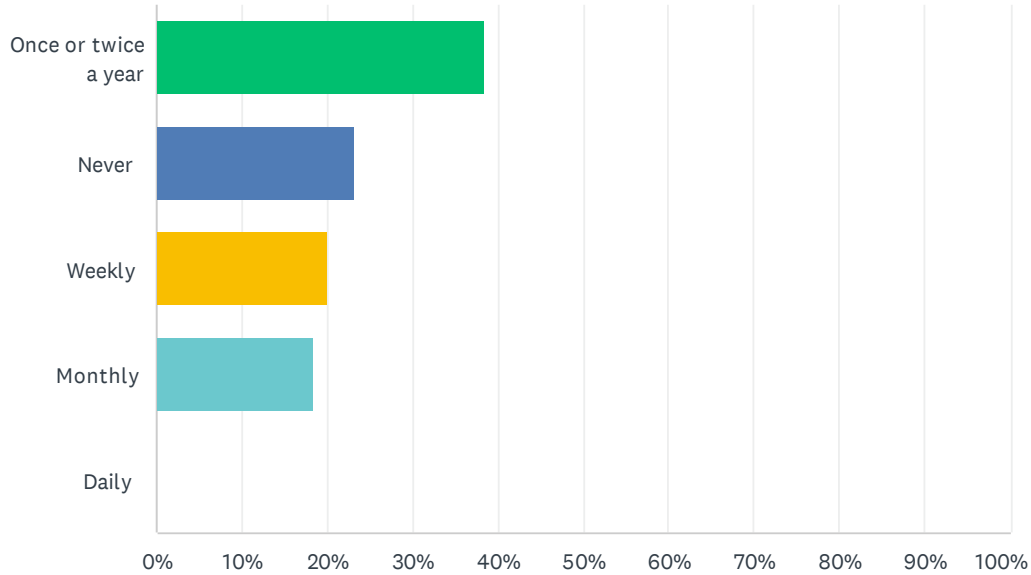
Answered: 62 Skipped: 28



ANSWER CHOICES	RESPONSES	
Once or twice a year	41.94%	26
Weekly	27.42%	17
Monthly	20.97%	13
Never	8.06%	5
Daily	1.61%	1
TOTAL		62

Q14 How often do your child's teachers communicate with you about your child's progress?

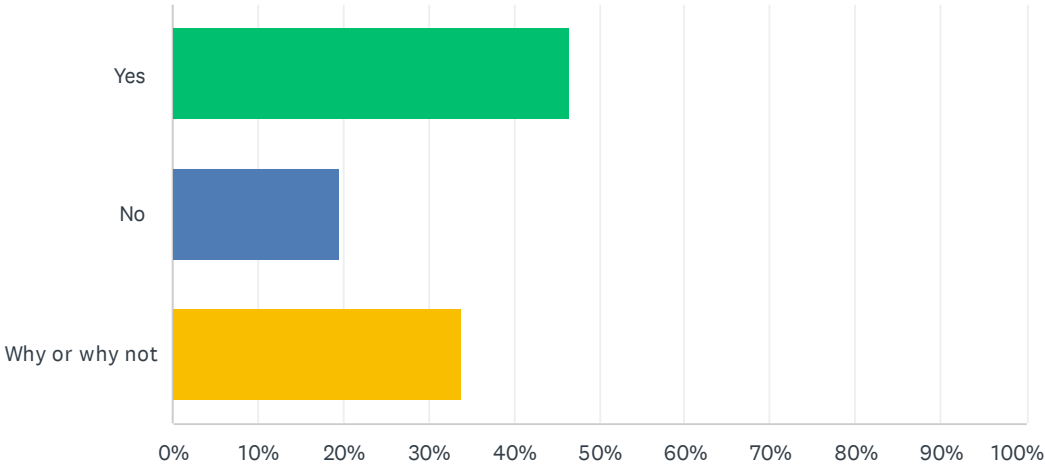
Answered: 60 Skipped: 30



ANSWER CHOICES	RESPONSES	
Once or twice a year	38.33%	23
Never	23.33%	14
Weekly	20.00%	12
Monthly	18.33%	11
Daily	0.00%	0
TOTAL		60

Q15 Are you satisfied with the relationship and communication you currently have with your child’s principal?

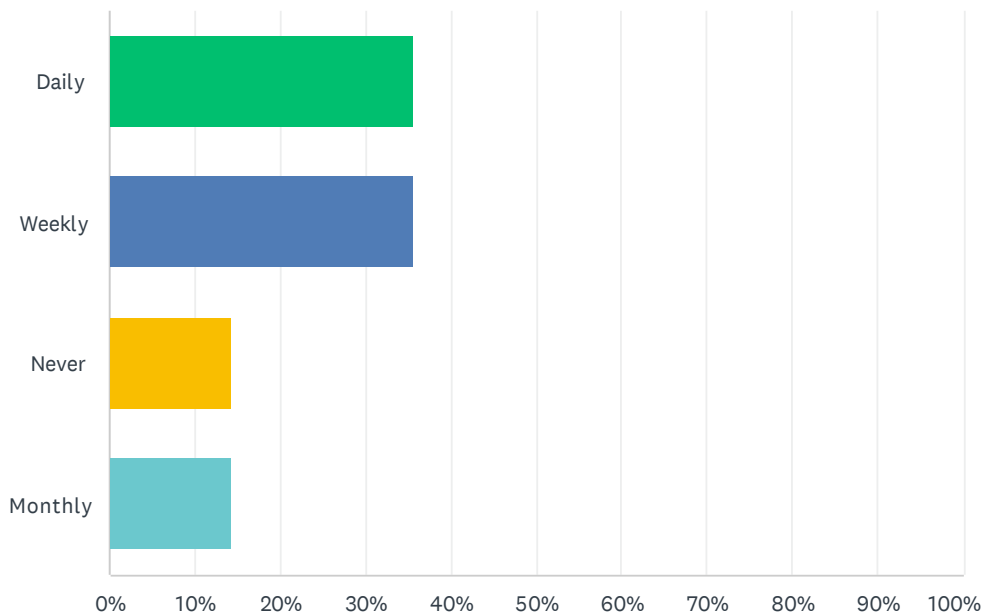
Answered: 71 Skipped: 19



ANSWER CHOICES	RESPONSES	
Yes	46.48%	33
No	19.72%	14
Why or why not	33.80%	24
TOTAL		71

Q16 How often do you access your child's grades and attendance information through FOCUS?

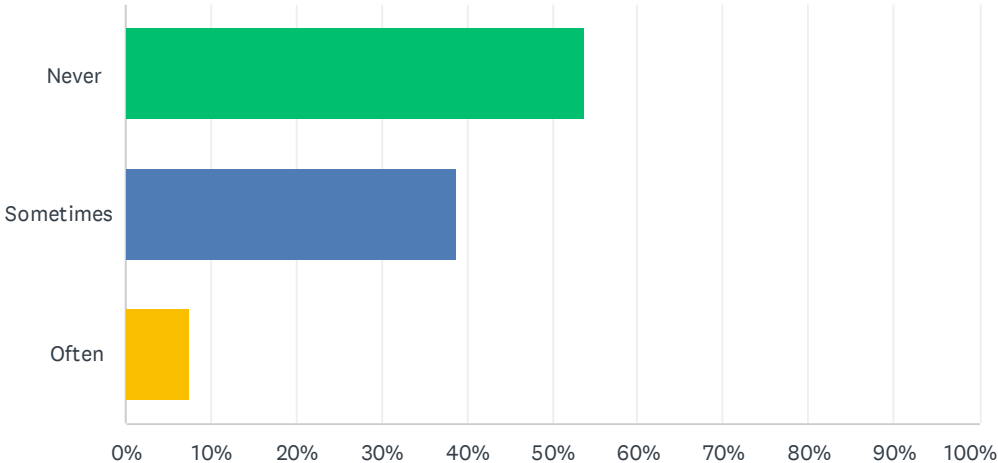
Answered: 70 Skipped: 20



ANSWER CHOICES	RESPONSES	
Daily	35.71%	25
Weekly	35.71%	25
Never	14.29%	10
Monthly	14.29%	10
TOTAL		70

Q17 How often does your child's school or teachers provide you with information about ways you can help your child's learning at home?

Answered: 67 Skipped: 23



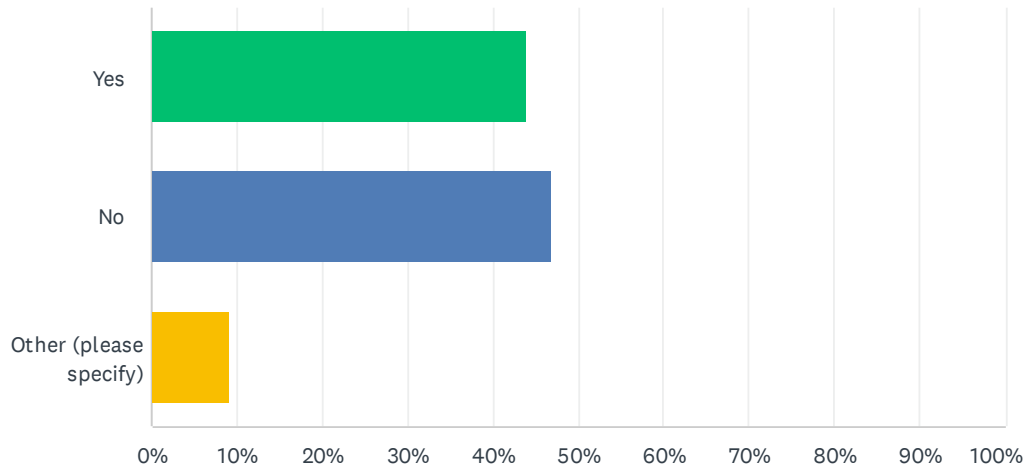
ANSWER CHOICES	RESPONSES
Never	53.73% 36
Sometimes	38.81% 26
Often	7.46% 5
TOTAL	67

Q18 What support do you need from the school to ensure your child's success in middle school?

Answered: 38 Skipped: 52

Q19 Have you been given opportunities to provide input and feedback into school decisions (school improvement, Title I services, event planning, discipline)?

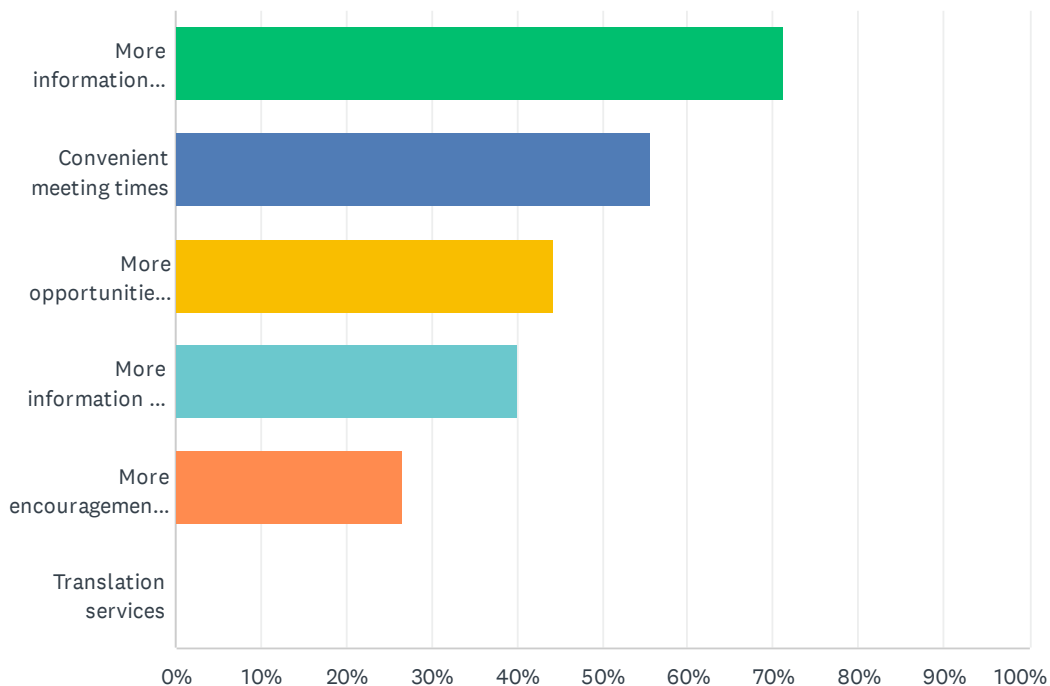
Answered: 66 Skipped: 24



ANSWER CHOICES	RESPONSES	
Yes	43.94%	29
No	46.97%	31
Other (please specify)	9.09%	6
TOTAL		66

Q20 How could your school assist you in playing a more active role in school decision-making?

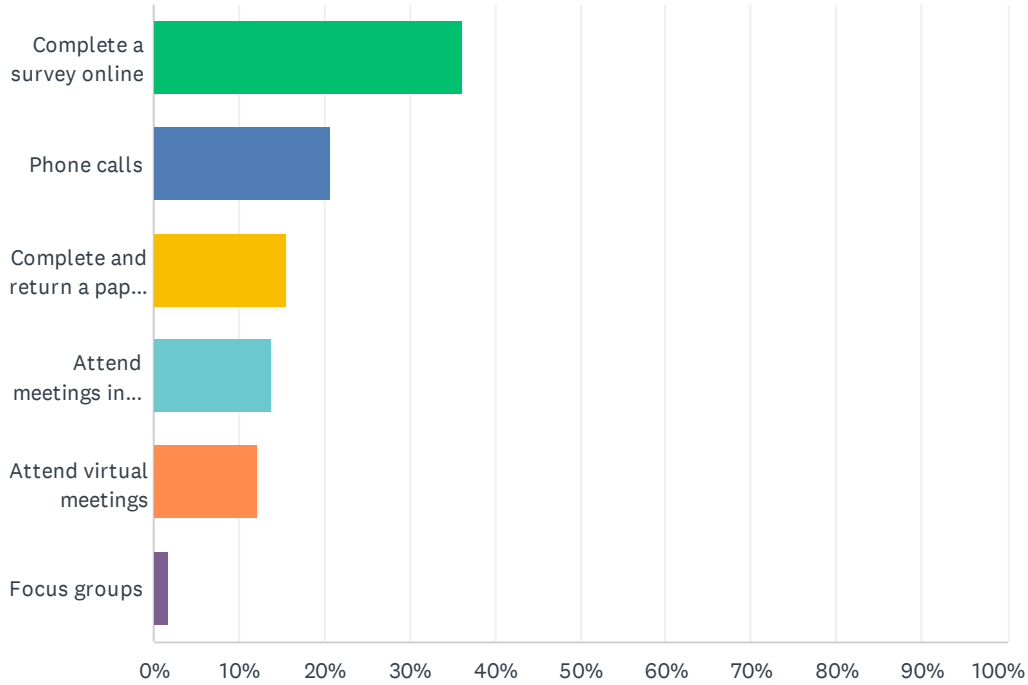
Answered: 45 Skipped: 45



ANSWER CHOICES	RESPONSES	
More information about school issues to be addressed	71.11%	32
Convenient meeting times	55.56%	25
More opportunities to share my opinion about school issues	44.44%	20
More information on how to become engaged	40.00%	18
More encouragement from the school to become engaged	26.67%	12
Translation services	0.00%	0
Total Respondents: 45		

Q21 What is the best way for you to provide input regarding your child's school?

Answered: 58 Skipped: 32



ANSWER CHOICES	RESPONSES	
Complete a survey online	36.21%	21
Phone calls	20.69%	12
Complete and return a paper survey	15.52%	9
Attend meetings in person	13.79%	8
Attend virtual meetings	12.07%	7
Focus groups	1.72%	1
TOTAL		58

Q22 What do you feel is working well at your child's school? (This is your chance to brag about your school and share what you like about it!)

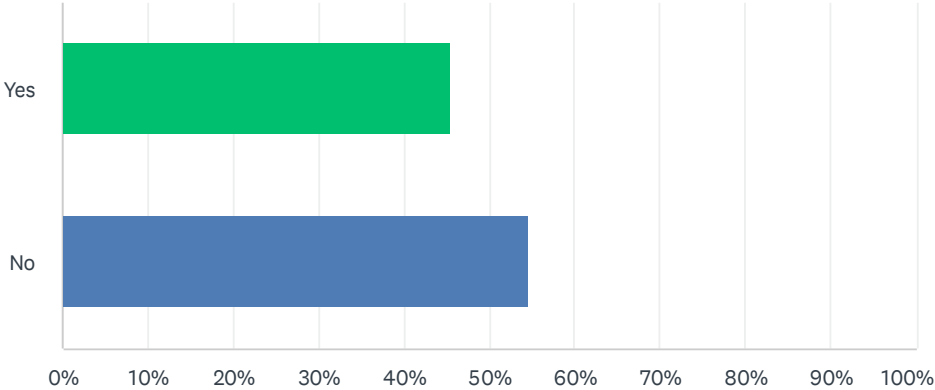
Answered: 29 Skipped: 61

Q23 What do you feel is not working, difficult, and/or needs improvement at your child's school? (This is your chance to tell us what you would like to see change.)

Answered: 38 Skipped: 52

Q24 Are you aware of the Career and Technical Education options available to your child through Brevard Public Schools?

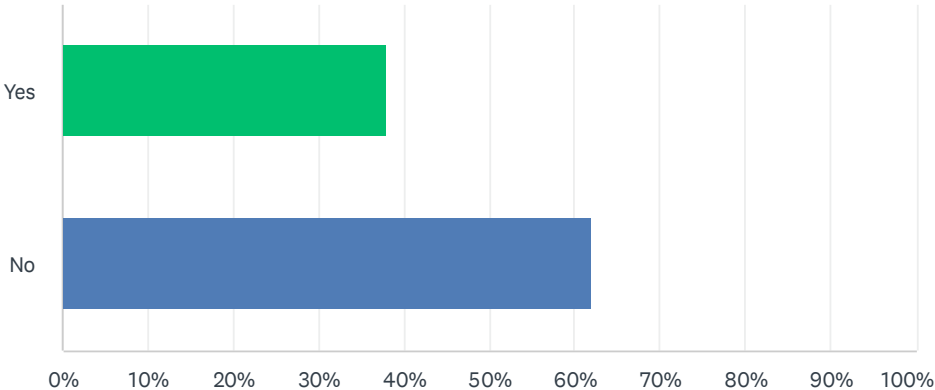
Answered: 64 Skipped: 26



ANSWER CHOICES	RESPONSES	
Yes	45.31%	29
No	54.69%	35
TOTAL		64

Q25 Have you visited the Open Enrollment Parental Choice webpage?

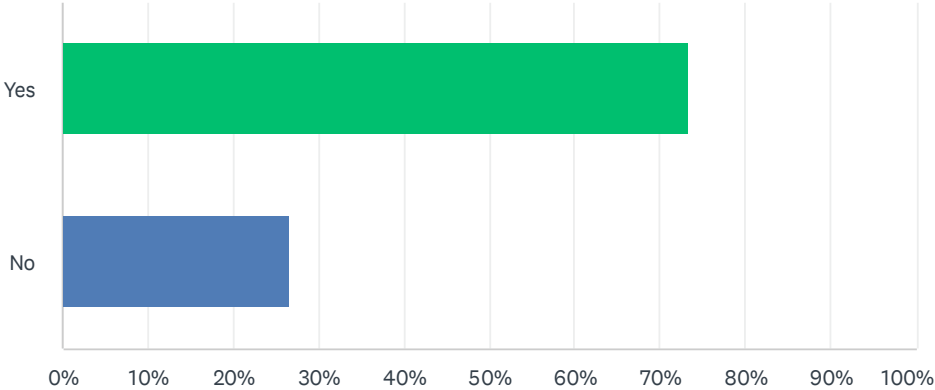
Answered: 66 Skipped: 24



ANSWER CHOICES	RESPONSES	
Yes	37.88%	25
No	62.12%	41
TOTAL		66

Q26 Are you aware of the school enrollment choices available to your child at Brevard Public Schools?

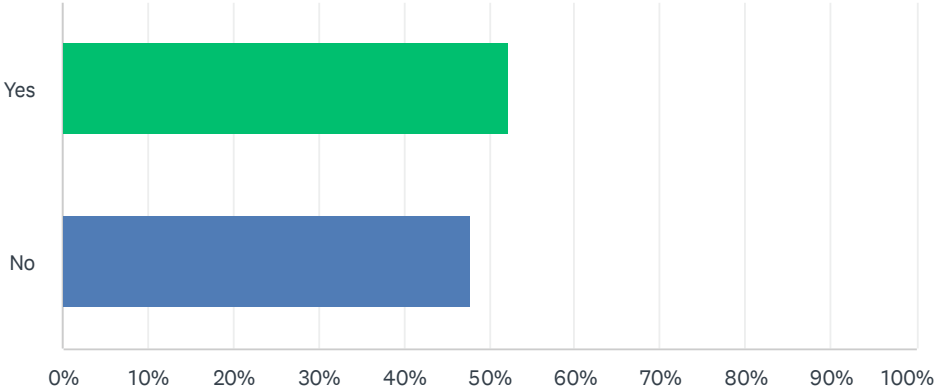
Answered: 64 Skipped: 26



ANSWER CHOICES	RESPONSES	
Yes	73.44%	47
No	26.56%	17
TOTAL		64

Q27 Do you use the school or district website to find information about your child's education?

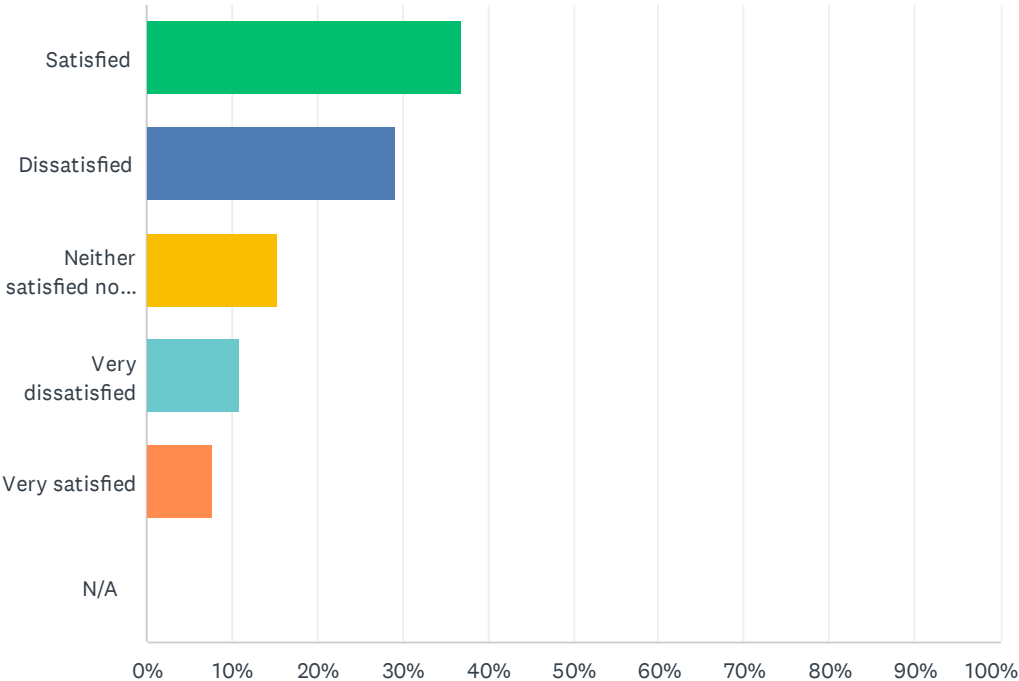
Answered: 65 Skipped: 25



ANSWER CHOICES	RESPONSES	
Yes	52.31%	34
No	47.69%	31
TOTAL		65

Q28 Please rate your overall satisfaction with Brevard Public Schools

Answered: 65 Skipped: 25



ANSWER CHOICES	RESPONSES	
Satisfied	36.92%	24
Dissatisfied	29.23%	19
Neither satisfied nor dissatisfied	15.38%	10
Very dissatisfied	10.77%	7
Very satisfied	7.69%	5
N/A	0.00%	0
TOTAL		65