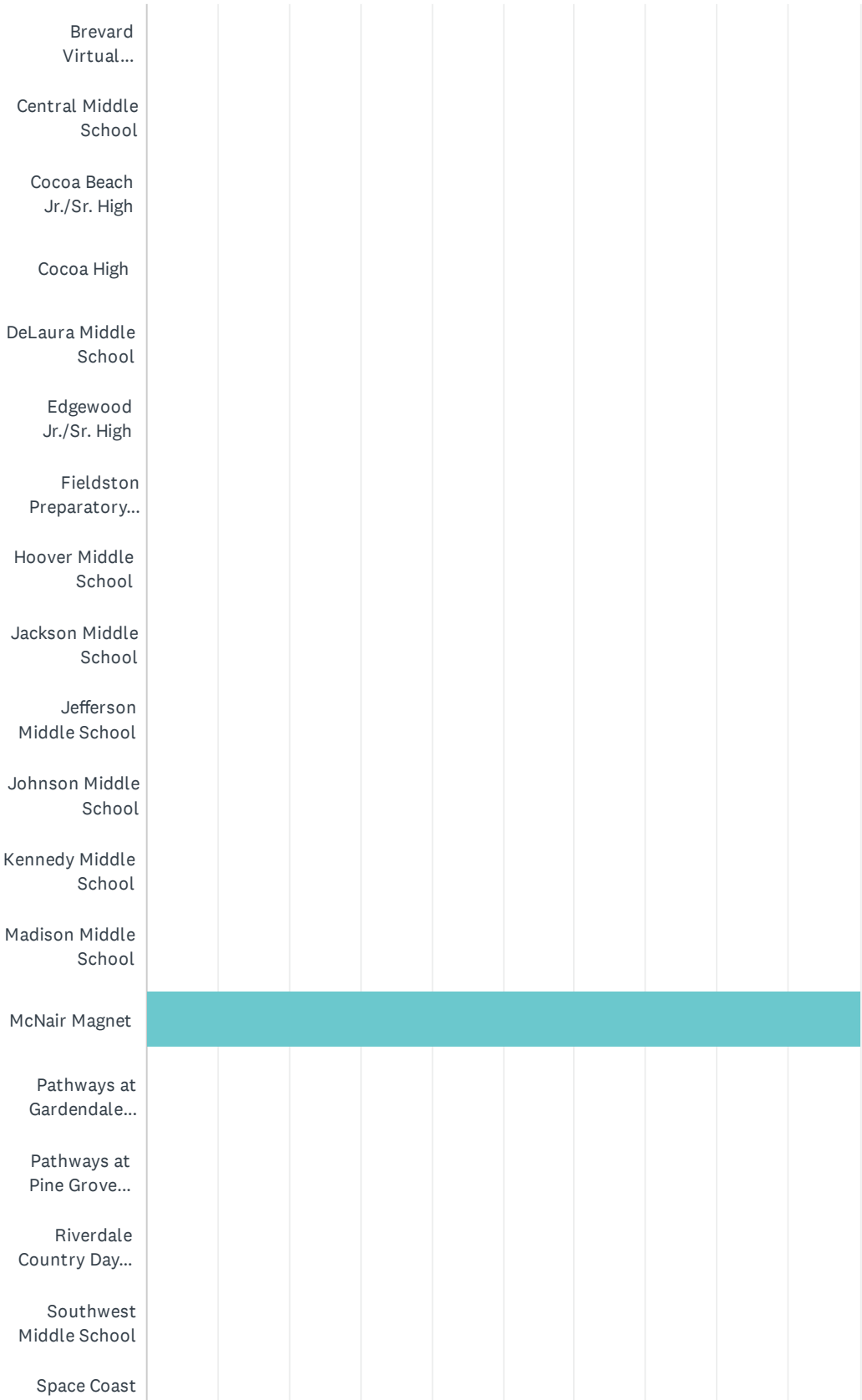
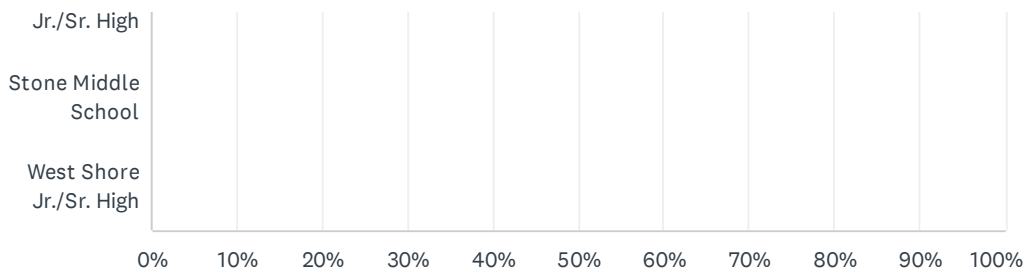


# Q1 What school does your child attend?

Answered: 102 Skipped: 0



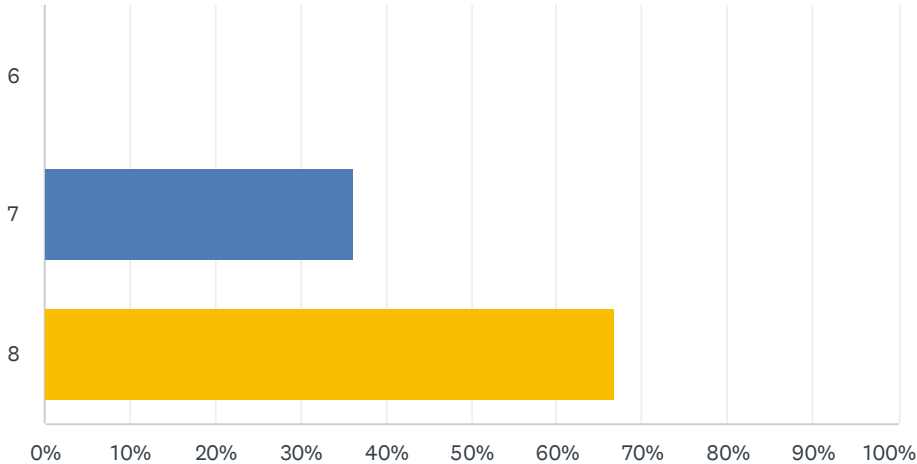
## Brevard Public Schools Middle School Parent Survey 2021-2022



ANSWER CHOICES	RESPONSES	
Brevard Virtual Instruction Program (BVIP)	0.00%	0
Central Middle School	0.00%	0
Cocoa Beach Jr./Sr. High	0.00%	0
Cocoa High	0.00%	0
DeLaura Middle School	0.00%	0
Edgewood Jr./Sr. High	0.00%	0
Fieldston Preparatory School	0.00%	0
Hoover Middle School	0.00%	0
Jackson Middle School	0.00%	0
Jefferson Middle School	0.00%	0
Johnson Middle School	0.00%	0
Kennedy Middle School	0.00%	0
Madison Middle School	0.00%	0
McNair Magnet	100.00%	102
Pathways at Gardendale (North/Central Area Alternative Center)	0.00%	0
Pathways at Pine Grove (South Area Alternative Center)	0.00%	0
Riverdale Country Day School	0.00%	0
Southwest Middle School	0.00%	0
Space Coast Jr./Sr. High	0.00%	0
Stone Middle School	0.00%	0
West Shore Jr./Sr. High	0.00%	0
<b>TOTAL</b>		<b>102</b>

## Q2 What is your child's current grade level?

Answered: 102 Skipped: 0

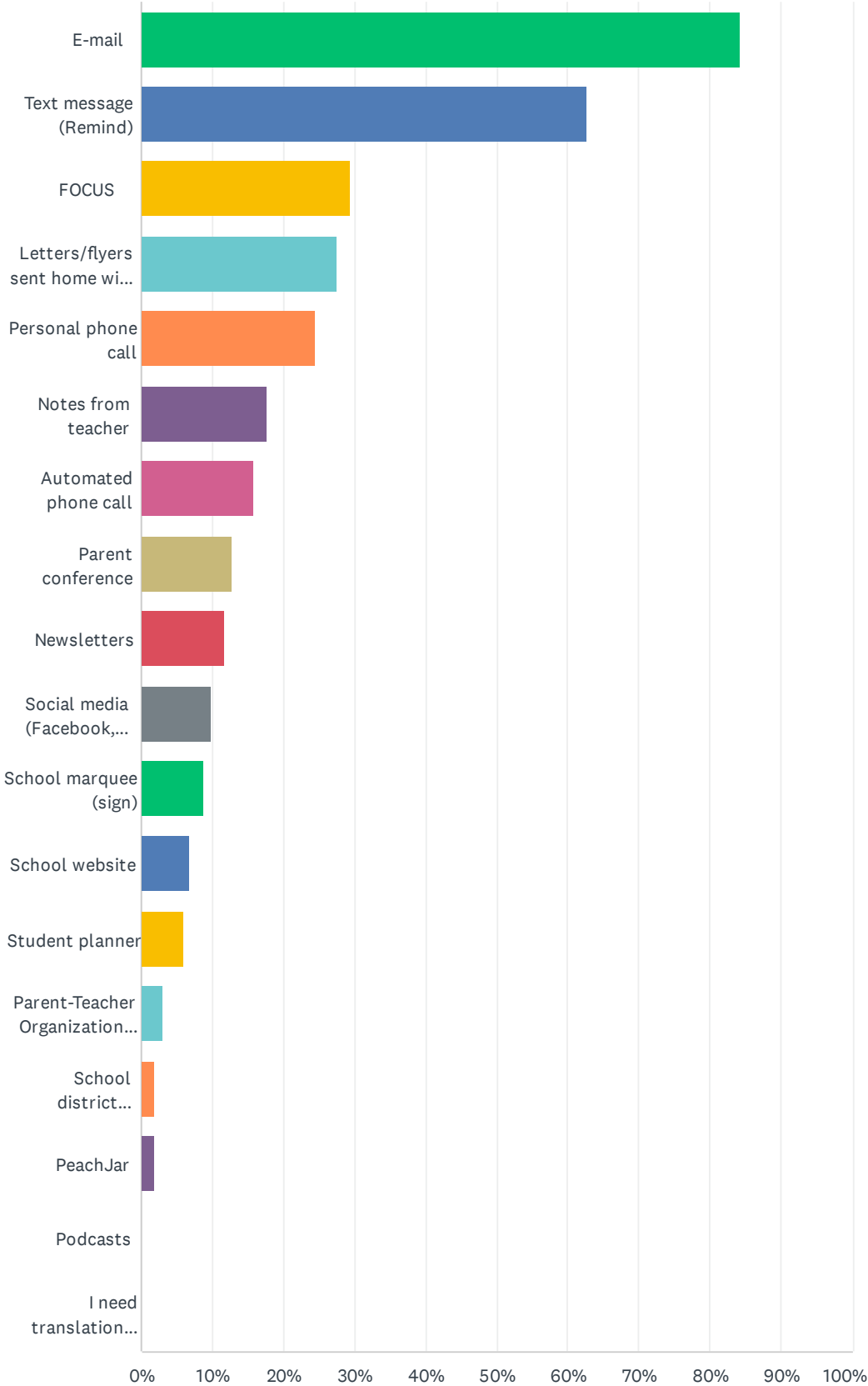


ANSWER CHOICES	RESPONSES
6	0.00% 0
7	36.27% 37
8	66.67% 68
Total Respondents: 102	

Q3 What is the best way for us to get you important information regarding school events and/or your child's progress? (check all that apply)

Answered: 102 Skipped: 0

Brevard Public Schools Middle School Parent Survey 2021-2022

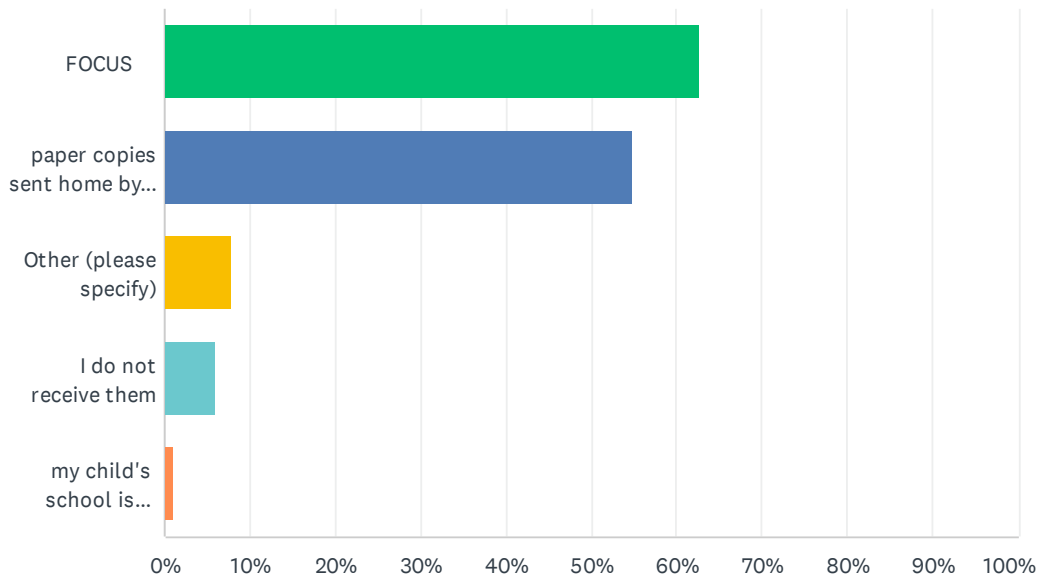


Brevard Public Schools Middle School Parent Survey 2021-2022

ANSWER CHOICES	RESPONSES	
E-mail	84.31%	86
Text message (Remind)	62.75%	64
FOCUS	29.41%	30
Letters/flyers sent home with students	27.45%	28
Personal phone call	24.51%	25
Notes from teacher	17.65%	18
Automated phone call	15.69%	16
Parent conference	12.75%	13
Newsletters	11.76%	12
Social media (Facebook, Twitter)	9.80%	10
School marquee (sign)	8.82%	9
School website	6.86%	7
Student planner	5.88%	6
Parent-Teacher Organization (PTO/PTA)	2.94%	3
School district website	1.96%	2
PeachJar	1.96%	2
Podcasts	0.00%	0
I need translation assistance	0.00%	0
Total Respondents: 102		

## Q4 How do you receive interim reports and report cards?

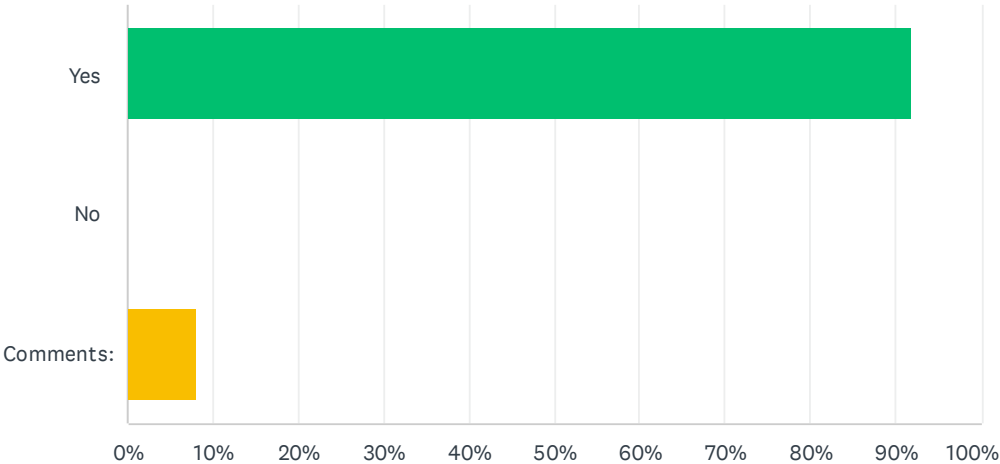
Answered: 102 Skipped: 0



ANSWER CHOICES	RESPONSES	
FOCUS	62.75%	64
paper copies sent home by the school	54.90%	56
Other (please specify)	7.84%	8
I do not receive them	5.88%	6
my child's school is paperless	0.98%	1
Total Respondents: 102		

### Q5 Do you feel welcome at your child's school?

Answered: 100 Skipped: 2

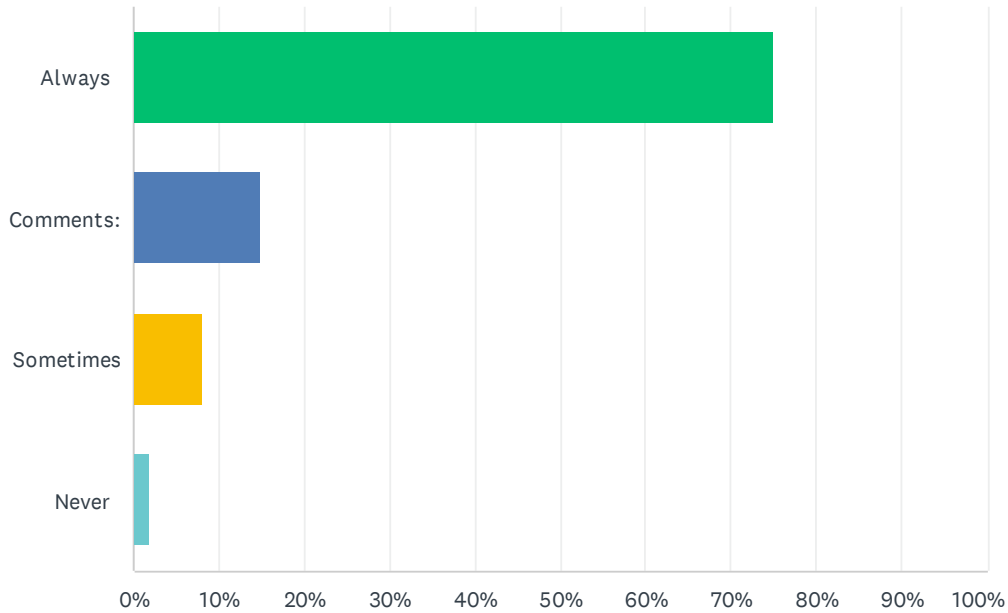


ANSWER CHOICES	RESPONSES	
Yes	92.00%	92
No	0.00%	0
Comments:	8.00%	8
TOTAL		100



## Q6 The office staff at my school is polite and is helpful in answering my questions or concerns.

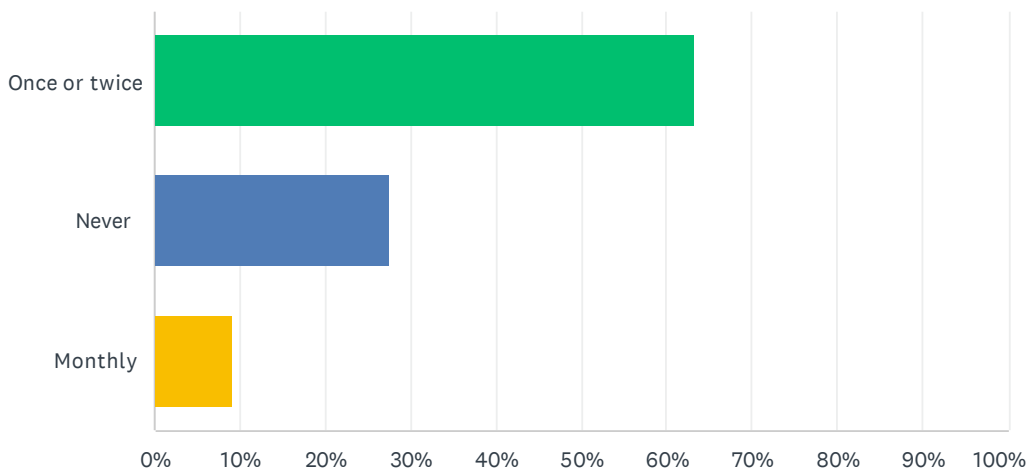
Answered: 100 Skipped: 2



ANSWER CHOICES	RESPONSES	
Always	75.00%	75
Comments:	15.00%	15
Sometimes	8.00%	8
Never	2.00%	2
<b>TOTAL</b>		<b>100</b>

### Q7 Following this year's health and safety protocols, how often did you attend a parent meeting or event at your child's school that supported your child's academic success?

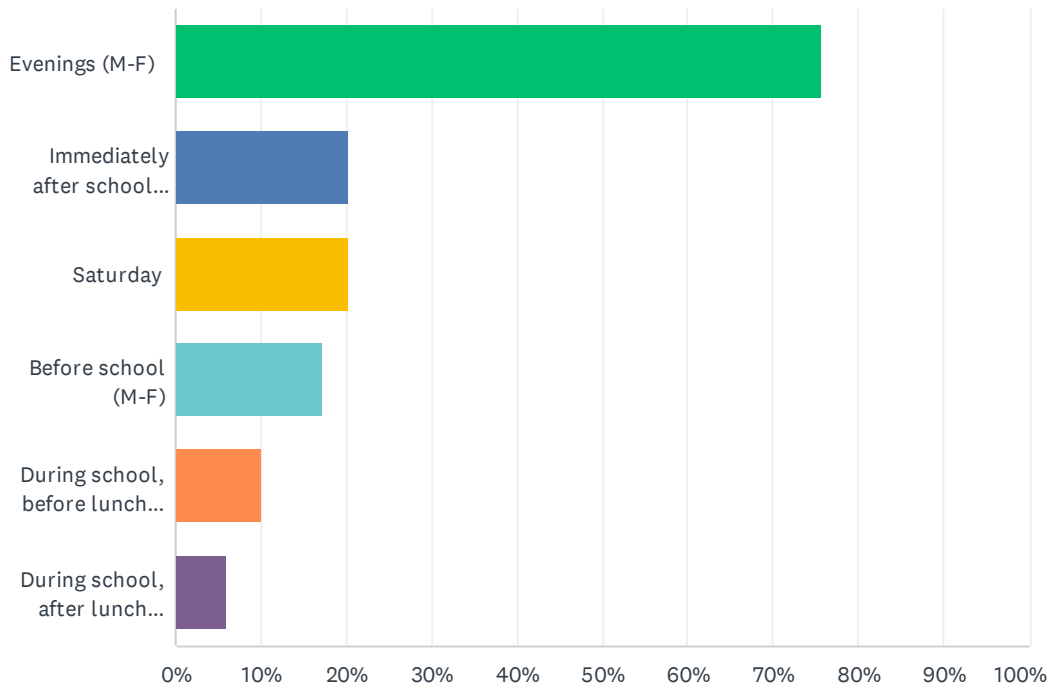
Answered: 98 Skipped: 4



ANSWER CHOICES	RESPONSES	
Once or twice	63.27%	62
Never	27.55%	27
Monthly	9.18%	9
<b>TOTAL</b>		<b>98</b>

## Q8 When is the best time for you to attend a school event for families?

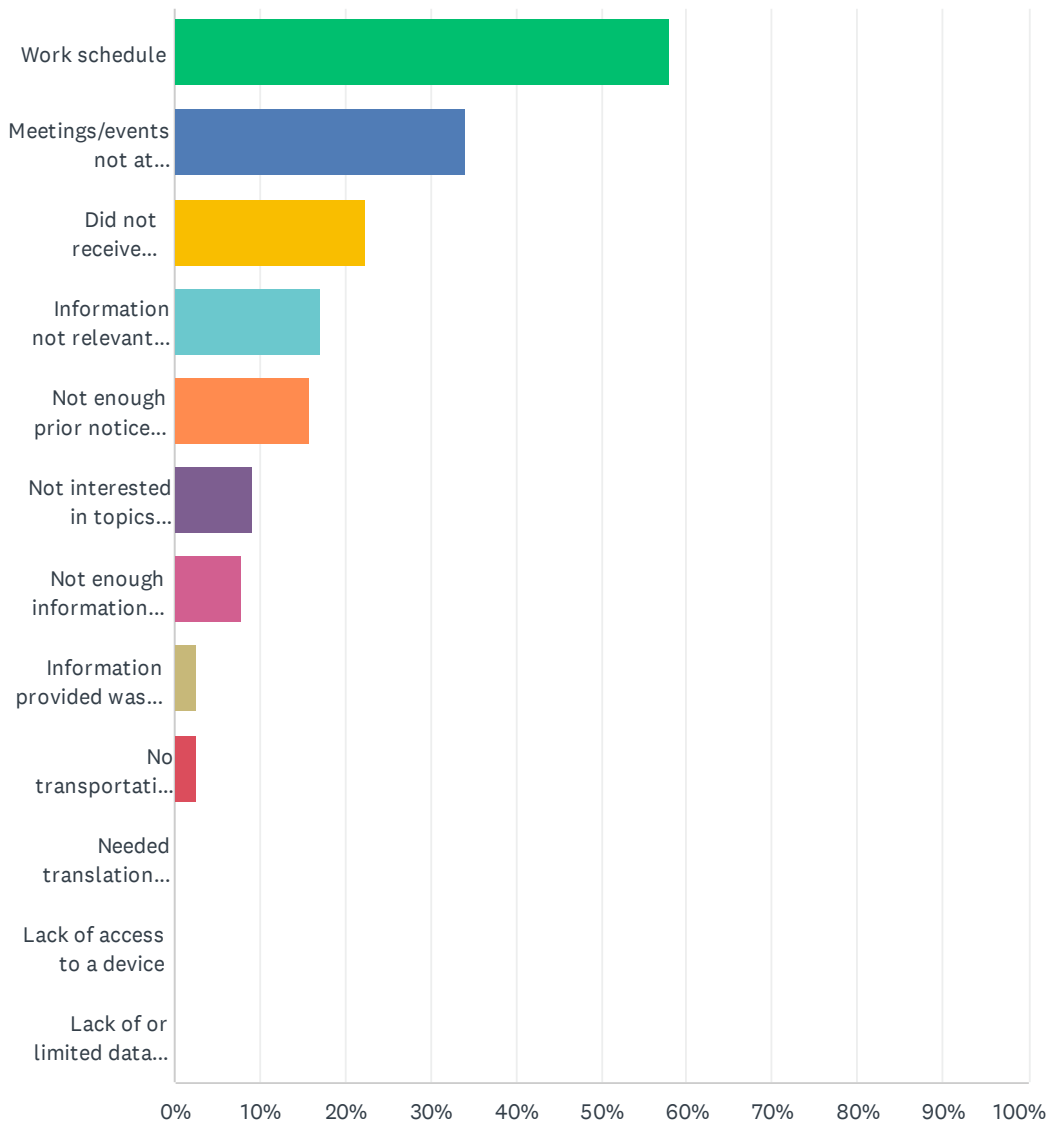
Answered: 99 Skipped: 3



ANSWER CHOICES	RESPONSES	
Evenings (M-F)	75.76%	75
Immediately after school (M-F)	20.20%	20
Saturday	20.20%	20
Before school (M-F)	17.17%	17
During school, before lunch (M-F)	10.10%	10
During school, after lunch (M-F)	6.06%	6
Total Respondents: 99		

### Q9 If you were unable to attend informational meetings or academic events, please share why. (Check all that apply)

Answered: 76 Skipped: 26



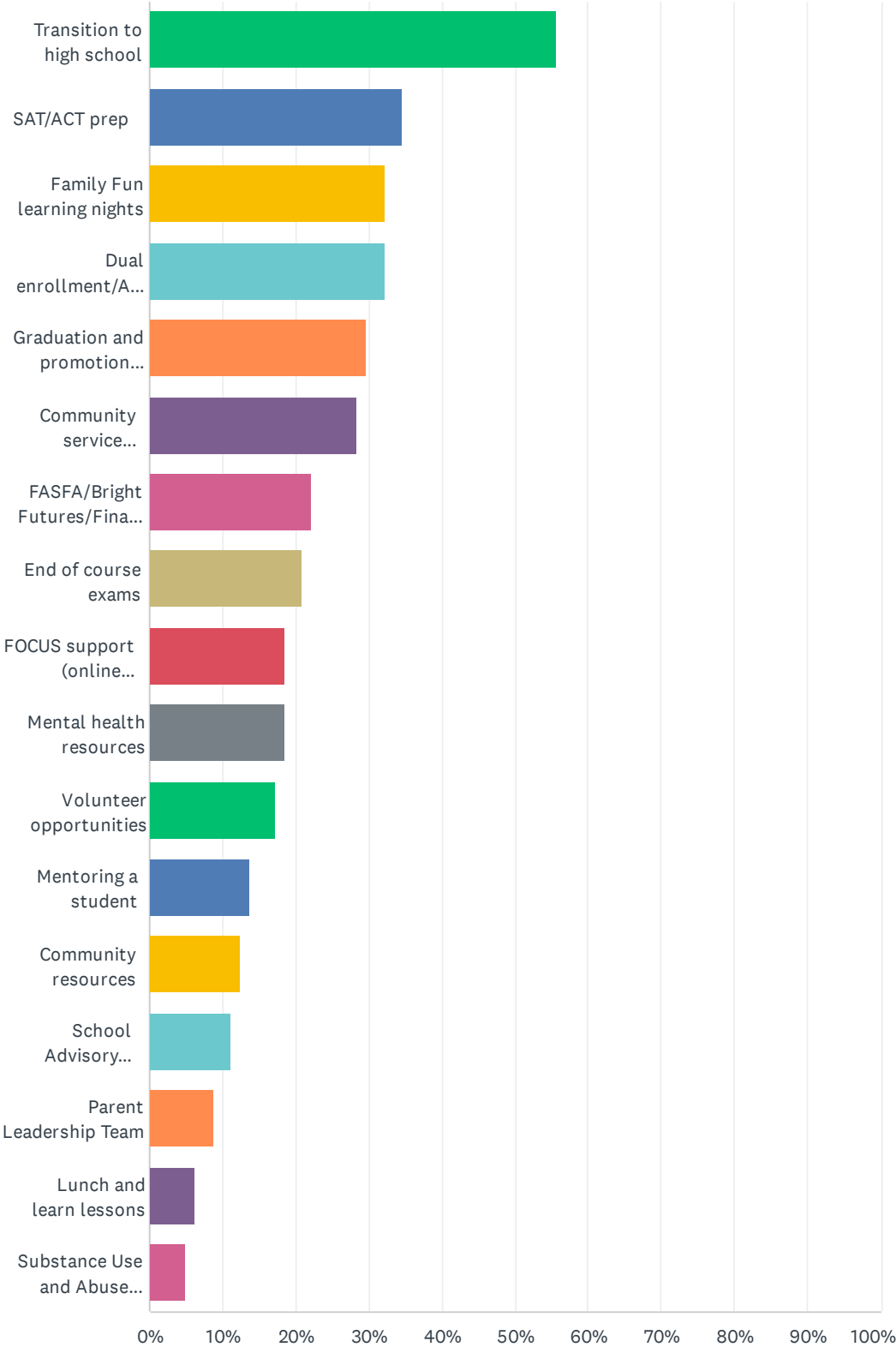
Brevard Public Schools Middle School Parent Survey 2021-2022

ANSWER CHOICES	RESPONSES	
Work schedule	57.89%	44
Meetings/events not at convenient times	34.21%	26
Did not receive information about meetings/events	22.37%	17
Information not relevant to me/my child	17.11%	13
Not enough prior notice provided	15.79%	12
Not interested in topics presented	9.21%	7
Not enough information provided	7.89%	6
Information provided was difficult to understand	2.63%	2
No transportation to get to meetings/events	2.63%	2
Needed translation services	0.00%	0
Lack of access to a device	0.00%	0
Lack of or limited data plan	0.00%	0
Total Respondents: 76		

**Q10 Which of the following informational meetings and activities would you be interested in participating in or attending? (Check all that apply)**

Answered: 81 Skipped: 21

Brevard Public Schools Middle School Parent Survey 2021-2022



Brevard Public Schools Middle School Parent Survey 2021-2022

ANSWER CHOICES	RESPONSES	
Transition to high school	55.56%	45
SAT/ACT prep	34.57%	28
Family Fun learning nights	32.10%	26
Dual enrollment/Advanced Placement courses	32.10%	26
Graduation and promotion requirements	29.63%	24
Community service projects with staff/students	28.40%	23
FASFA/Bright Futures/Financial aid options	22.22%	18
End of course exams	20.99%	17
FOCUS support (online gradebook, absences and teacher webpages)	18.52%	15
Mental health resources	18.52%	15
Volunteer opportunities	17.28%	14
Mentoring a student	13.58%	11
Community resources	12.35%	10
School Advisory Council (SAC) or Parent Teacher Organization (PTO)	11.11%	9
Parent Leadership Team	8.64%	7
Lunch and learn lessons	6.17%	5
Substance Use and Abuse (alcohol, street drugs, vaping, prescription drugs)	4.94%	4
Total Respondents: 81		

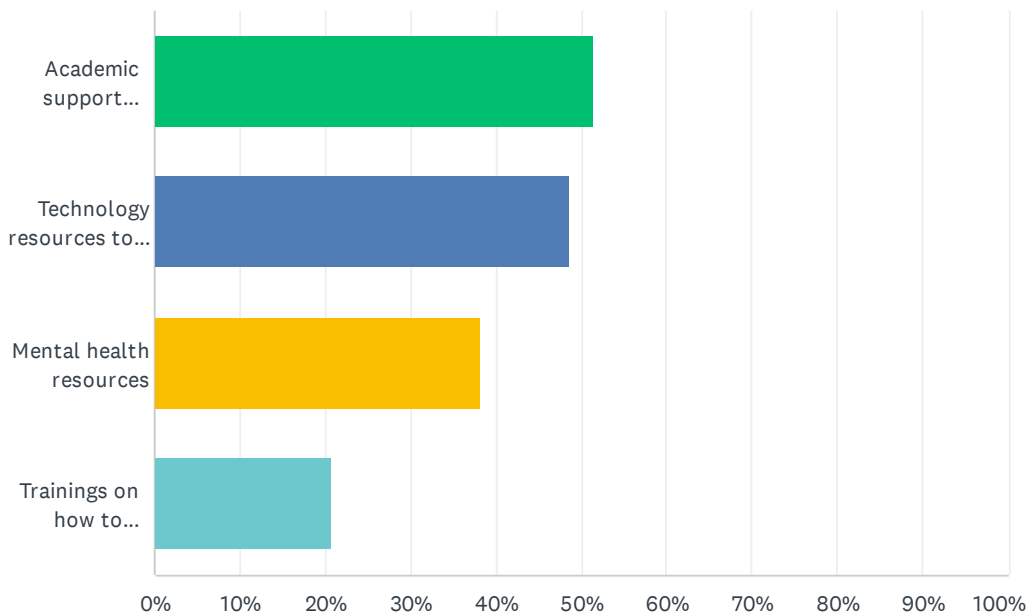


**Q11 In what ways can family engagement be strengthened at your child's school?**

Answered: 38 Skipped: 64

## Q12 What types of family engagement resources would you use if they were provided at your school?

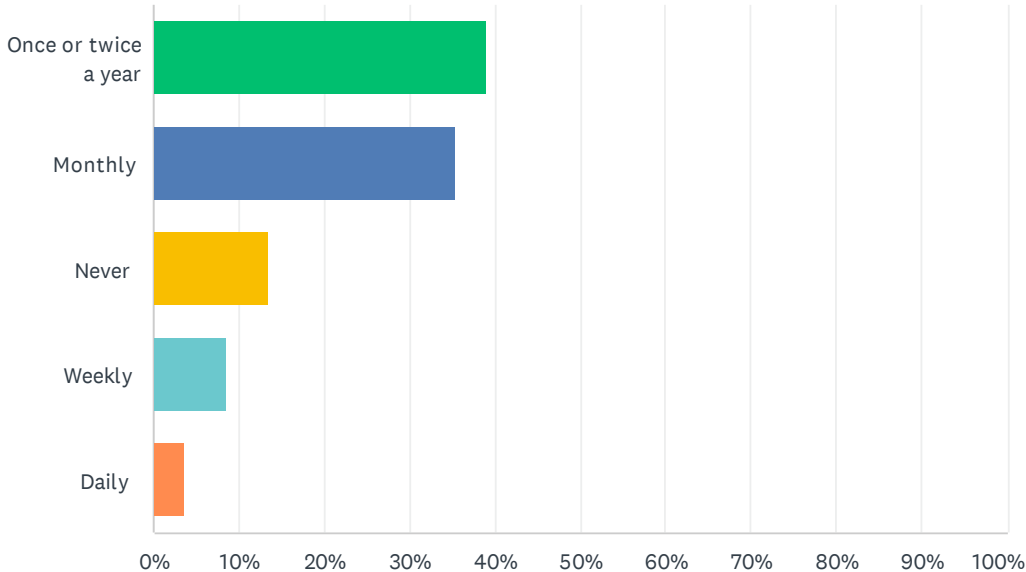
Answered: 68 Skipped: 34



ANSWER CHOICES	RESPONSES	
Academic support materials for families to use at home	51.47%	35
Technology resources to support learning at home	48.53%	33
Mental health resources	38.24%	26
Trainings on how to participate in school decision-making committees	20.59%	14
Total Respondents: 68		

### Q13 How often do you communicate with your child's teachers?

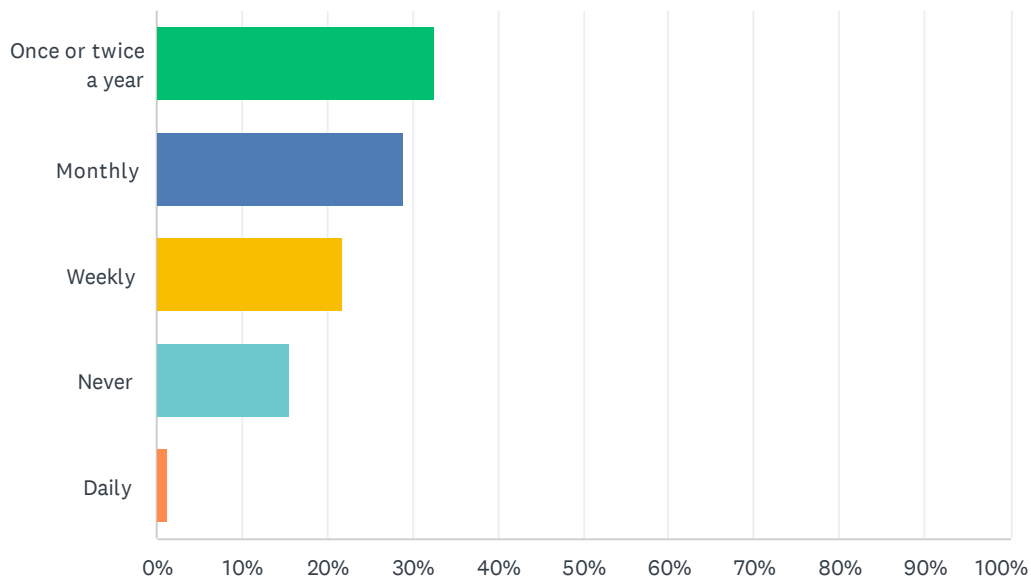
Answered: 82 Skipped: 20



ANSWER CHOICES	RESPONSES	
Once or twice a year	39.02%	32
Monthly	35.37%	29
Never	13.41%	11
Weekly	8.54%	7
Daily	3.66%	3
<b>TOTAL</b>		<b>82</b>

## Q14 How often do your child's teachers communicate with you about your child's progress?

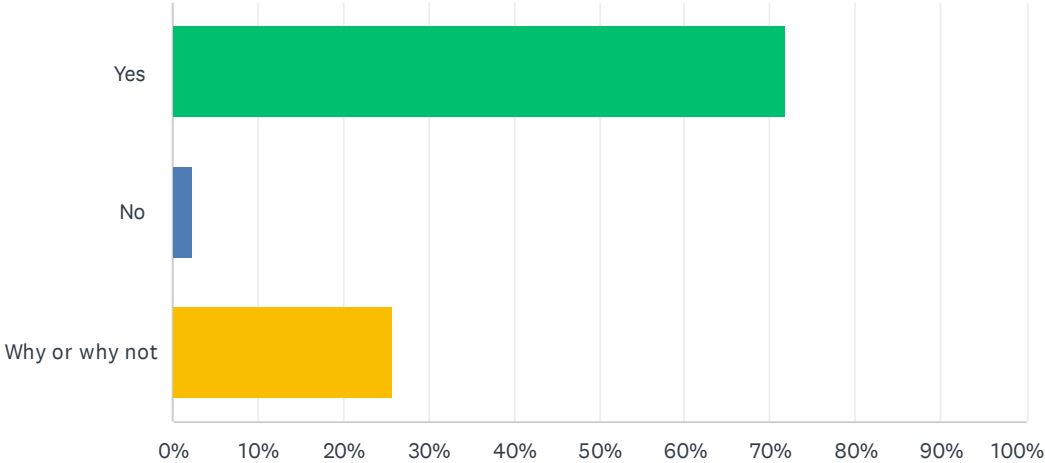
Answered: 83 Skipped: 19



ANSWER CHOICES	RESPONSES	
Once or twice a year	32.53%	27
Monthly	28.92%	24
Weekly	21.69%	18
Never	15.66%	13
Daily	1.20%	1
<b>TOTAL</b>		<b>83</b>

### Q15 Are you satisfied with the relationship and communication you currently have with your child’s principal?

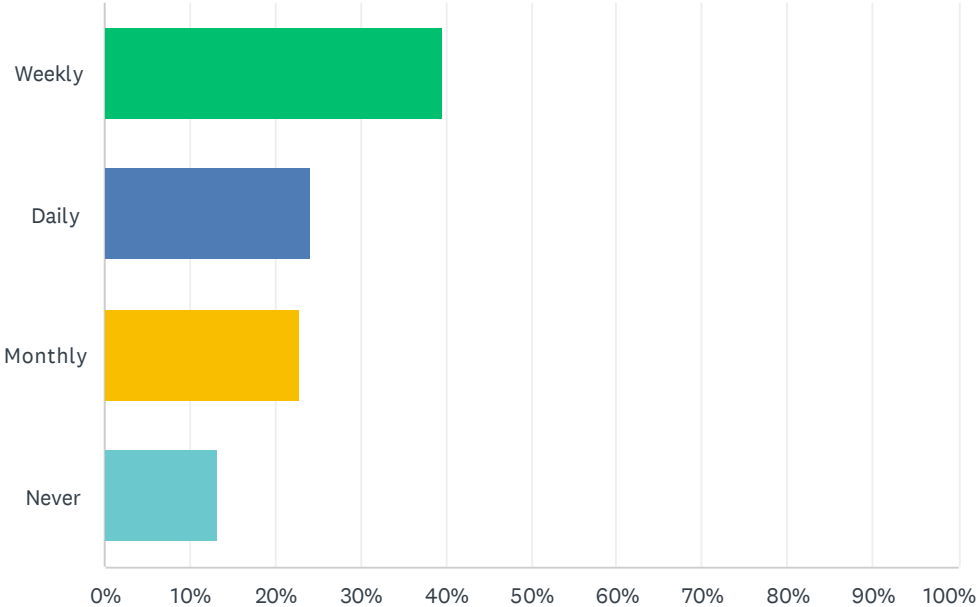
Answered: 89 Skipped: 13



ANSWER CHOICES	RESPONSES	
Yes	71.91%	64
No	2.25%	2
Why or why not	25.84%	23
<b>TOTAL</b>		<b>89</b>

### Q16 How often do you access your child's grades and attendance information through FOCUS?

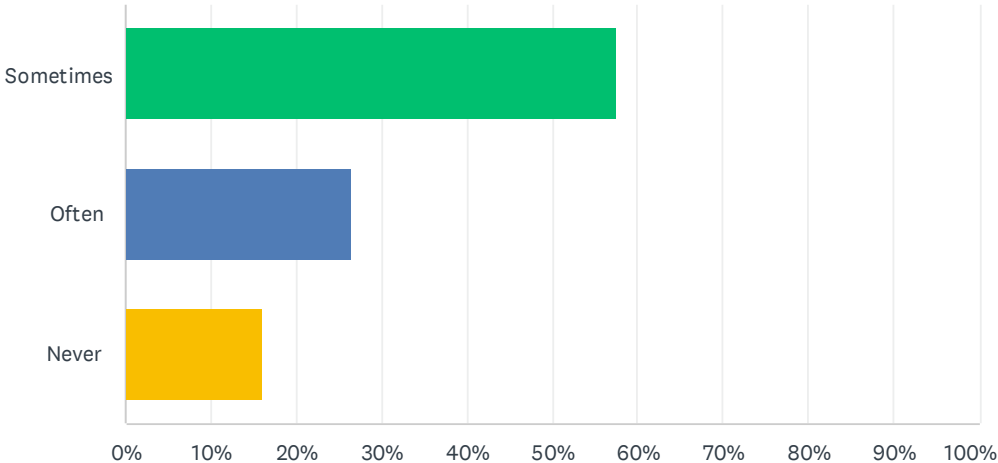
Answered: 83 Skipped: 19



ANSWER CHOICES	RESPONSES	
Weekly	39.76%	33
Daily	24.10%	20
Monthly	22.89%	19
Never	13.25%	11
<b>TOTAL</b>		<b>83</b>

### Q17 How often does your child's school or teachers provide you with information about ways you can help your child's learning at home?

Answered: 87 Skipped: 15



ANSWER CHOICES	RESPONSES
Sometimes	57.47% 50
Often	26.44% 23
Never	16.09% 14
TOTAL	87

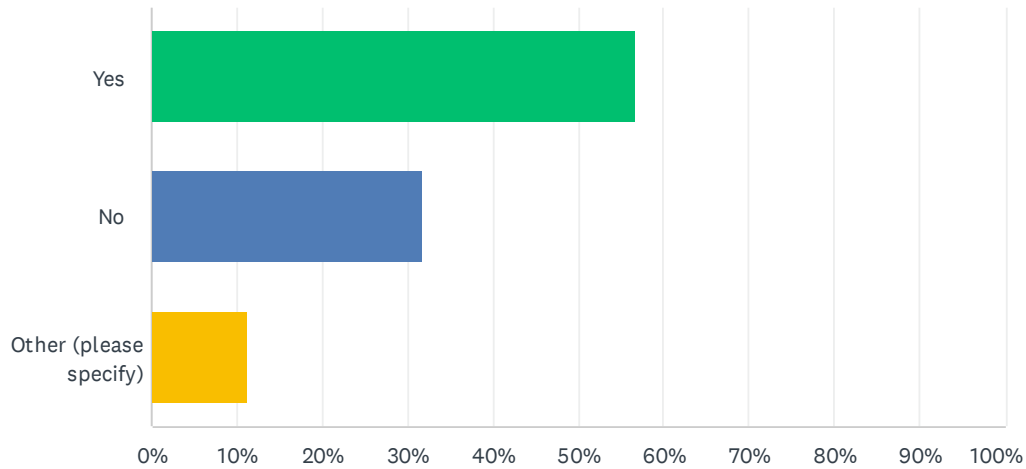
**Q18 What support do you need from the school to ensure your child's success in middle school?**

Answered: 40 Skipped: 62



### Q19 Have you been given opportunities to provide input and feedback into school decisions (school improvement, Title I services, event planning, discipline)?

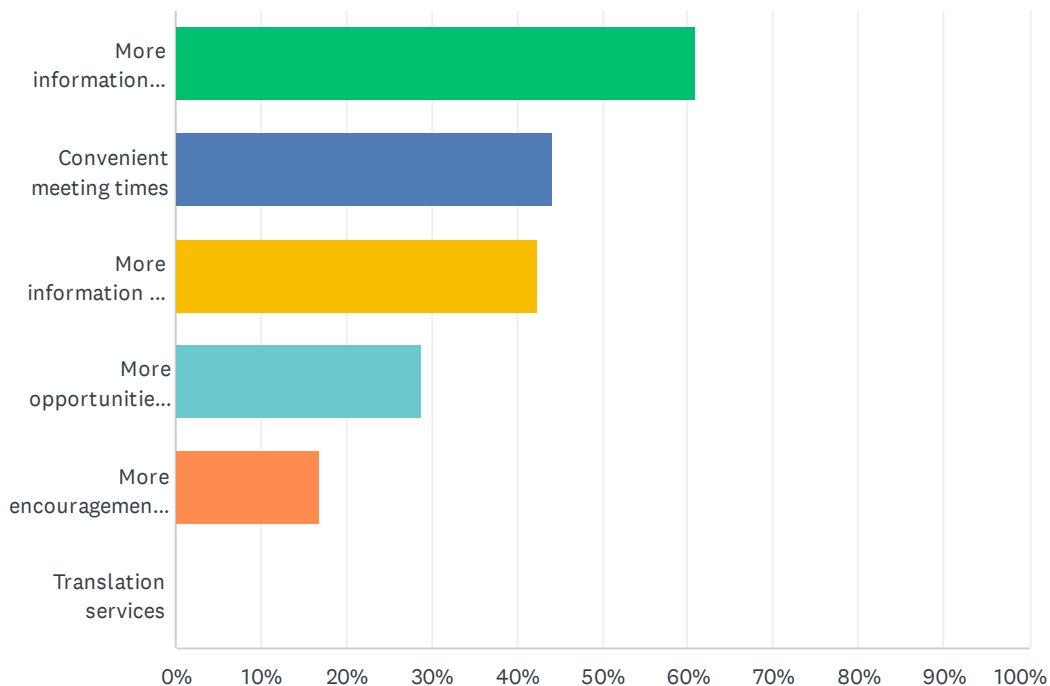
Answered: 88 Skipped: 14



ANSWER CHOICES	RESPONSES	
Yes	56.82%	50
No	31.82%	28
Other (please specify)	11.36%	10
<b>TOTAL</b>		<b>88</b>

## Q20 How could your school assist you in playing a more active role in school decision-making?

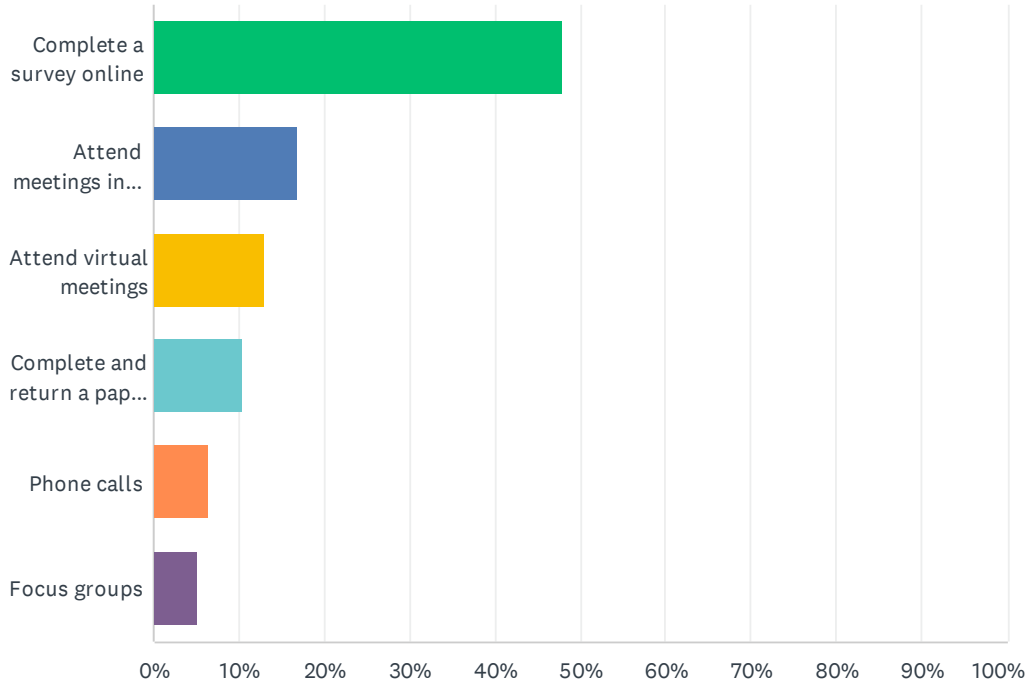
Answered: 59 Skipped: 43



ANSWER CHOICES	RESPONSES	
More information about school issues to be addressed	61.02%	36
Convenient meeting times	44.07%	26
More information on how to become engaged	42.37%	25
More opportunities to share my opinion about school issues	28.81%	17
More encouragement from the school to become engaged	16.95%	10
Translation services	0.00%	0
Total Respondents: 59		

## Q21 What is the best way for you to provide input regarding your child's school?

Answered: 77 Skipped: 25



ANSWER CHOICES	RESPONSES	
Complete a survey online	48.05%	37
Attend meetings in person	16.88%	13
Attend virtual meetings	12.99%	10
Complete and return a paper survey	10.39%	8
Phone calls	6.49%	5
Focus groups	5.19%	4
<b>TOTAL</b>		<b>77</b>

Q22 What do you feel is working well at your child's school? (This is your chance to brag about your school and share what you like about it!)

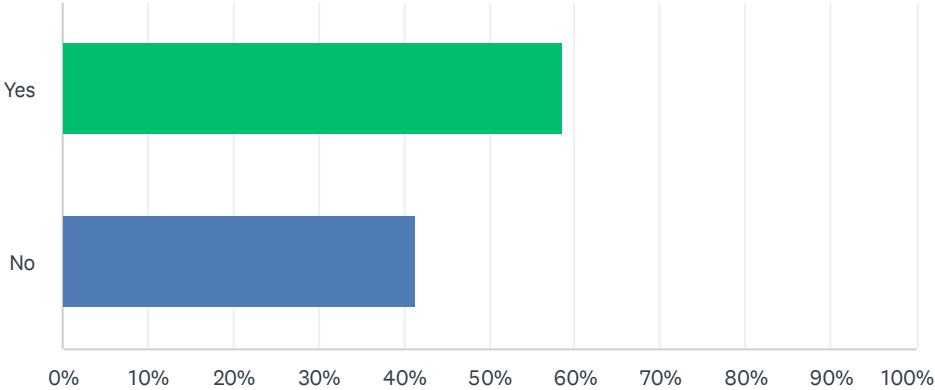
Answered: 42 Skipped: 60

Q23 What do you feel is not working, difficult, and/or needs improvement at your child's school? (This is your chance to tell us what you would like to see change.)

Answered: 36 Skipped: 66

### Q24 Are you aware of the Career and Technical Education options available to your child through Brevard Public Schools?

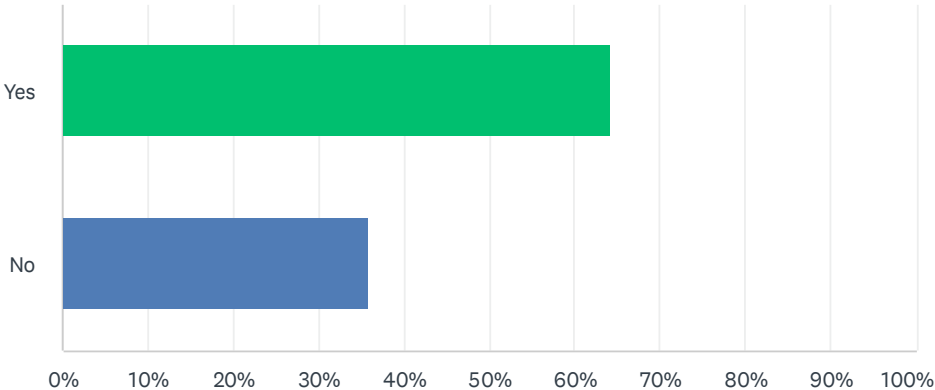
Answered: 75 Skipped: 27



ANSWER CHOICES	RESPONSES	
Yes	58.67%	44
No	41.33%	31
TOTAL		75

### Q25 Have you visited the Open Enrollment Parental Choice webpage?

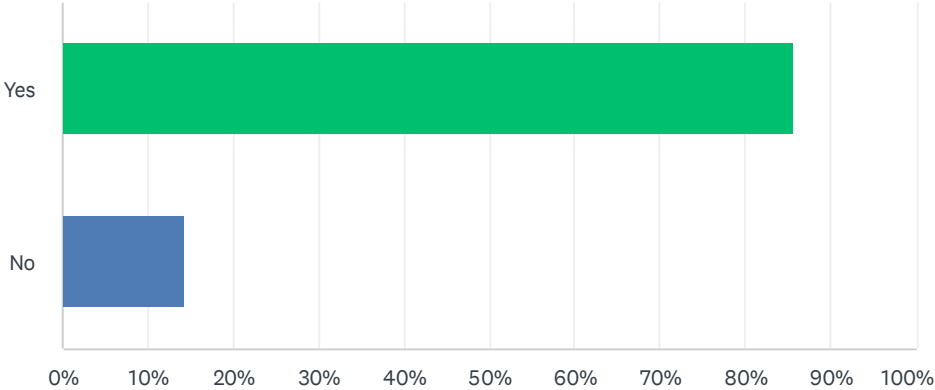
Answered: 78 Skipped: 24



ANSWER CHOICES	RESPONSES	
Yes	64.10%	50
No	35.90%	28
TOTAL		78

### Q26 Are you aware of the school enrollment choices available to your child at Brevard Public Schools?

Answered: 77 Skipped: 25

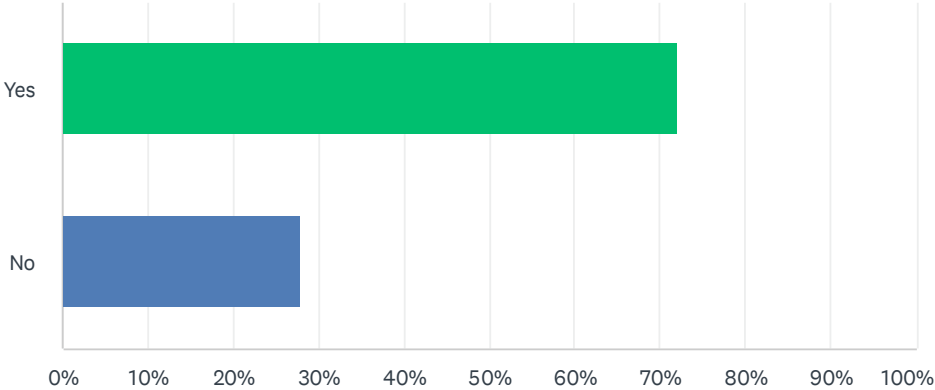


ANSWER CHOICES	RESPONSES	
Yes	85.71%	66
No	14.29%	11
TOTAL		77



### Q27 Do you use the school or district website to find information about your child's education?

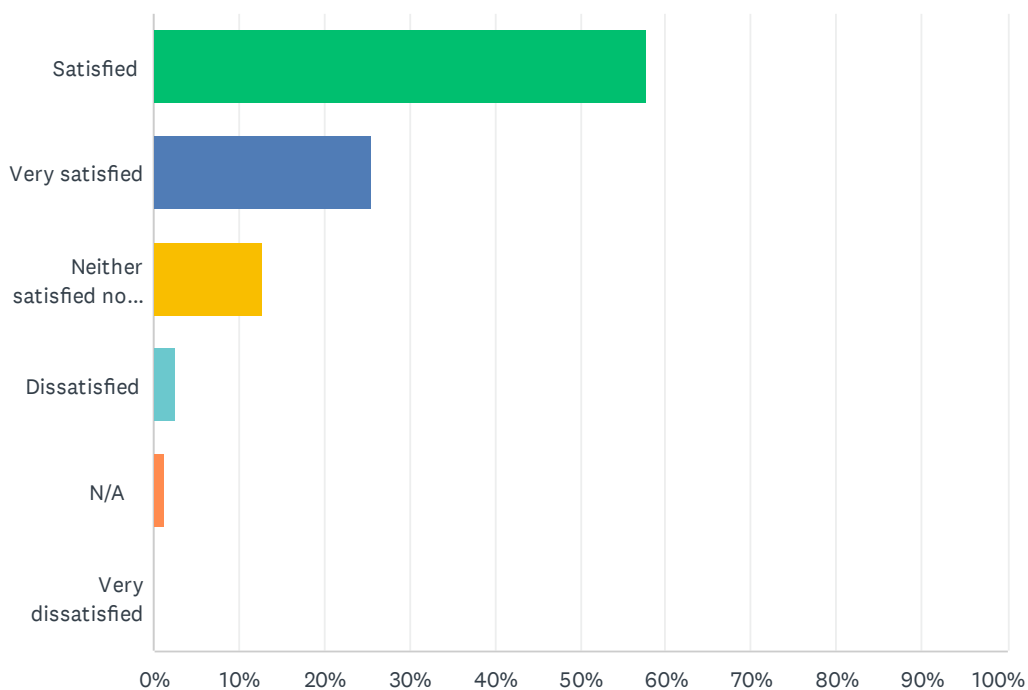
Answered: 75 Skipped: 27



ANSWER CHOICES	RESPONSES	
Yes	72.00%	54
No	28.00%	21
TOTAL		75

## Q28 Please rate your overall satisfaction with Brevard Public Schools

Answered: 78 Skipped: 24



ANSWER CHOICES	RESPONSES	
Satisfied	57.69%	45
Very satisfied	25.64%	20
Neither satisfied nor dissatisfied	12.82%	10
Dissatisfied	2.56%	2
N/A	1.28%	1
Very dissatisfied	0.00%	0
<b>TOTAL</b>		<b>78</b>