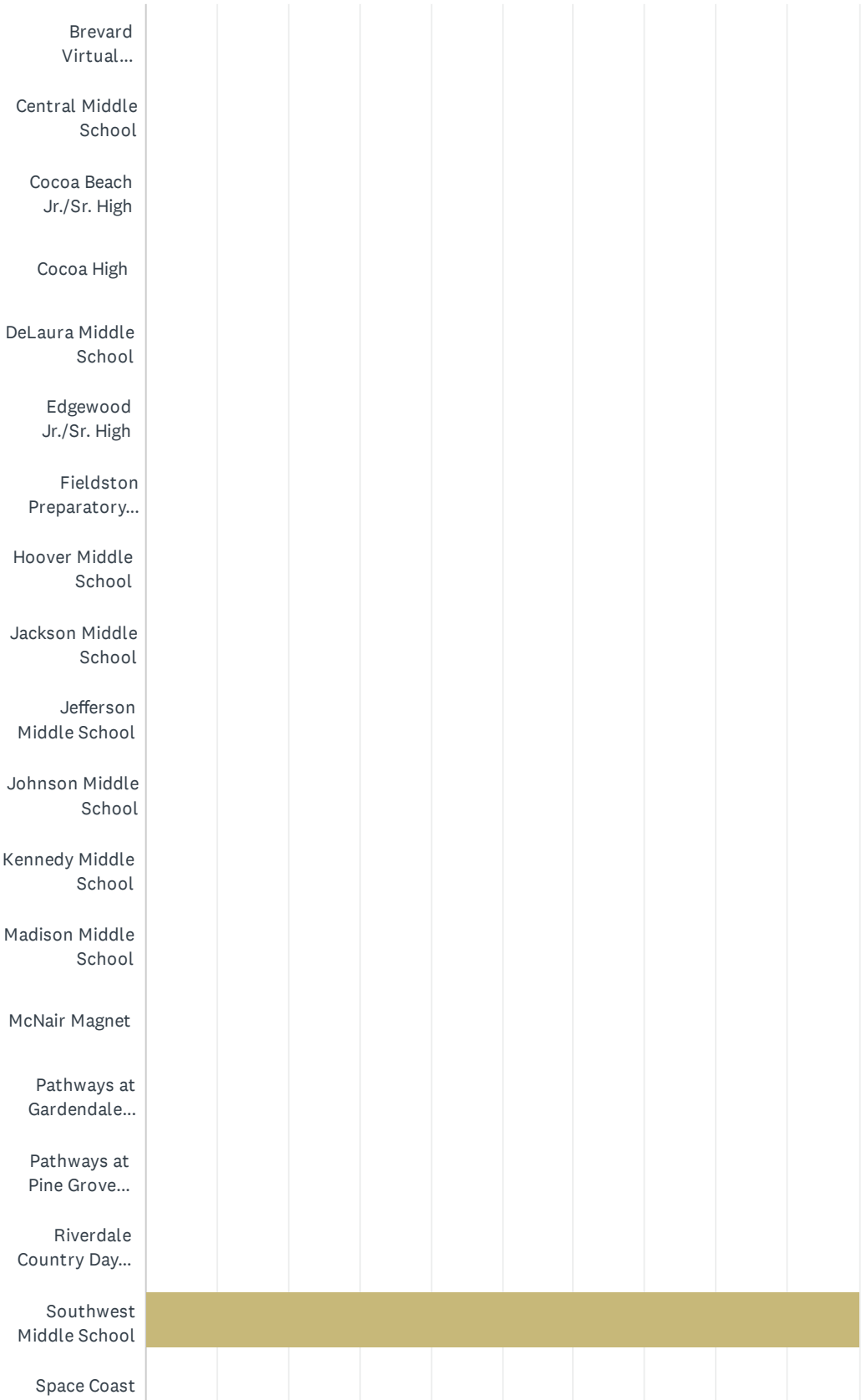
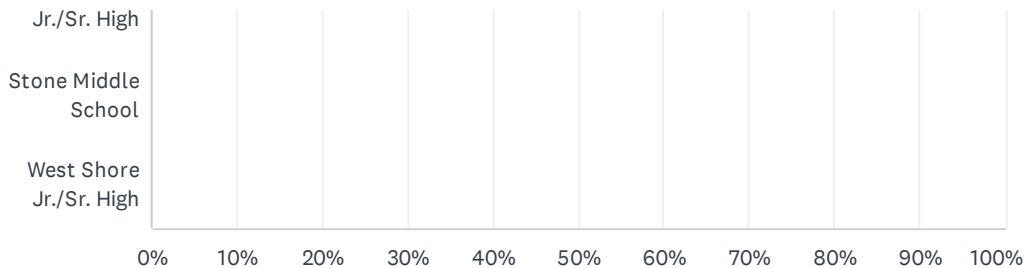


Q1 What school does your child attend?

Answered: 258 Skipped: 0



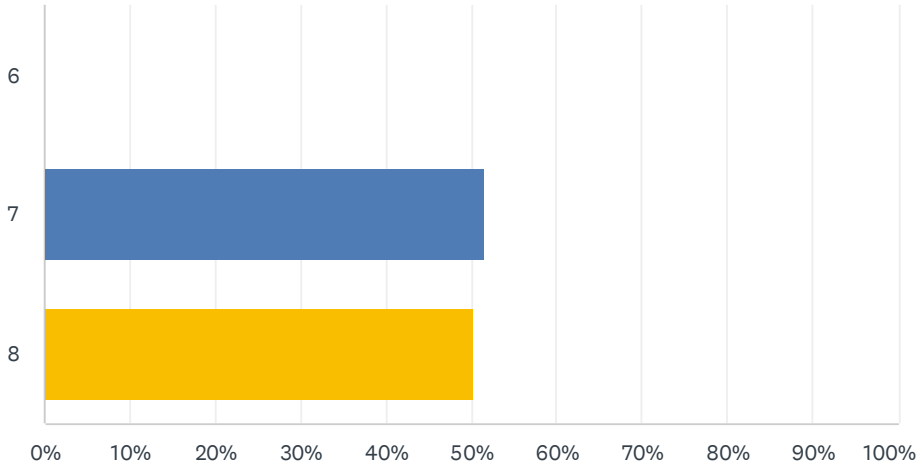
Brevard Public Schools Middle School Parent Survey 2021-2022



ANSWER CHOICES	RESPONSES	
Brevard Virtual Instruction Program (BVIP)	0.00%	0
Central Middle School	0.00%	0
Cocoa Beach Jr./Sr. High	0.00%	0
Cocoa High	0.00%	0
DeLaura Middle School	0.00%	0
Edgewood Jr./Sr. High	0.00%	0
Fieldston Preparatory School	0.00%	0
Hoover Middle School	0.00%	0
Jackson Middle School	0.00%	0
Jefferson Middle School	0.00%	0
Johnson Middle School	0.00%	0
Kennedy Middle School	0.00%	0
Madison Middle School	0.00%	0
McNair Magnet	0.00%	0
Pathways at Gardendale (North/Central Area Alternative Center)	0.00%	0
Pathways at Pine Grove (South Area Alternative Center)	0.00%	0
Riverdale Country Day School	0.00%	0
Southwest Middle School	100.00%	258
Space Coast Jr./Sr. High	0.00%	0
Stone Middle School	0.00%	0
West Shore Jr./Sr. High	0.00%	0
TOTAL		258

Q2 What is your child's current grade level?

Answered: 258 Skipped: 0

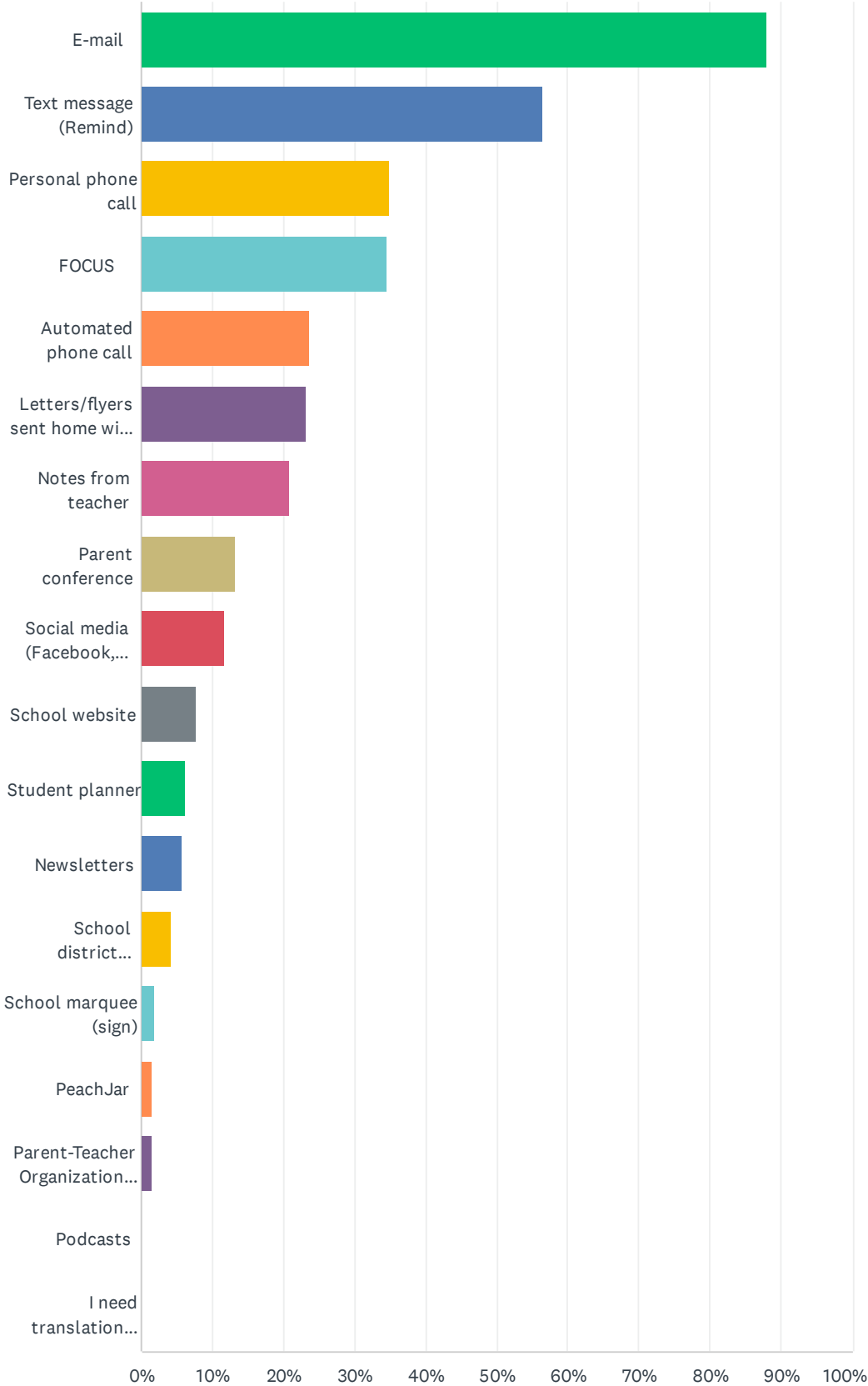


ANSWER CHOICES	RESPONSES
6	0.00% 0
7	51.55% 133
8	50.39% 130
Total Respondents: 258	

Q3 What is the best way for us to get you important information regarding school events and/or your child's progress? (check all that apply)

Answered: 258 Skipped: 0

Brevard Public Schools Middle School Parent Survey 2021-2022

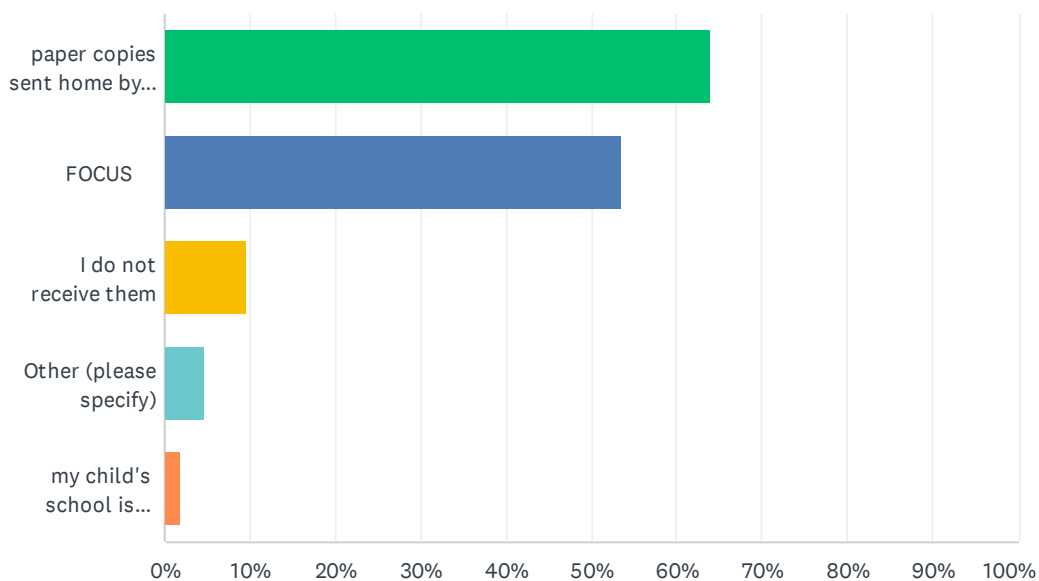


Brevard Public Schools Middle School Parent Survey 2021-2022

ANSWER CHOICES	RESPONSES	
E-mail	87.98%	227
Text message (Remind)	56.59%	146
Personal phone call	34.88%	90
FOCUS	34.50%	89
Automated phone call	23.64%	61
Letters/flyers sent home with students	23.26%	60
Notes from teacher	20.93%	54
Parent conference	13.18%	34
Social media (Facebook, Twitter)	11.63%	30
School website	7.75%	20
Student planner	6.20%	16
Newsletters	5.81%	15
School district website	4.26%	11
School marquee (sign)	1.94%	5
PeachJar	1.55%	4
Parent-Teacher Organization (PTO/PTA)	1.55%	4
Podcasts	0.00%	0
I need translation assistance	0.00%	0
Total Respondents: 258		

Q4 How do you receive interim reports and report cards?

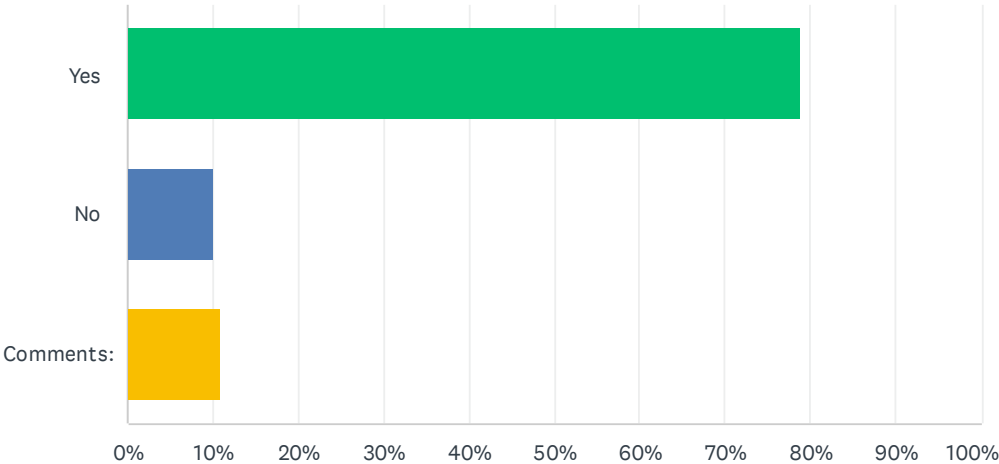
Answered: 258 Skipped: 0



ANSWER CHOICES	RESPONSES	
paper copies sent home by the school	63.95%	165
FOCUS	53.49%	138
I do not receive them	9.69%	25
Other (please specify)	4.65%	12
my child's school is paperless	1.94%	5
Total Respondents: 258		

Q5 Do you feel welcome at your child's school?

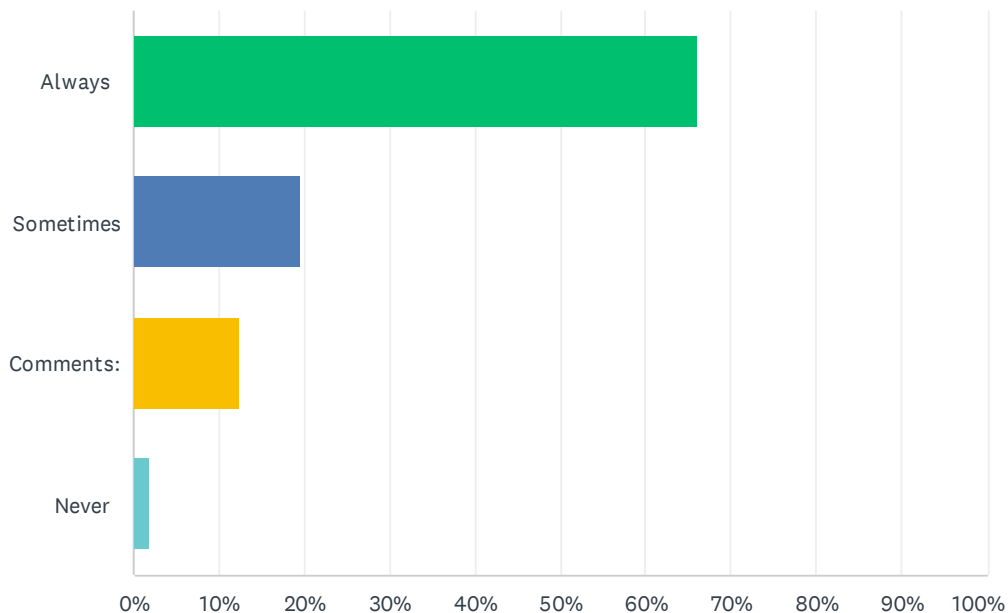
Answered: 247 Skipped: 11



ANSWER CHOICES	RESPONSES	
Yes	78.95%	195
No	10.12%	25
Comments:	10.93%	27
TOTAL		247

Q6 The office staff at my school is polite and is helpful in answering my questions or concerns.

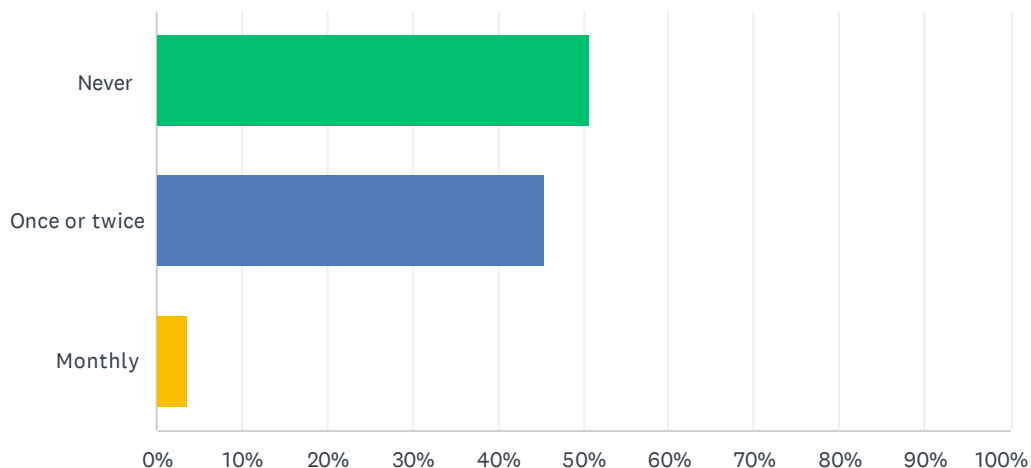
Answered: 250 Skipped: 8



ANSWER CHOICES	RESPONSES	
Always	66.00%	165
Sometimes	19.60%	49
Comments:	12.40%	31
Never	2.00%	5
TOTAL		250

Q7 Following this year's health and safety protocols, how often did you attend a parent meeting or event at your child's school that supported your child's academic success?

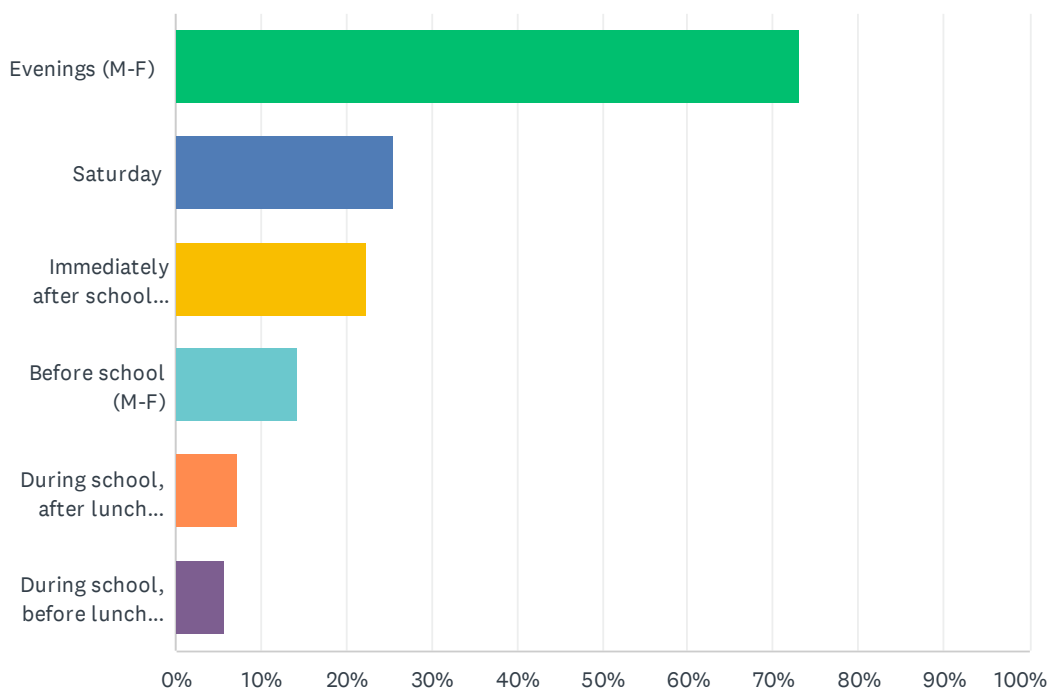
Answered: 244 Skipped: 14



ANSWER CHOICES	RESPONSES	
Never	50.82%	124
Once or twice	45.49%	111
Monthly	3.69%	9
TOTAL		244

Q8 When is the best time for you to attend a school event for families?

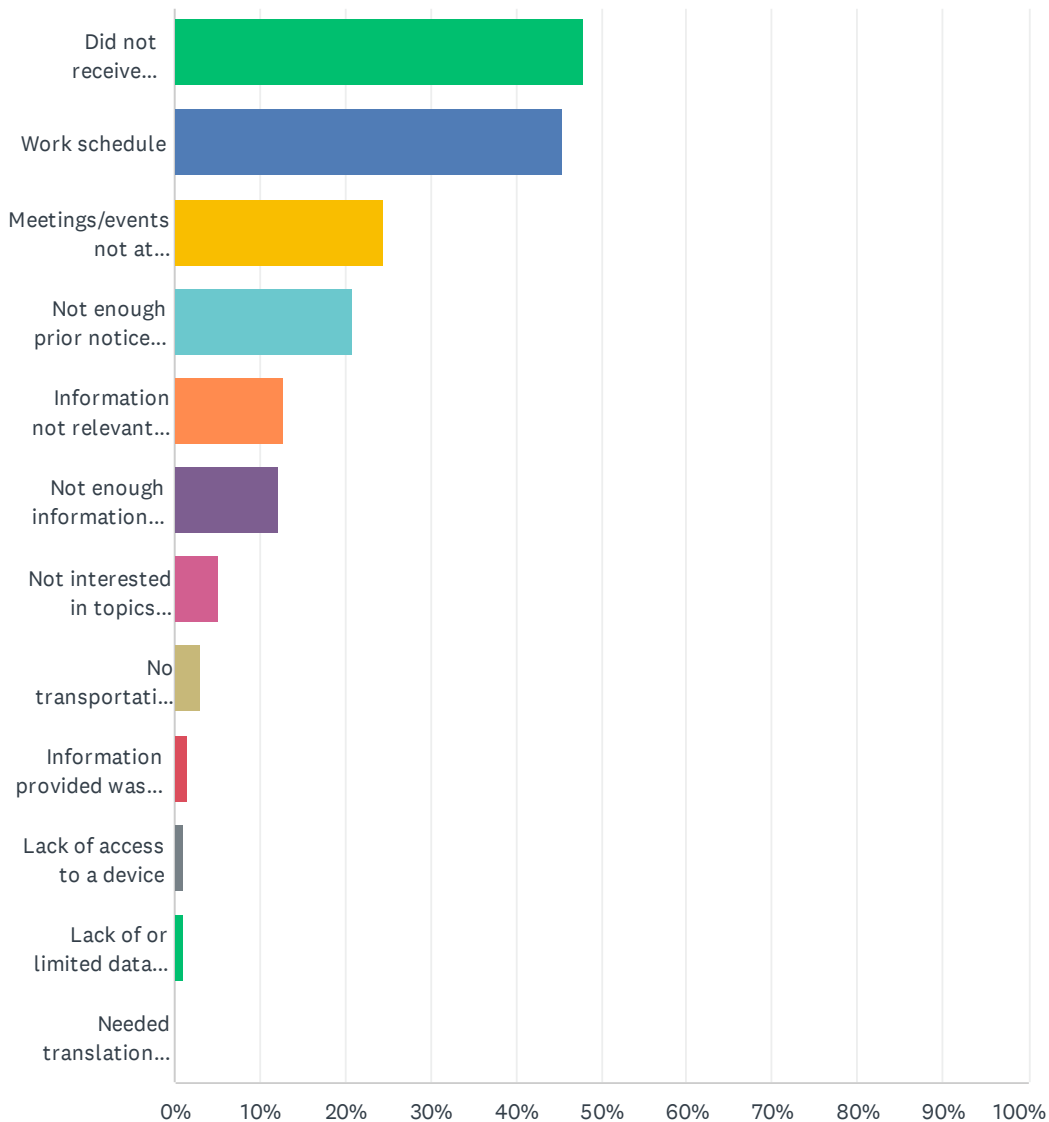
Answered: 246 Skipped: 12



ANSWER CHOICES	RESPONSES	
Evenings (M-F)	73.17%	180
Saturday	25.61%	63
Immediately after school (M-F)	22.36%	55
Before school (M-F)	14.23%	35
During school, after lunch (M-F)	7.32%	18
During school, before lunch (M-F)	5.69%	14
Total Respondents: 246		

Q9 If you were unable to attend informational meetings or academic events, please share why. (Check all that apply)

Answered: 196 Skipped: 62



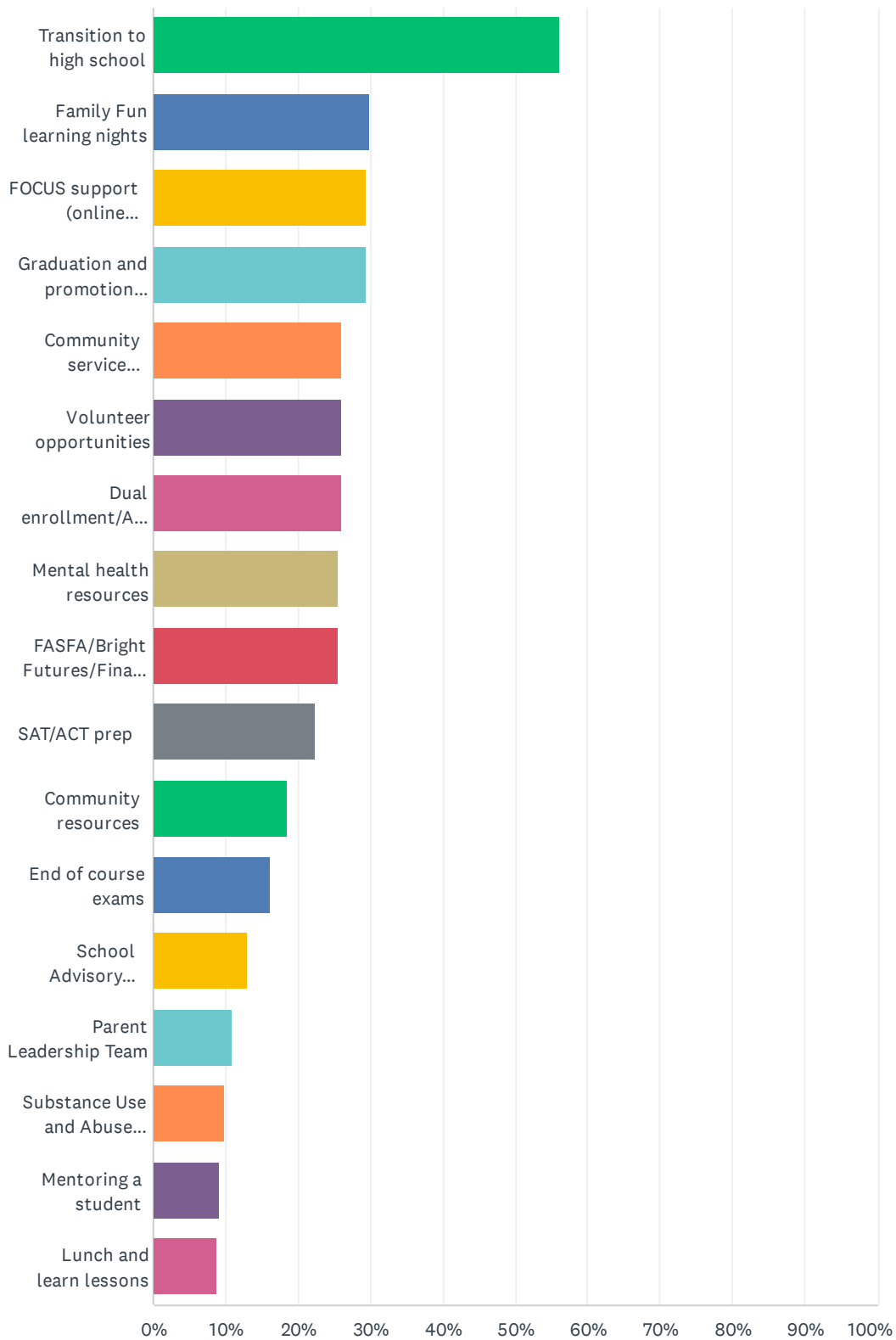
Brevard Public Schools Middle School Parent Survey 2021-2022

ANSWER CHOICES	RESPONSES	
Did not receive information about meetings/events	47.96%	94
Work schedule	45.41%	89
Meetings/events not at convenient times	24.49%	48
Not enough prior notice provided	20.92%	41
Information not relevant to me/my child	12.76%	25
Not enough information provided	12.24%	24
Not interested in topics presented	5.10%	10
No transportation to get to meetings/events	3.06%	6
Information provided was difficult to understand	1.53%	3
Lack of access to a device	1.02%	2
Lack of or limited data plan	1.02%	2
Needed translation services	0.00%	0
Total Respondents: 196		

Q10 Which of the following informational meetings and activities would you be interested in participating in or attending? (Check all that apply)

Answered: 184 Skipped: 74

Brevard Public Schools Middle School Parent Survey 2021-2022



Brevard Public Schools Middle School Parent Survey 2021-2022

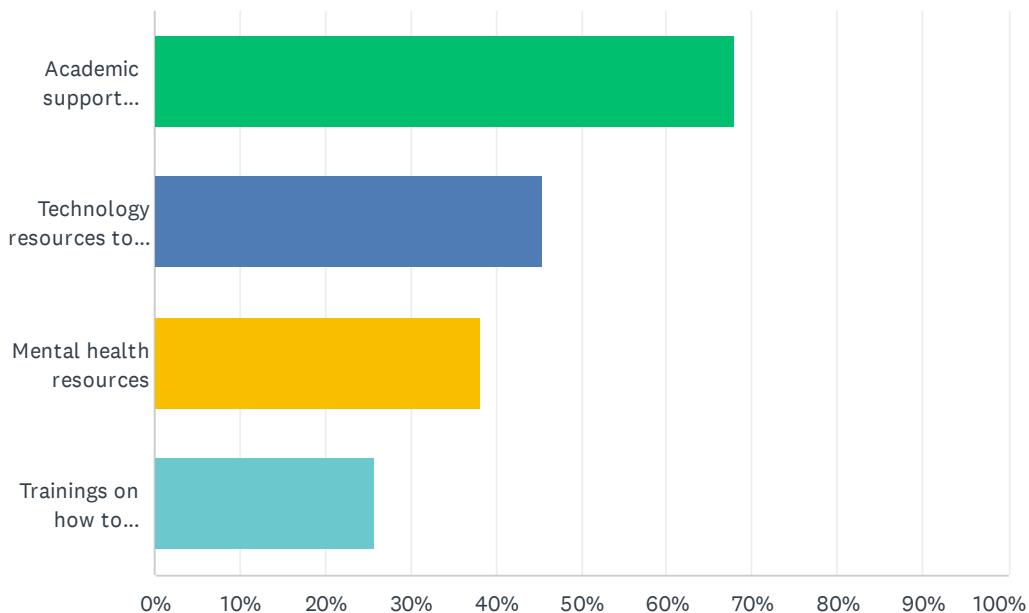
ANSWER CHOICES	RESPONSES	
Transition to high school	55.98%	103
Family Fun learning nights	29.89%	55
FOCUS support (online gradebook, absences and teacher webpages)	29.35%	54
Graduation and promotion requirements	29.35%	54
Community service projects with staff/students	26.09%	48
Volunteer opportunities	26.09%	48
Dual enrollment/Advanced Placement courses	26.09%	48
Mental health resources	25.54%	47
FASFA/Bright Futures/Financial aid options	25.54%	47
SAT/ACT prep	22.28%	41
Community resources	18.48%	34
End of course exams	16.30%	30
School Advisory Council (SAC) or Parent Teacher Organization (PTO)	13.04%	24
Parent Leadership Team	10.87%	20
Substance Use and Abuse (alcohol, street drugs, vaping, prescription drugs)	9.78%	18
Mentoring a student	9.24%	17
Lunch and learn lessons	8.70%	16
Total Respondents: 184		

Q11 In what ways can family engagement be strengthened at your child's school?

Answered: 92 Skipped: 166

Q12 What types of family engagement resources would you use if they were provided at your school?

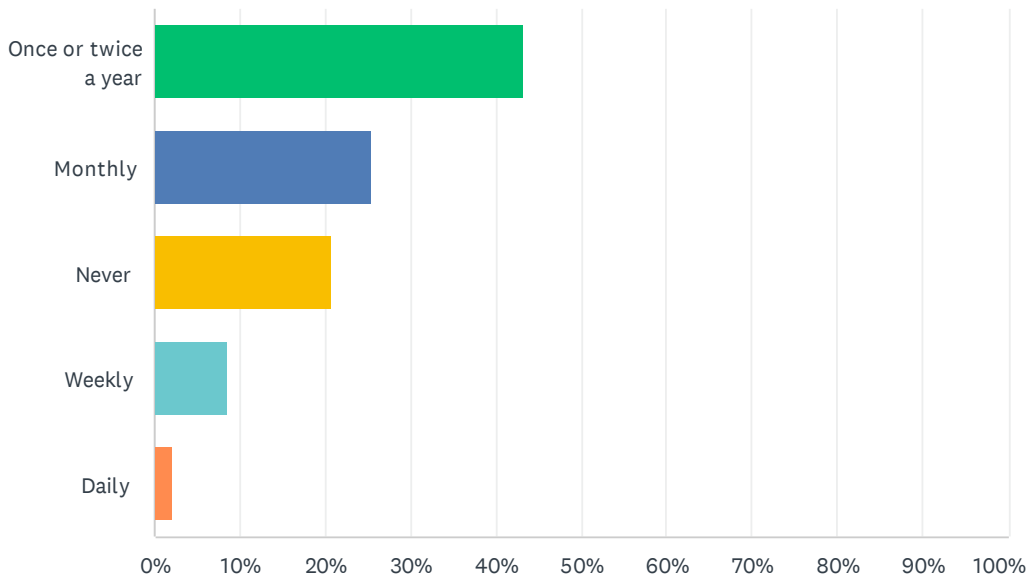
Answered: 178 Skipped: 80



ANSWER CHOICES	RESPONSES	
Academic support materials for families to use at home	67.98%	121
Technology resources to support learning at home	45.51%	81
Mental health resources	38.20%	68
Trainings on how to participate in school decision-making committees	25.84%	46
Total Respondents: 178		

Q13 How often do you communicate with your child's teachers?

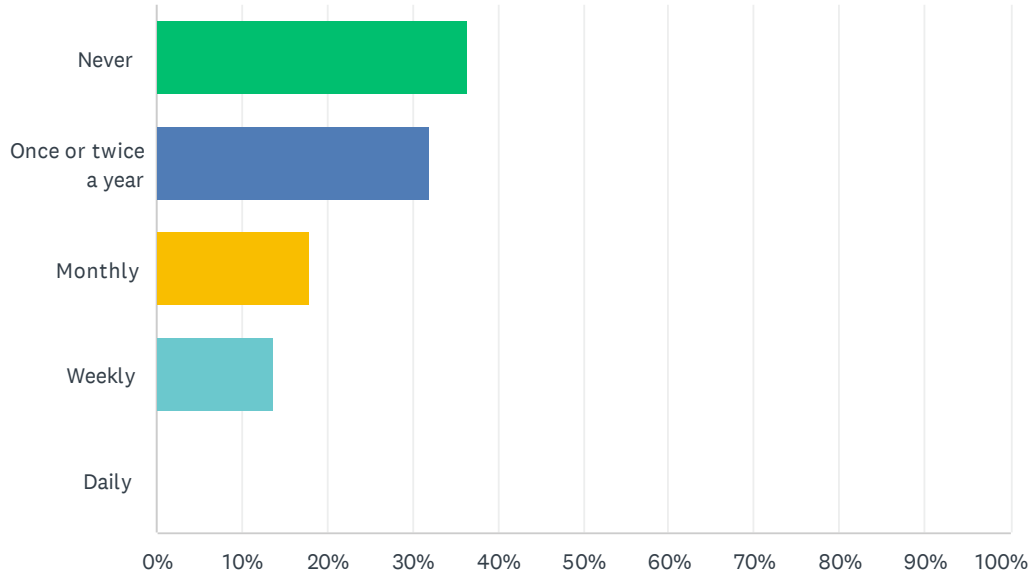
Answered: 189 Skipped: 69



ANSWER CHOICES	RESPONSES	
Once or twice a year	43.39%	82
Monthly	25.40%	48
Never	20.63%	39
Weekly	8.47%	16
Daily	2.12%	4
TOTAL		189

Q14 How often do your child's teachers communicate with you about your child's progress?

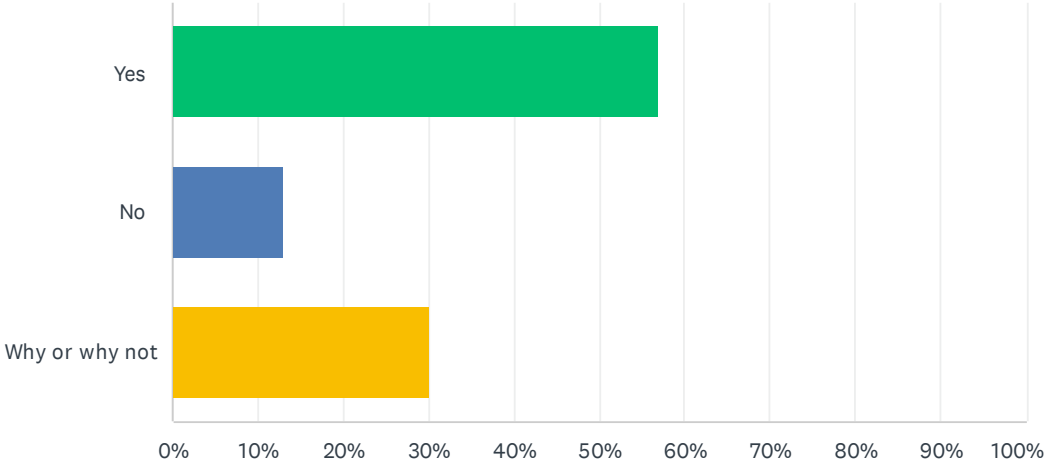
Answered: 184 Skipped: 74



ANSWER CHOICES	RESPONSES	
Never	36.41%	67
Once or twice a year	32.07%	59
Monthly	17.93%	33
Weekly	13.59%	25
Daily	0.00%	0
TOTAL		184

Q15 Are you satisfied with the relationship and communication you currently have with your child’s principal?

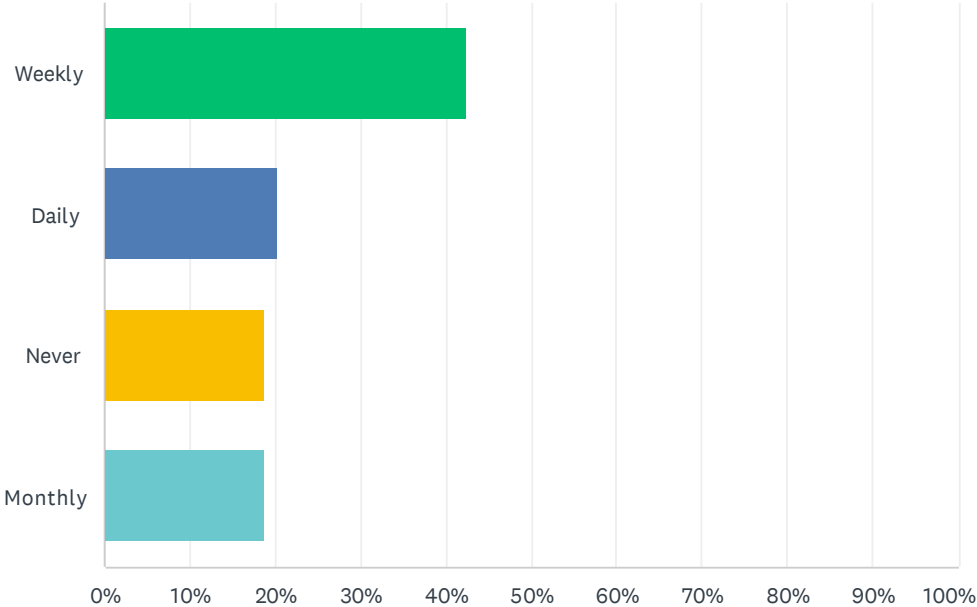
Answered: 200 Skipped: 58



ANSWER CHOICES	RESPONSES	
Yes	57.00%	114
No	13.00%	26
Why or why not	30.00%	60
TOTAL		200

Q16 How often do you access your child's grades and attendance information through FOCUS?

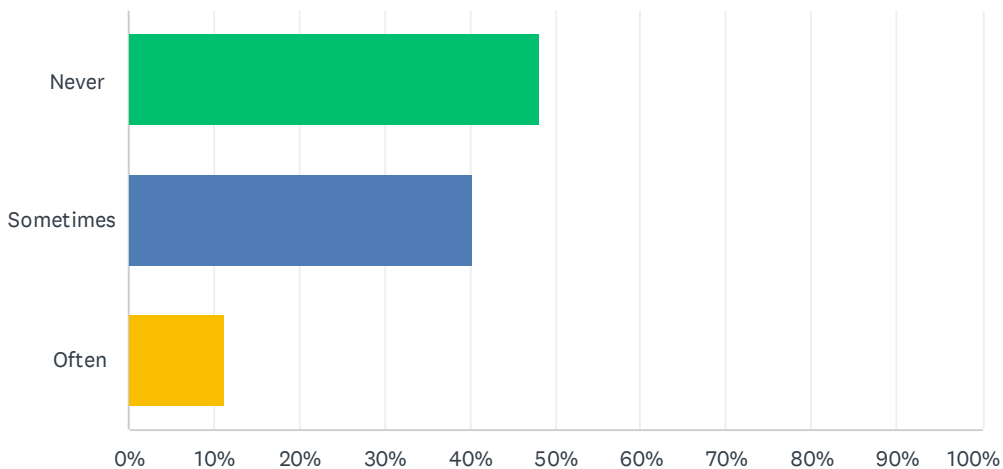
Answered: 198 Skipped: 60



ANSWER CHOICES	RESPONSES	
Weekly	42.42%	84
Daily	20.20%	40
Never	18.69%	37
Monthly	18.69%	37
TOTAL		198

Q17 How often does your child's school or teachers provide you with information about ways you can help your child's learning at home?

Answered: 203 Skipped: 55



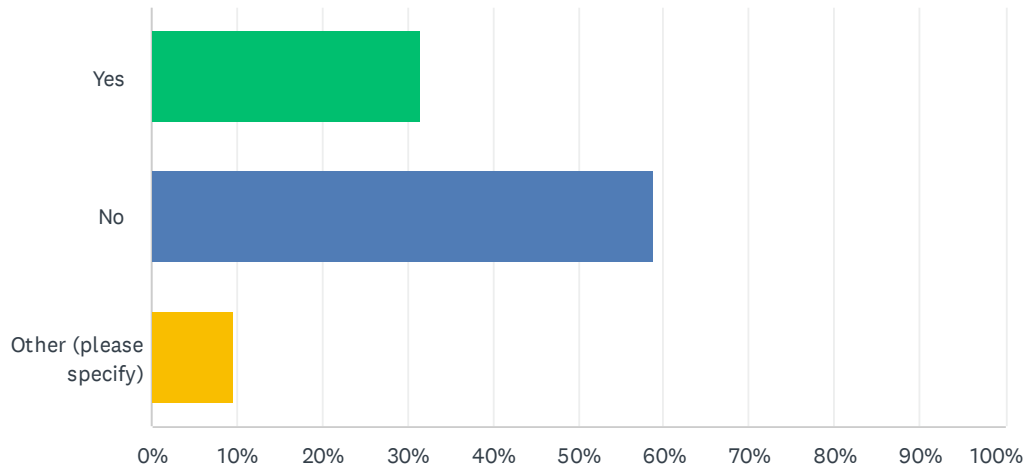
ANSWER CHOICES	RESPONSES	
Never	48.28%	98
Sometimes	40.39%	82
Often	11.33%	23
TOTAL		203

Q18 What support do you need from the school to ensure your child's success in middle school?

Answered: 116 Skipped: 142

Q19 Have you been given opportunities to provide input and feedback into school decisions (school improvement, Title I services, event planning, discipline)?

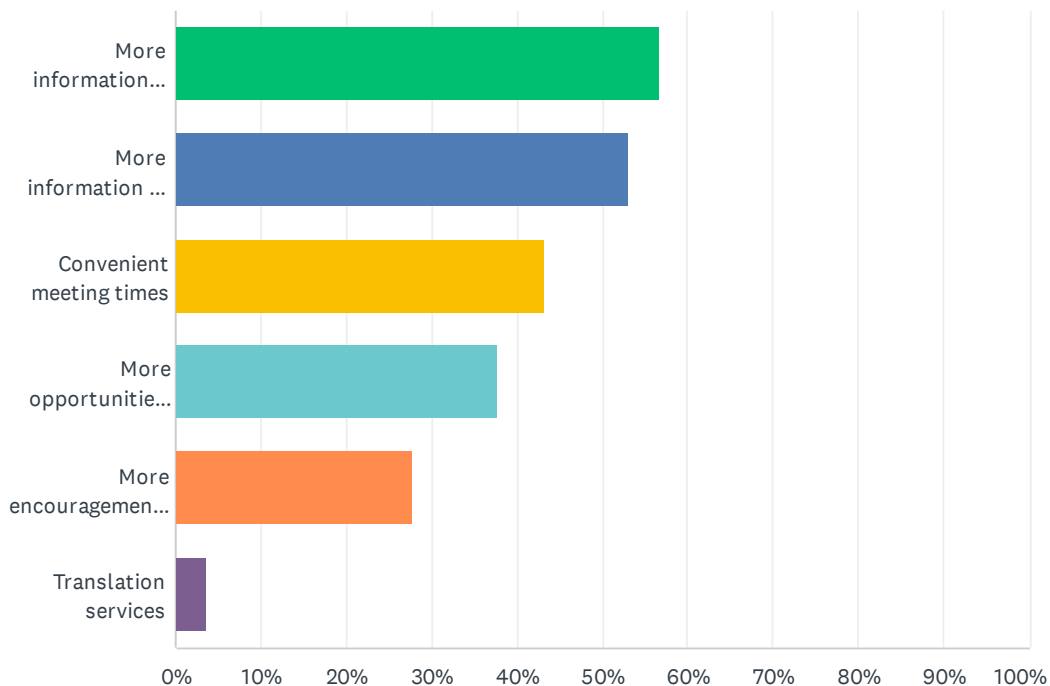
Answered: 197 Skipped: 61



ANSWER CHOICES	RESPONSES	
Yes	31.47%	62
No	58.88%	116
Other (please specify)	9.64%	19
TOTAL		197

Q20 How could your school assist you in playing a more active role in school decision-making?

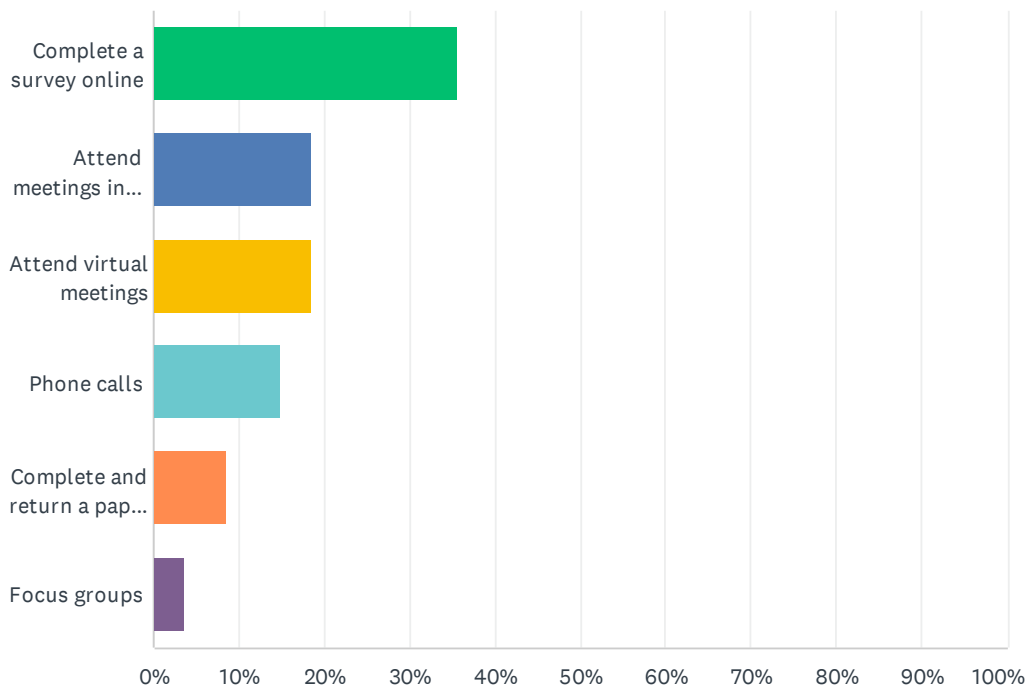
Answered: 162 Skipped: 96



ANSWER CHOICES	RESPONSES	
More information about school issues to be addressed	56.79%	92
More information on how to become engaged	53.09%	86
Convenient meeting times	43.21%	70
More opportunities to share my opinion about school issues	37.65%	61
More encouragement from the school to become engaged	27.78%	45
Translation services	3.70%	6
Total Respondents: 162		

Q21 What is the best way for you to provide input regarding your child's school?

Answered: 188 Skipped: 70



ANSWER CHOICES	RESPONSES	
Complete a survey online	35.64%	67
Attend meetings in person	18.62%	35
Attend virtual meetings	18.62%	35
Phone calls	14.89%	28
Complete and return a paper survey	8.51%	16
Focus groups	3.72%	7
TOTAL		188

Q22 What do you feel is working well at your child's school? (This is your chance to brag about your school and share what you like about it!)

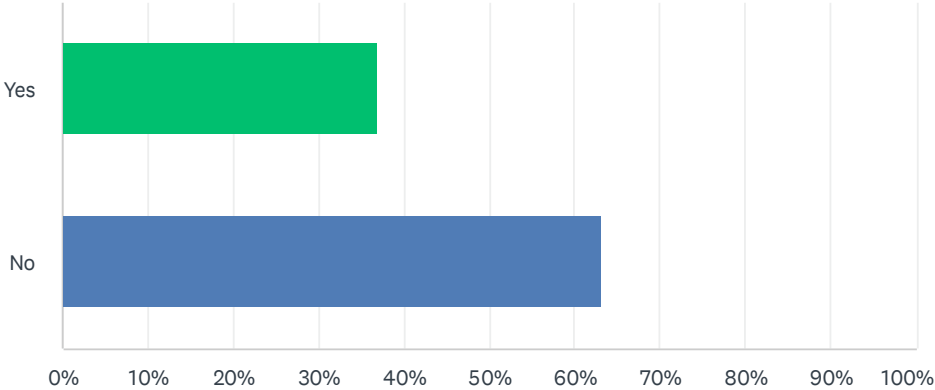
Answered: 94 Skipped: 164

Q23 What do you feel is not working, difficult, and/or needs improvement at your child's school? (This is your chance to tell us what you would like to see change.)

Answered: 122 Skipped: 136

Q24 Are you aware of the Career and Technical Education options available to your child through Brevard Public Schools?

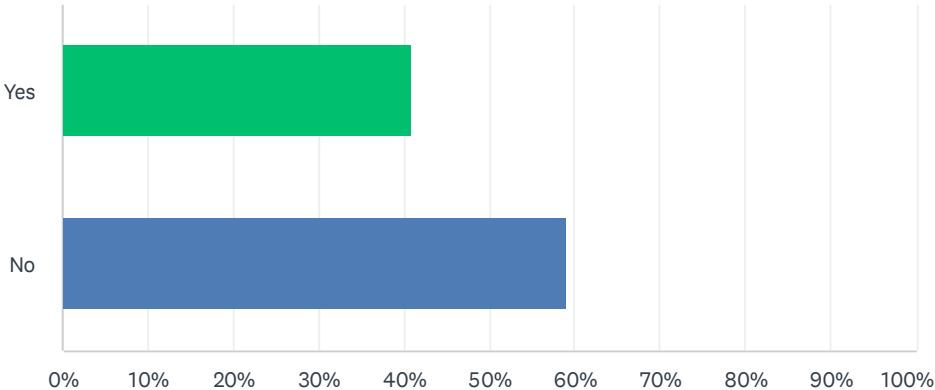
Answered: 190 Skipped: 68



ANSWER CHOICES	RESPONSES	
Yes	36.84%	70
No	63.16%	120
TOTAL		190

Q25 Have you visited the Open Enrollment Parental Choice webpage?

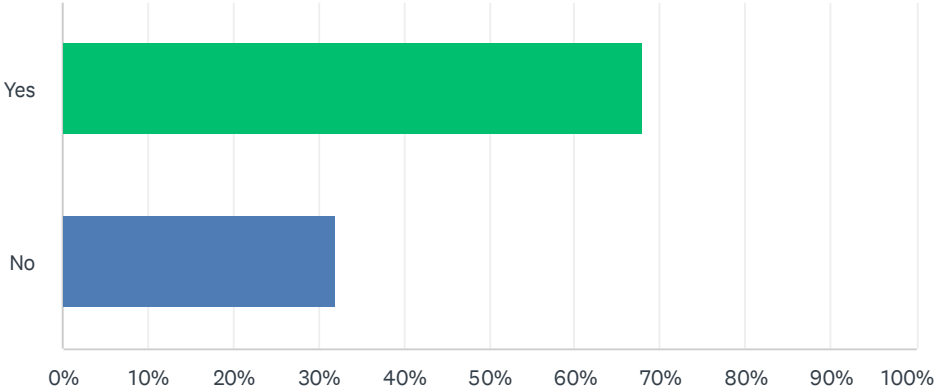
Answered: 188 Skipped: 70



ANSWER CHOICES	RESPONSES	
Yes	40.96%	77
No	59.04%	111
TOTAL		188

Q26 Are you aware of the school enrollment choices available to your child at Brevard Public Schools?

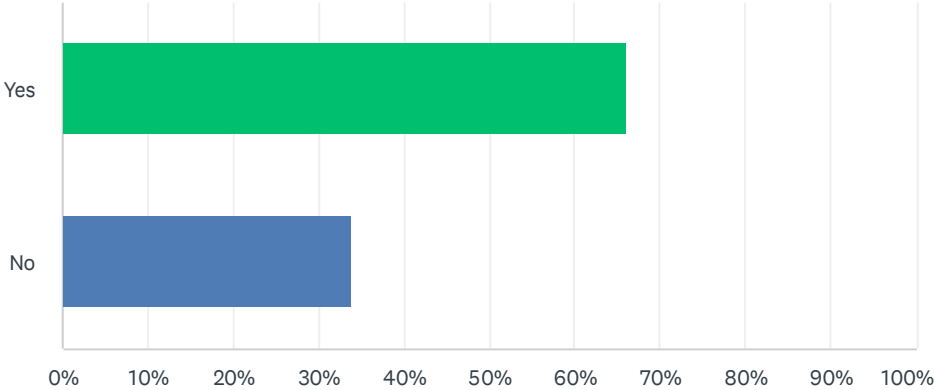
Answered: 187 Skipped: 71



ANSWER CHOICES	RESPONSES	
Yes	67.91%	127
No	32.09%	60
TOTAL		187

Q27 Do you use the school or district website to find information about your child's education?

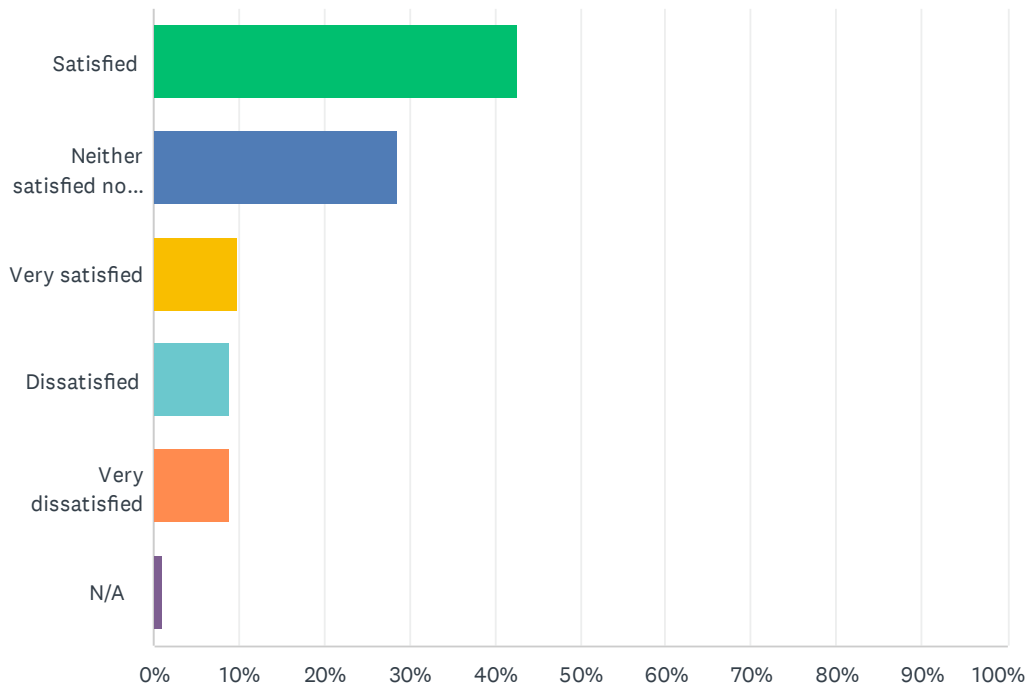
Answered: 186 Skipped: 72



ANSWER CHOICES	RESPONSES	
Yes	66.13%	123
No	33.87%	63
TOTAL		186

Q28 Please rate your overall satisfaction with Brevard Public Schools

Answered: 192 Skipped: 66



ANSWER CHOICES	RESPONSES	
Satisfied	42.71%	82
Neither satisfied nor dissatisfied	28.65%	55
Very satisfied	9.90%	19
Dissatisfied	8.85%	17
Very dissatisfied	8.85%	17
N/A	1.04%	2
TOTAL		192