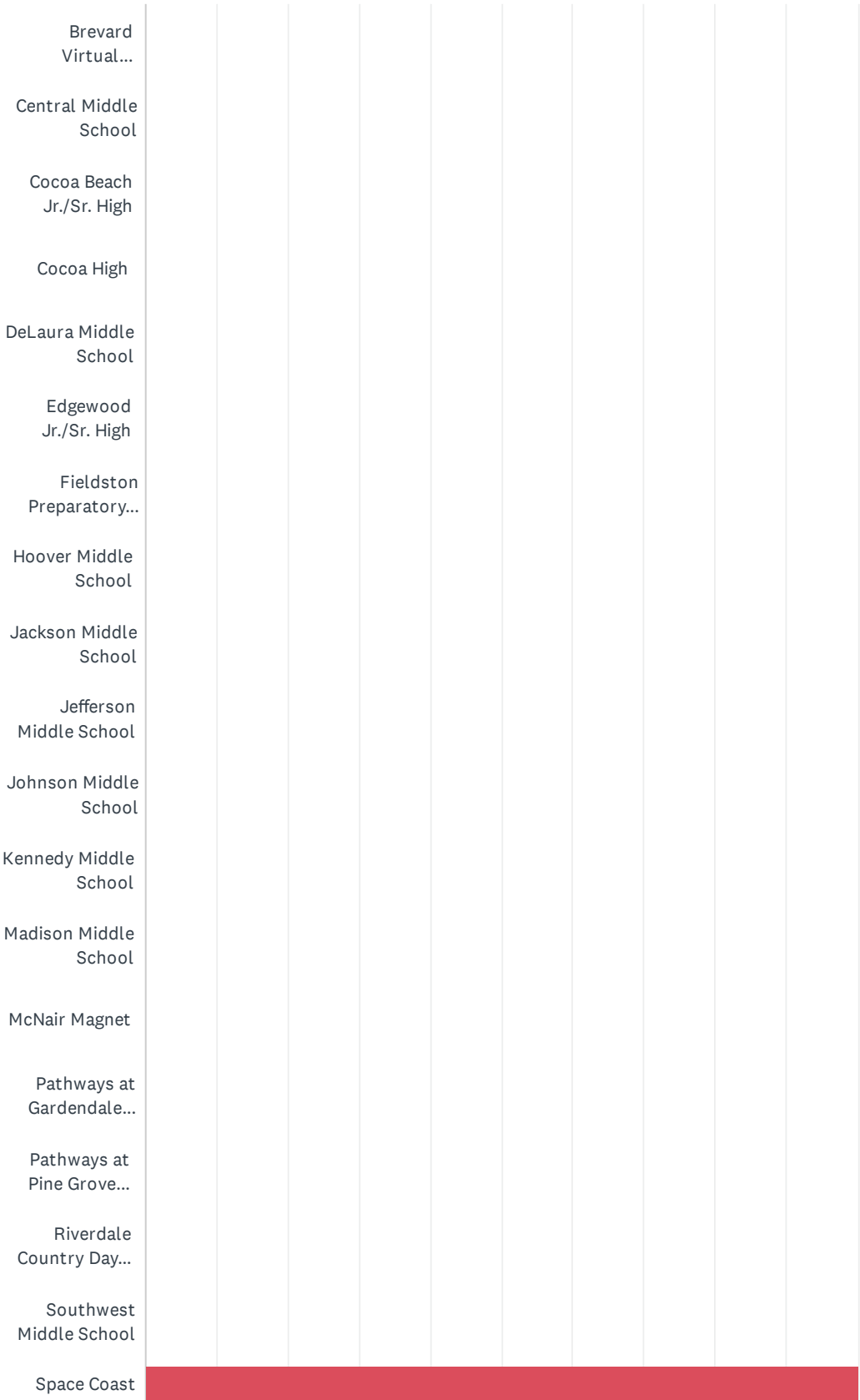
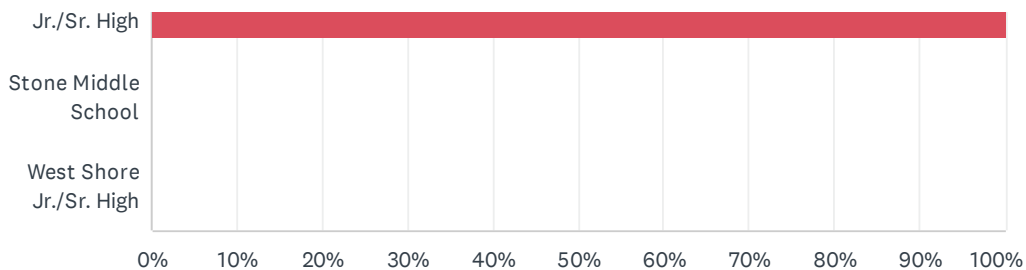


# Q1 What school does your child attend?

Answered: 146 Skipped: 0



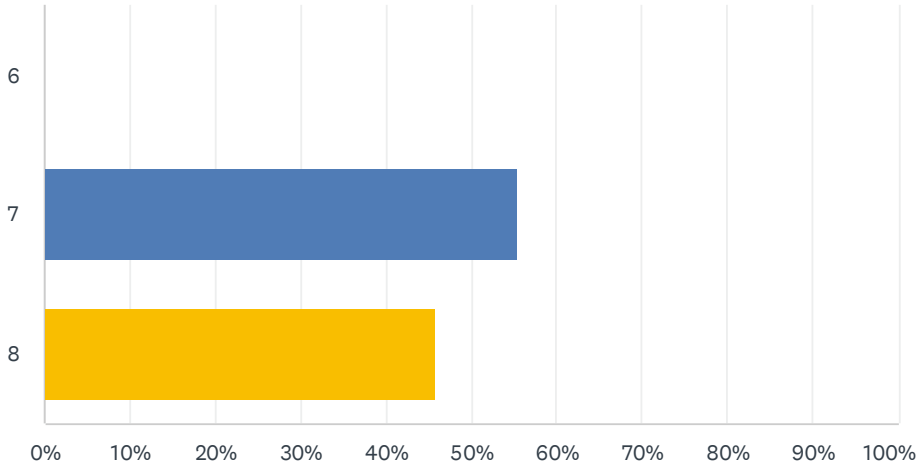
## Brevard Public Schools Middle School Parent Survey 2021-2022



ANSWER CHOICES	RESPONSES	
Brevard Virtual Instruction Program (BVIP)	0.00%	0
Central Middle School	0.00%	0
Cocoa Beach Jr./Sr. High	0.00%	0
Cocoa High	0.00%	0
DeLaura Middle School	0.00%	0
Edgewood Jr./Sr. High	0.00%	0
Fieldston Preparatory School	0.00%	0
Hoover Middle School	0.00%	0
Jackson Middle School	0.00%	0
Jefferson Middle School	0.00%	0
Johnson Middle School	0.00%	0
Kennedy Middle School	0.00%	0
Madison Middle School	0.00%	0
McNair Magnet	0.00%	0
Pathways at Gardendale (North/Central Area Alternative Center)	0.00%	0
Pathways at Pine Grove (South Area Alternative Center)	0.00%	0
Riverdale Country Day School	0.00%	0
Southwest Middle School	0.00%	0
Space Coast Jr./Sr. High	100.00%	146
Stone Middle School	0.00%	0
West Shore Jr./Sr. High	0.00%	0
<b>TOTAL</b>		<b>146</b>

## Q2 What is your child's current grade level?

Answered: 146 Skipped: 0

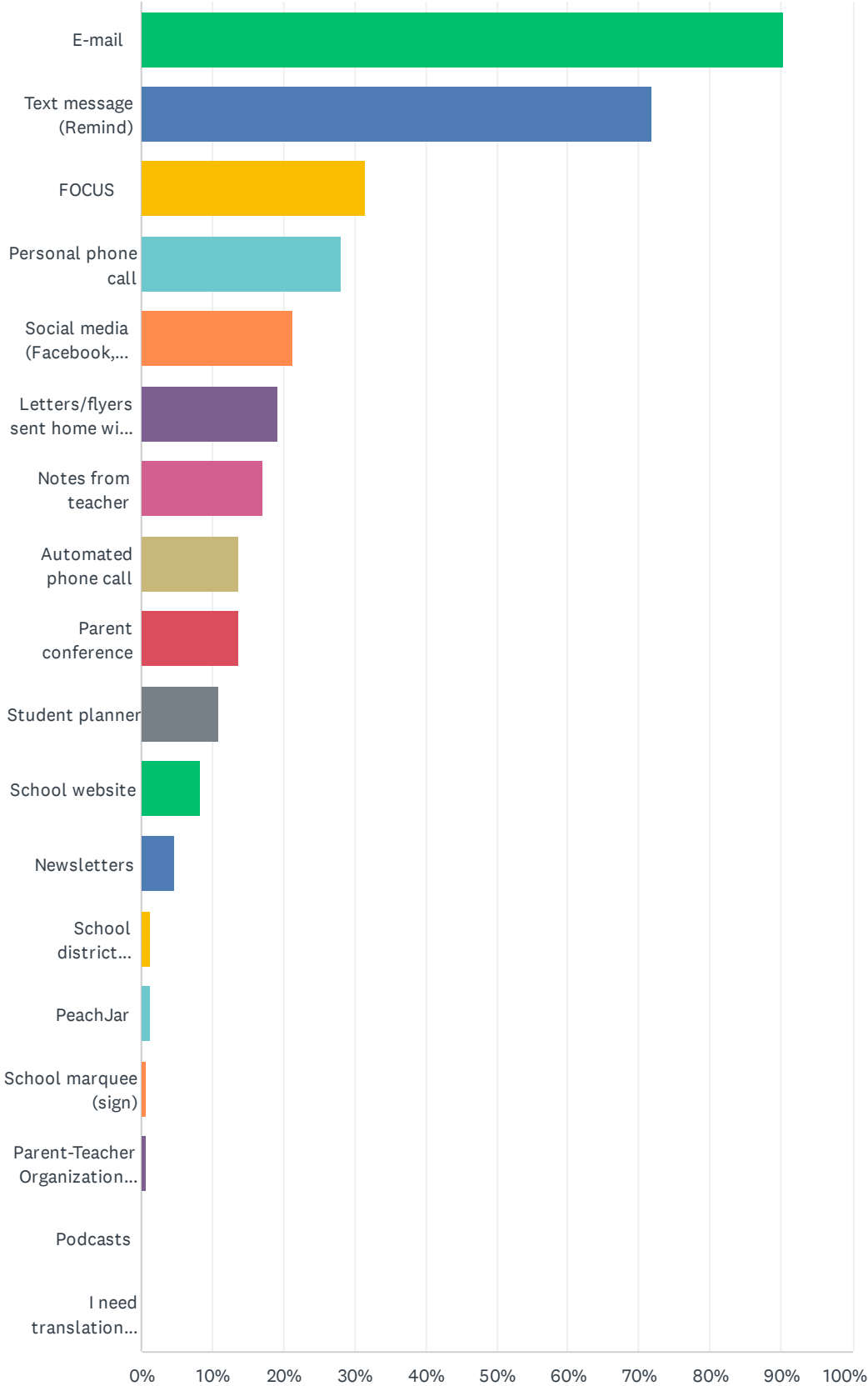


ANSWER CHOICES	RESPONSES
6	0.00% 0
7	55.48% 81
8	45.89% 67
Total Respondents: 146	

Q3 What is the best way for us to get you important information regarding school events and/or your child's progress? (check all that apply)

Answered: 146 Skipped: 0

Brevard Public Schools Middle School Parent Survey 2021-2022

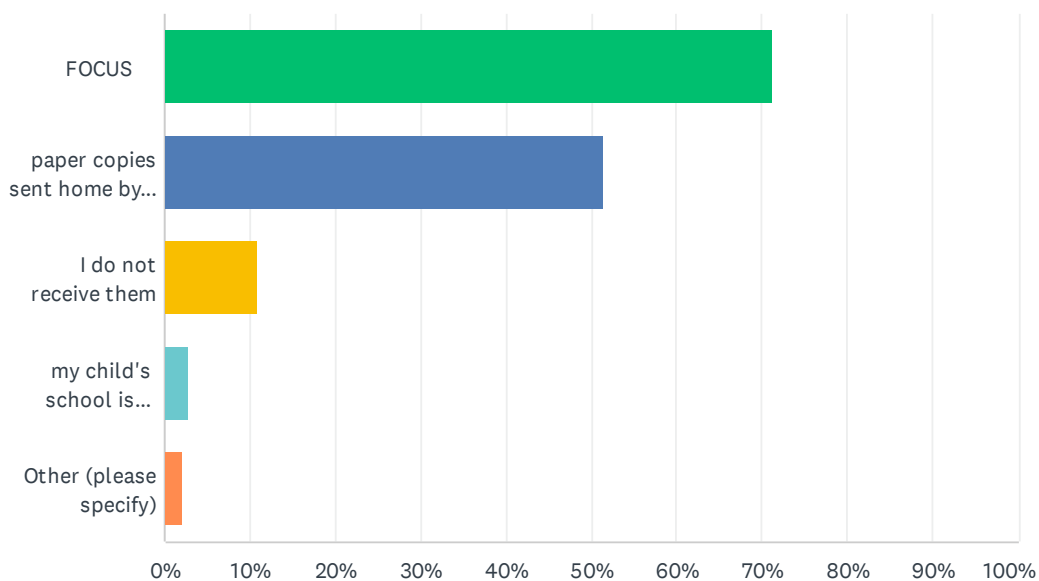


Brevard Public Schools Middle School Parent Survey 2021-2022

ANSWER CHOICES	RESPONSES	
E-mail	90.41%	132
Text message (Remind)	71.92%	105
FOCUS	31.51%	46
Personal phone call	28.08%	41
Social media (Facebook, Twitter)	21.23%	31
Letters/flyers sent home with students	19.18%	28
Notes from teacher	17.12%	25
Automated phone call	13.70%	20
Parent conference	13.70%	20
Student planner	10.96%	16
School website	8.22%	12
Newsletters	4.79%	7
School district website	1.37%	2
PeachJar	1.37%	2
School marquee (sign)	0.68%	1
Parent-Teacher Organization (PTO/PTA)	0.68%	1
Podcasts	0.00%	0
I need translation assistance	0.00%	0
Total Respondents: 146		

## Q4 How do you receive interim reports and report cards?

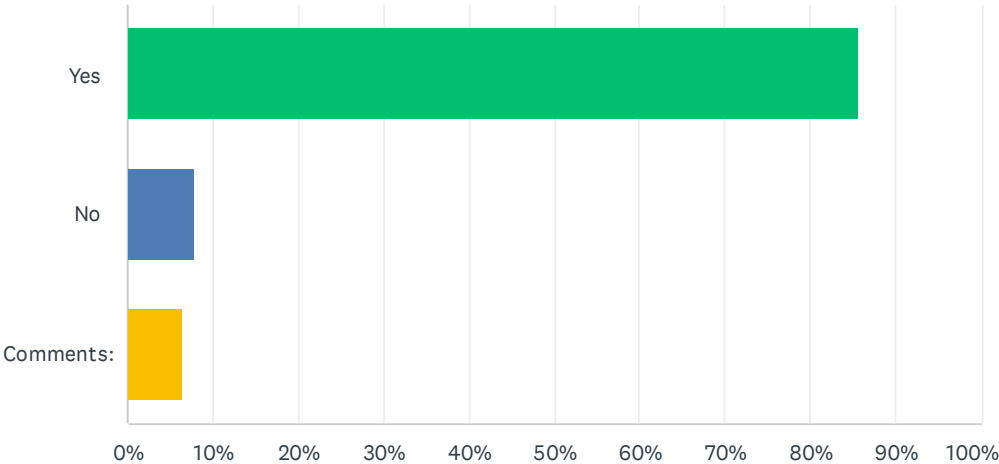
Answered: 146 Skipped: 0



ANSWER CHOICES	RESPONSES	
FOCUS	71.23%	104
paper copies sent home by the school	51.37%	75
I do not receive them	10.96%	16
my child's school is paperless	2.74%	4
Other (please specify)	2.05%	3
Total Respondents: 146		

### Q5 Do you feel welcome at your child's school?

Answered: 139 Skipped: 7

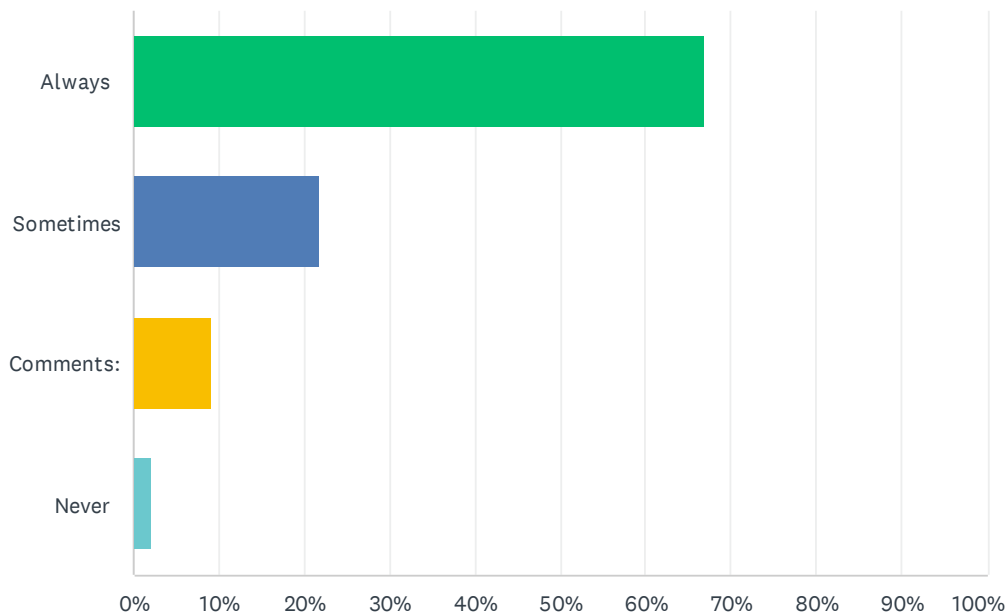


ANSWER CHOICES	RESPONSES	
Yes	85.61%	119
No	7.91%	11
Comments:	6.47%	9
<b>TOTAL</b>		<b>139</b>



## Q6 The office staff at my school is polite and is helpful in answering my questions or concerns.

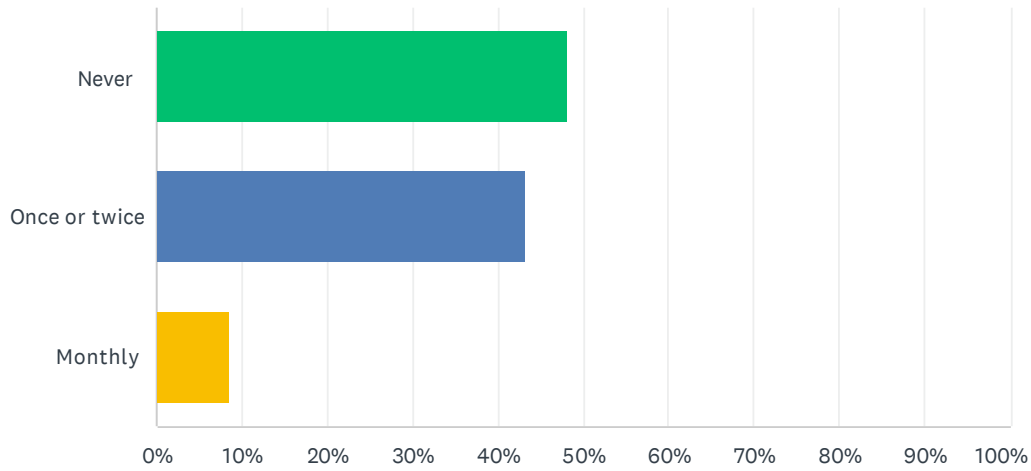
Answered: 142 Skipped: 4



ANSWER CHOICES	RESPONSES	
Always	66.90%	95
Sometimes	21.83%	31
Comments:	9.15%	13
Never	2.11%	3
<b>TOTAL</b>		<b>142</b>

### Q7 Following this year's health and safety protocols, how often did you attend a parent meeting or event at your child's school that supported your child's academic success?

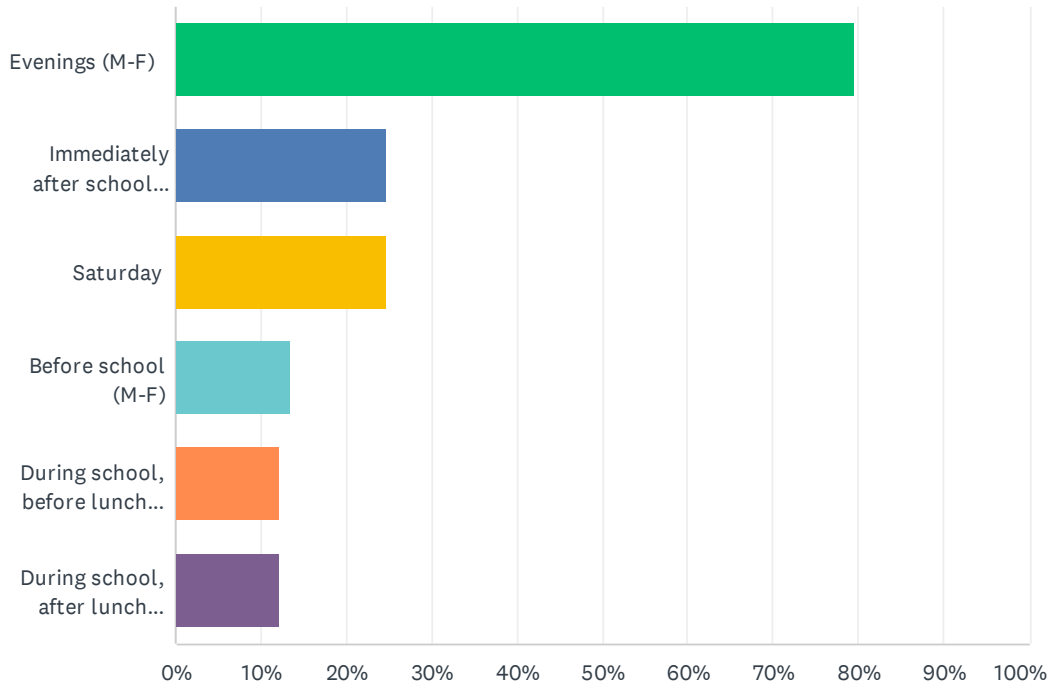
Answered: 141 Skipped: 5



ANSWER CHOICES	RESPONSES	
Never	48.23%	68
Once or twice	43.26%	61
Monthly	8.51%	12
TOTAL		141

## Q8 When is the best time for you to attend a school event for families?

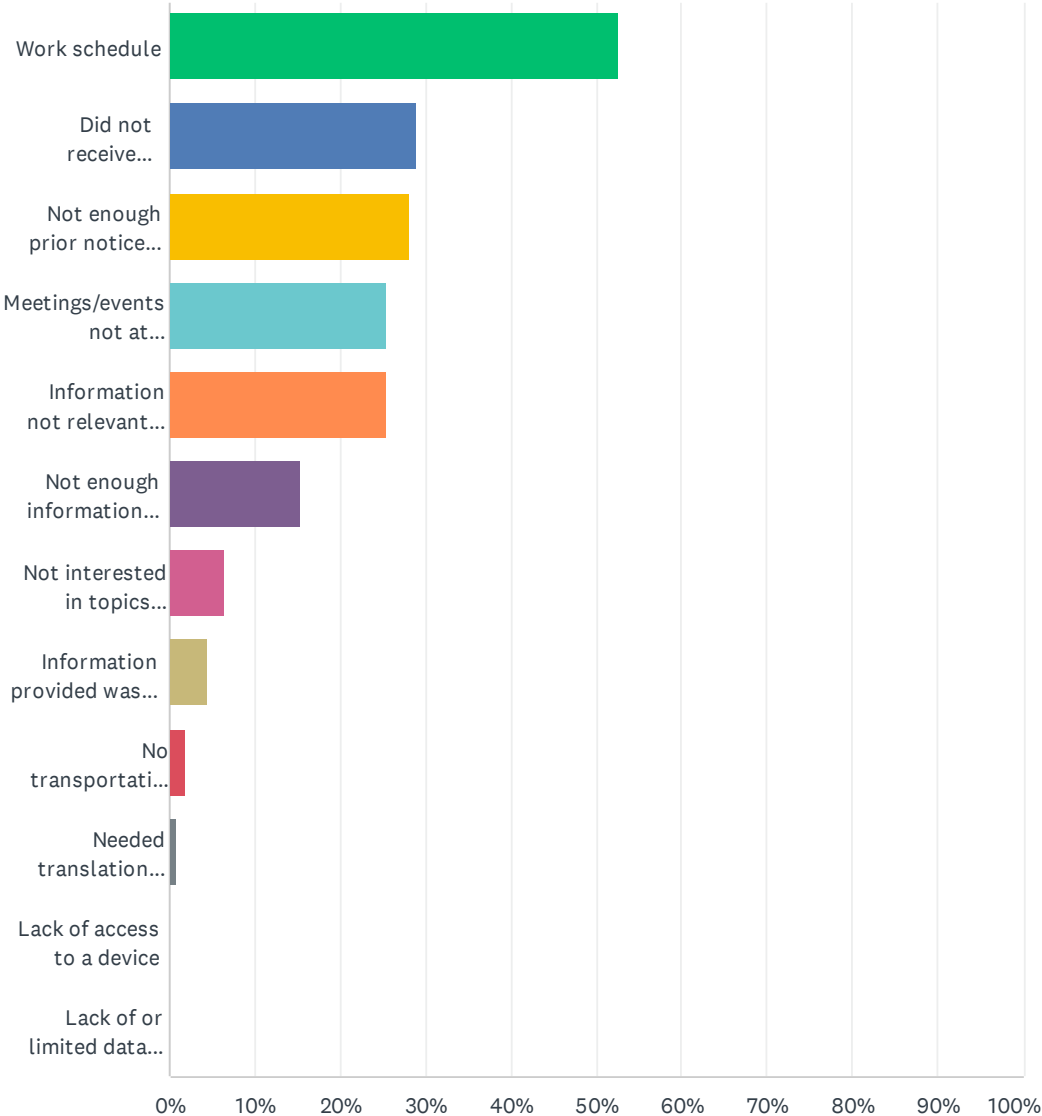
Answered: 141 Skipped: 5



ANSWER CHOICES	RESPONSES	
Evenings (M-F)	79.43%	112
Immediately after school (M-F)	24.82%	35
Saturday	24.82%	35
Before school (M-F)	13.48%	19
During school, before lunch (M-F)	12.06%	17
During school, after lunch (M-F)	12.06%	17
Total Respondents: 141		

### Q9 If you were unable to attend informational meetings or academic events, please share why. (Check all that apply)

Answered: 110 Skipped: 36



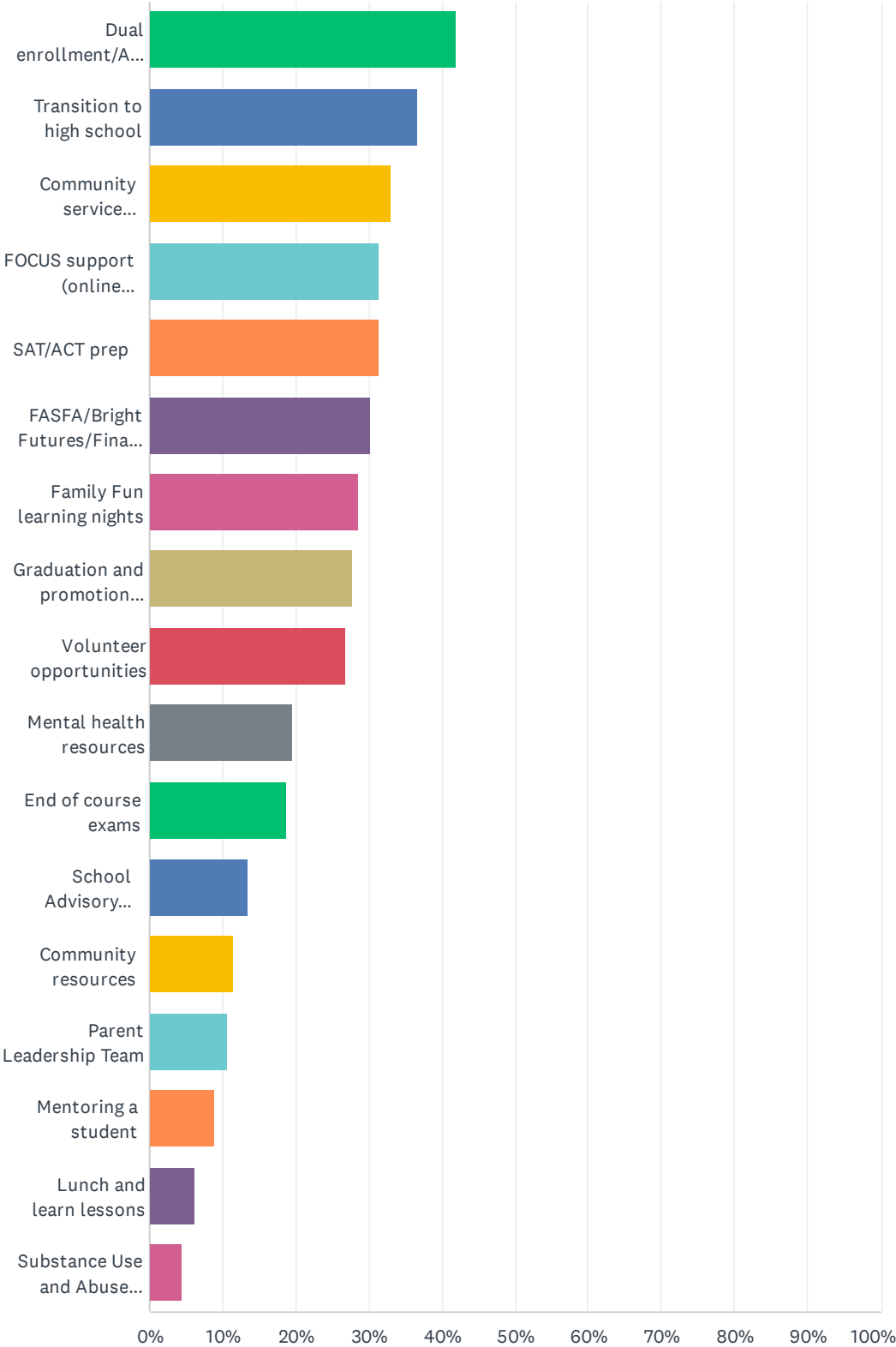
Brevard Public Schools Middle School Parent Survey 2021-2022

ANSWER CHOICES	RESPONSES	
Work schedule	52.73%	58
Did not receive information about meetings/events	29.09%	32
Not enough prior notice provided	28.18%	31
Meetings/events not at convenient times	25.45%	28
Information not relevant to me/my child	25.45%	28
Not enough information provided	15.45%	17
Not interested in topics presented	6.36%	7
Information provided was difficult to understand	4.55%	5
No transportation to get to meetings/events	1.82%	2
Needed translation services	0.91%	1
Lack of access to a device	0.00%	0
Lack of or limited data plan	0.00%	0
Total Respondents: 110		

**Q10 Which of the following informational meetings and activities would you be interested in participating in or attending? (Check all that apply)**

Answered: 112 Skipped: 34

Brevard Public Schools Middle School Parent Survey 2021-2022



Brevard Public Schools Middle School Parent Survey 2021-2022

ANSWER CHOICES	RESPONSES	
Dual enrollment/Advanced Placement courses	41.96%	47
Transition to high school	36.61%	41
Community service projects with staff/students	33.04%	37
FOCUS support (online gradebook, absences and teacher webpages)	31.25%	35
SAT/ACT prep	31.25%	35
FASFA/Bright Futures/Financial aid options	30.36%	34
Family Fun learning nights	28.57%	32
Graduation and promotion requirements	27.68%	31
Volunteer opportunities	26.79%	30
Mental health resources	19.64%	22
End of course exams	18.75%	21
School Advisory Council (SAC) or Parent Teacher Organization (PTO)	13.39%	15
Community resources	11.61%	13
Parent Leadership Team	10.71%	12
Mentoring a student	8.93%	10
Lunch and learn lessons	6.25%	7
Substance Use and Abuse (alcohol, street drugs, vaping, prescription drugs)	4.46%	5
Total Respondents: 112		

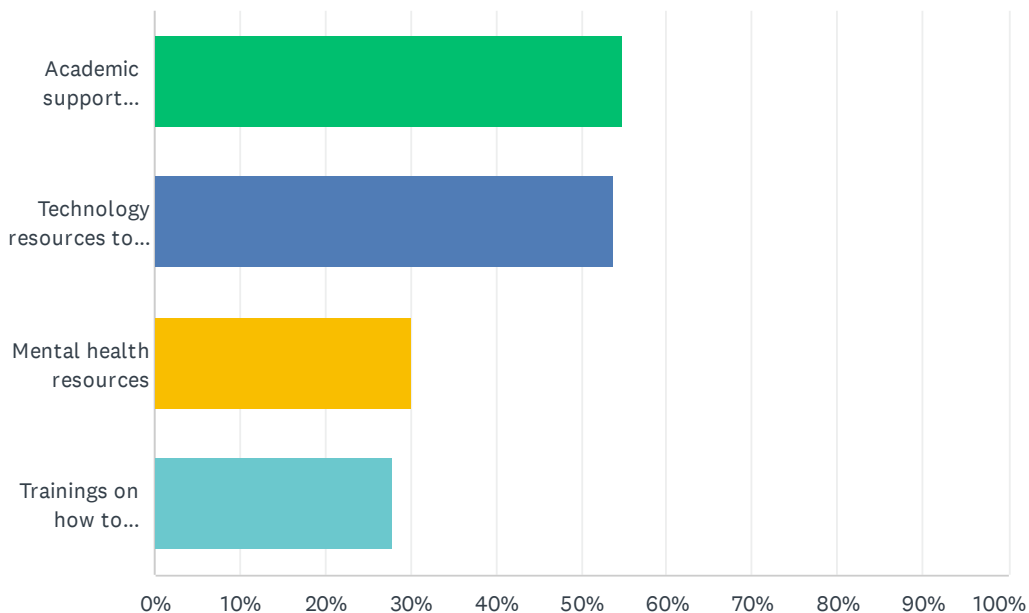


**Q11 In what ways can family engagement be strengthened at your child's school?**

Answered: 58 Skipped: 88

## Q12 What types of family engagement resources would you use if they were provided at your school?

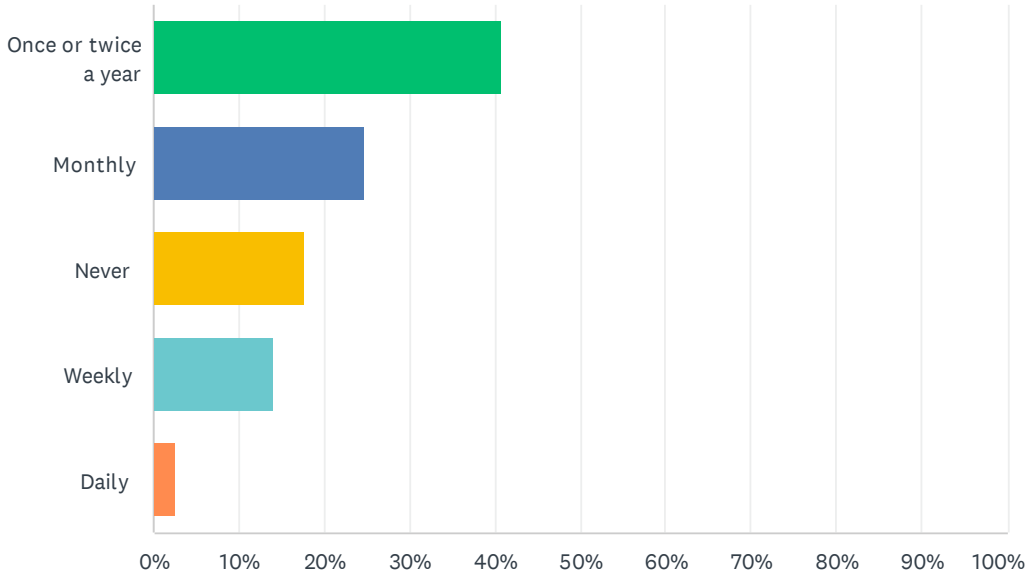
Answered: 93 Skipped: 53



ANSWER CHOICES	RESPONSES	
Academic support materials for families to use at home	54.84%	51
Technology resources to support learning at home	53.76%	50
Mental health resources	30.11%	28
Trainings on how to participate in school decision-making committees	27.96%	26
Total Respondents: 93		

### Q13 How often do you communicate with your child's teachers?

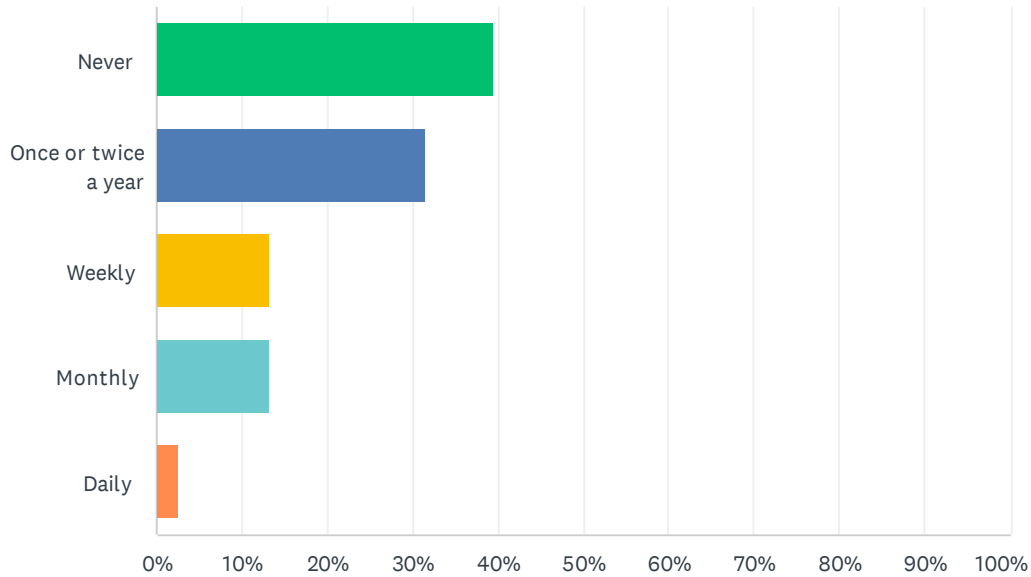
Answered: 113 Skipped: 33



ANSWER CHOICES	RESPONSES	
Once or twice a year	40.71%	46
Monthly	24.78%	28
Never	17.70%	20
Weekly	14.16%	16
Daily	2.65%	3
<b>TOTAL</b>		<b>113</b>

## Q14 How often do your child's teachers communicate with you about your child's progress?

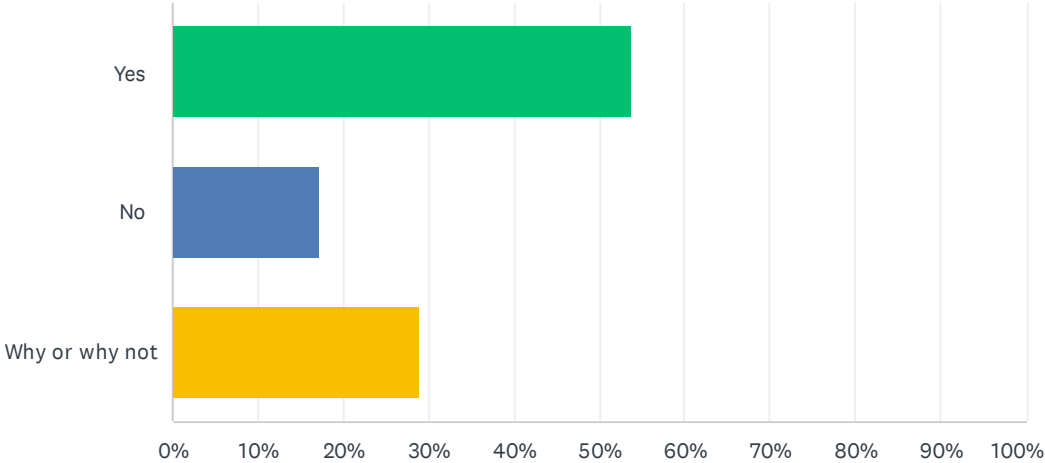
Answered: 114 Skipped: 32



ANSWER CHOICES	RESPONSES	
Never	39.47%	45
Once or twice a year	31.58%	36
Weekly	13.16%	15
Monthly	13.16%	15
Daily	2.63%	3
<b>TOTAL</b>		<b>114</b>

### Q15 Are you satisfied with the relationship and communication you currently have with your child’s principal?

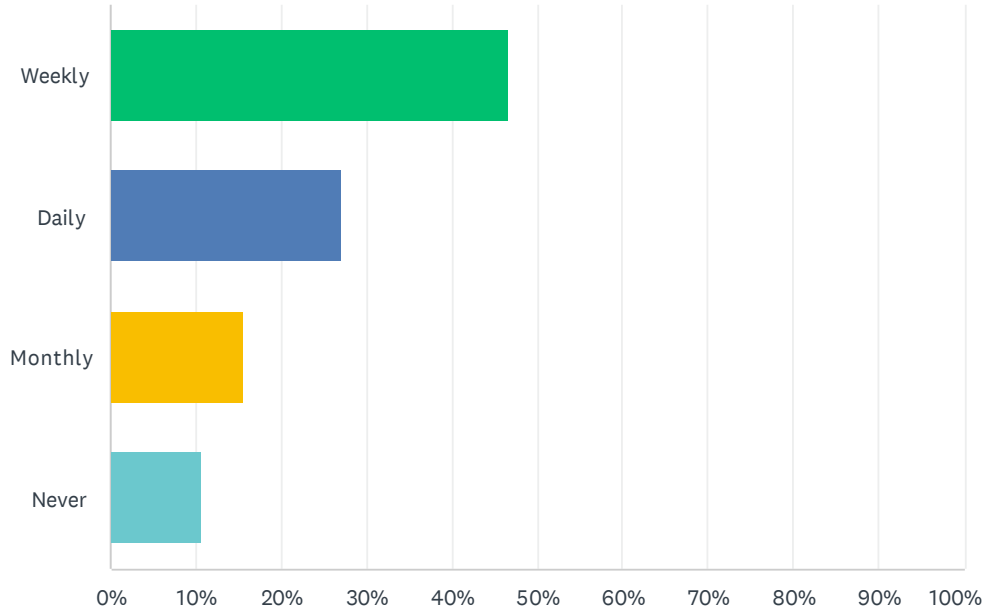
Answered: 121 Skipped: 25



ANSWER CHOICES	RESPONSES	
Yes	53.72%	65
No	17.36%	21
Why or why not	28.93%	35
<b>TOTAL</b>		<b>121</b>

## Q16 How often do you access your child's grades and attendance information through FOCUS?

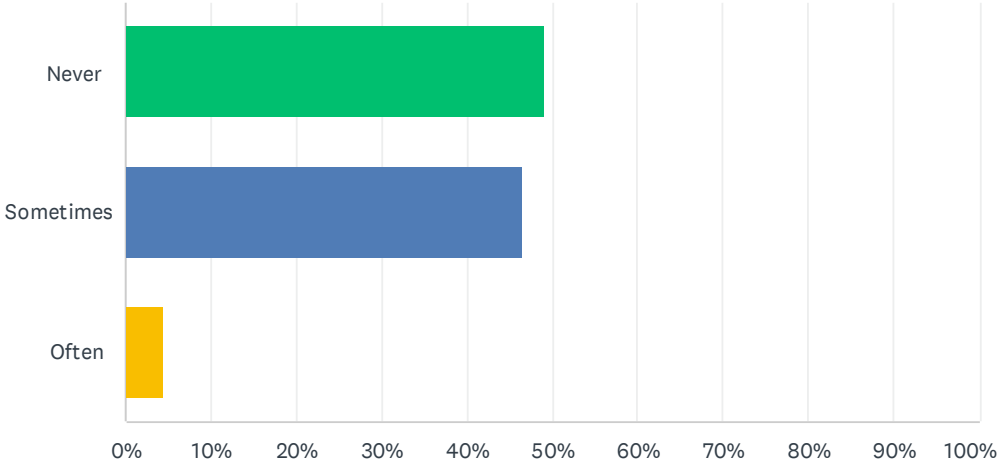
Answered: 122 Skipped: 24



ANSWER CHOICES	RESPONSES	
Weekly	46.72%	57
Daily	27.05%	33
Monthly	15.57%	19
Never	10.66%	13
TOTAL		122

### Q17 How often does your child's school or teachers provide you with information about ways you can help your child's learning at home?

Answered: 114 Skipped: 32



ANSWER CHOICES	RESPONSES	
Never	49.12%	56
Sometimes	46.49%	53
Often	4.39%	5
<b>TOTAL</b>		<b>114</b>

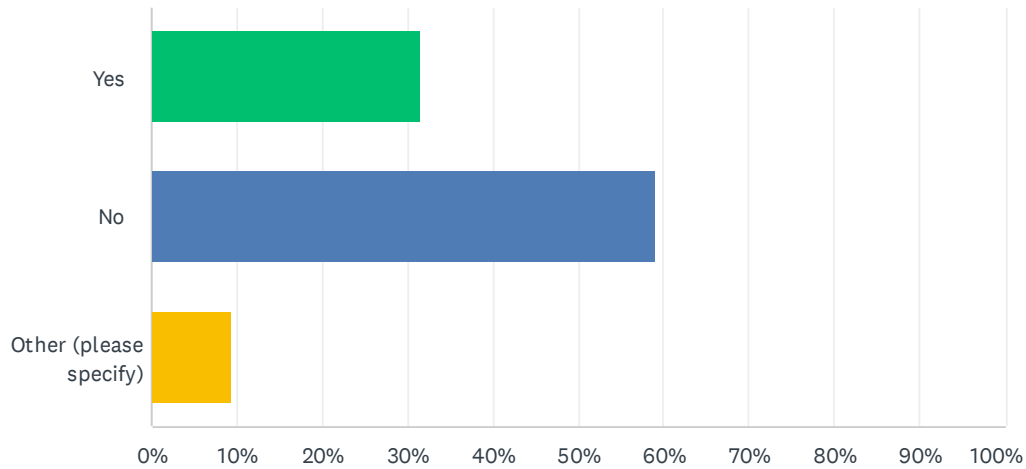
**Q18 What support do you need from the school to ensure your child's success in middle school?**

Answered: 70 Skipped: 76



### Q19 Have you been given opportunities to provide input and feedback into school decisions (school improvement, Title I services, event planning, discipline)?

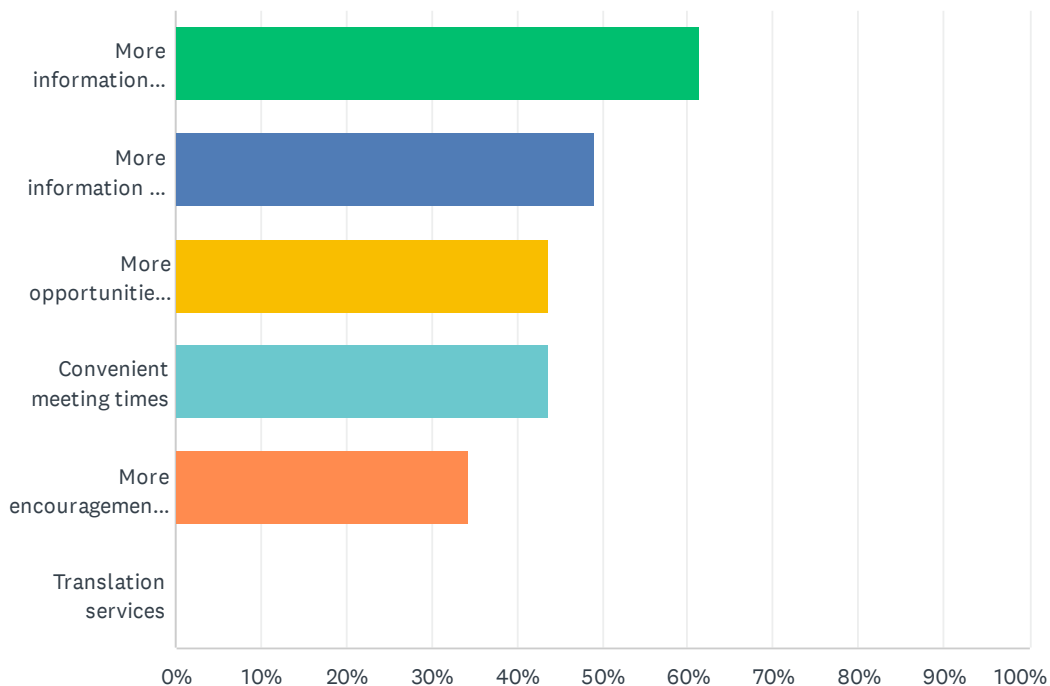
Answered: 117 Skipped: 29



ANSWER CHOICES	RESPONSES	
Yes	31.62%	37
No	58.97%	69
Other (please specify)	9.40%	11
<b>TOTAL</b>		<b>117</b>

## Q20 How could your school assist you in playing a more active role in school decision-making?

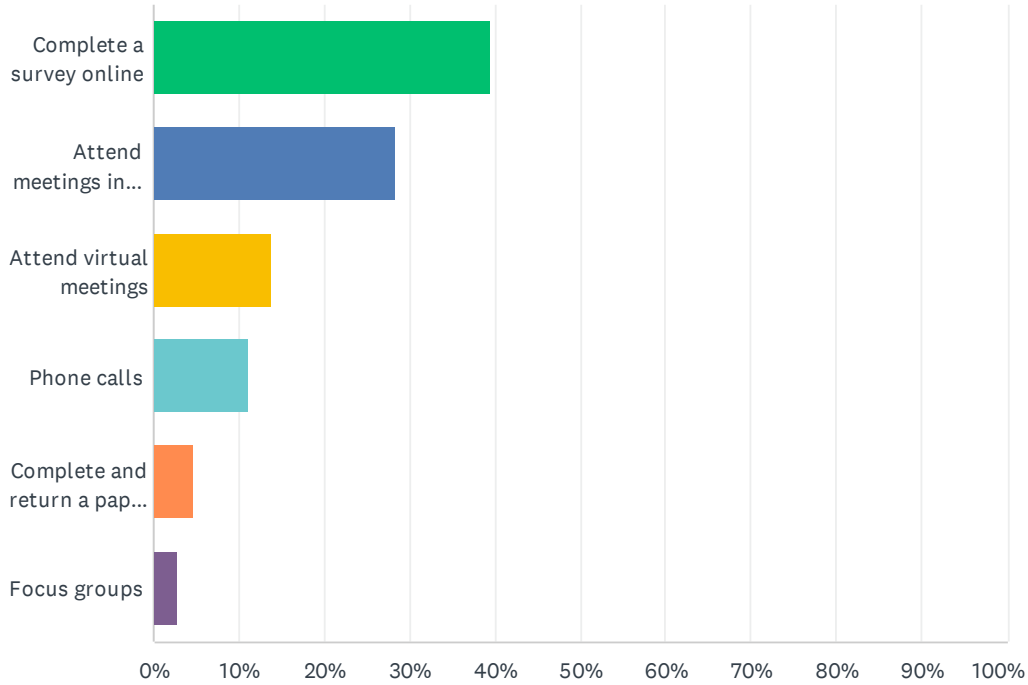
Answered: 96 Skipped: 50



ANSWER CHOICES	RESPONSES	
More information about school issues to be addressed	61.46%	59
More information on how to become engaged	48.96%	47
More opportunities to share my opinion about school issues	43.75%	42
Convenient meeting times	43.75%	42
More encouragement from the school to become engaged	34.38%	33
Translation services	0.00%	0
Total Respondents: 96		

## Q21 What is the best way for you to provide input regarding your child's school?

Answered: 109 Skipped: 37



ANSWER CHOICES	RESPONSES	
Complete a survey online	39.45%	43
Attend meetings in person	28.44%	31
Attend virtual meetings	13.76%	15
Phone calls	11.01%	12
Complete and return a paper survey	4.59%	5
Focus groups	2.75%	3
<b>TOTAL</b>		<b>109</b>

Q22 What do you feel is working well at your child's school? (This is your chance to brag about your school and share what you like about it!)

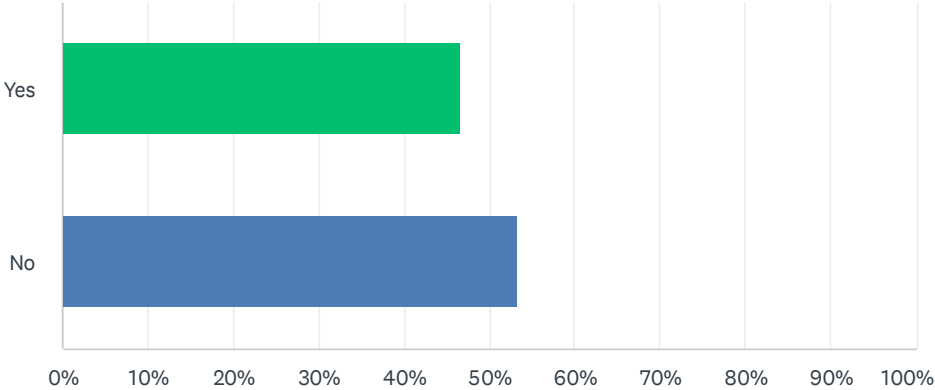
Answered: 58 Skipped: 88

Q23 What do you feel is not working, difficult, and/or needs improvement at your child's school? (This is your chance to tell us what you would like to see change.)

Answered: 66 Skipped: 80

### Q24 Are you aware of the Career and Technical Education options available to your child through Brevard Public Schools?

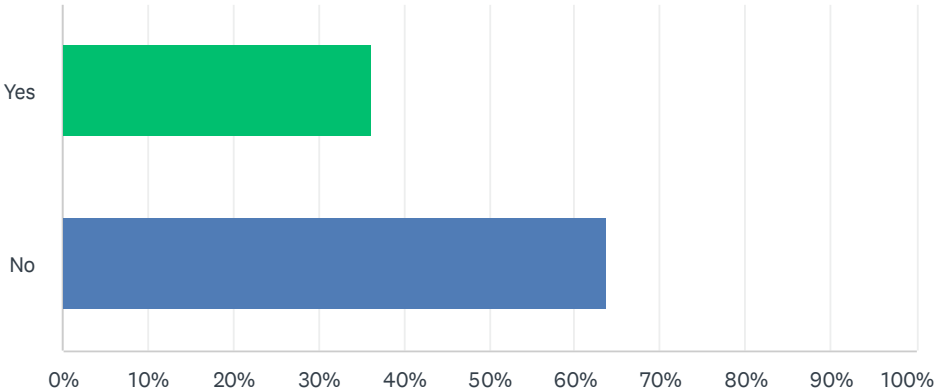
Answered: 109 Skipped: 37



ANSWER CHOICES	RESPONSES	
Yes	46.79%	51
No	53.21%	58
TOTAL		109

### Q25 Have you visited the Open Enrollment Parental Choice webpage?

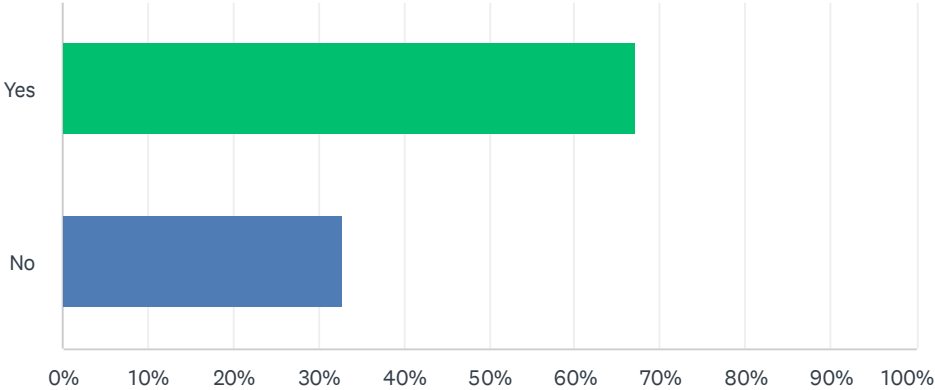
Answered: 113 Skipped: 33



ANSWER CHOICES	RESPONSES	
Yes	36.28%	41
No	63.72%	72
TOTAL		113

### Q26 Are you aware of the school enrollment choices available to your child at Brevard Public Schools?

Answered: 113 Skipped: 33

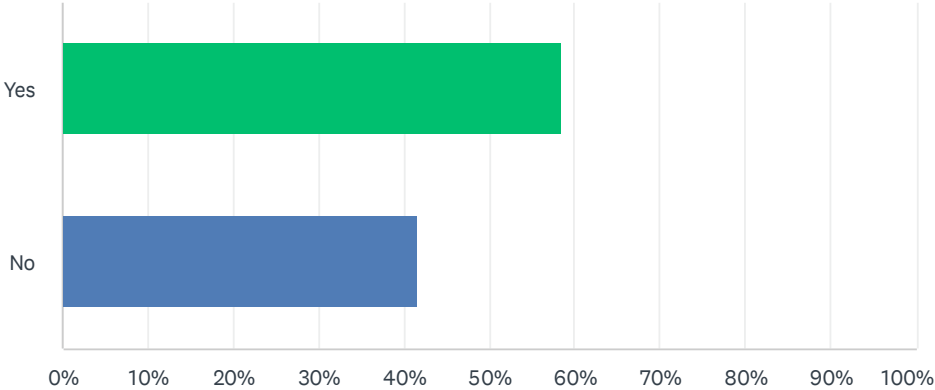


ANSWER CHOICES	RESPONSES	
Yes	67.26%	76
No	32.74%	37
TOTAL		113



### Q27 Do you use the school or district website to find information about your child's education?

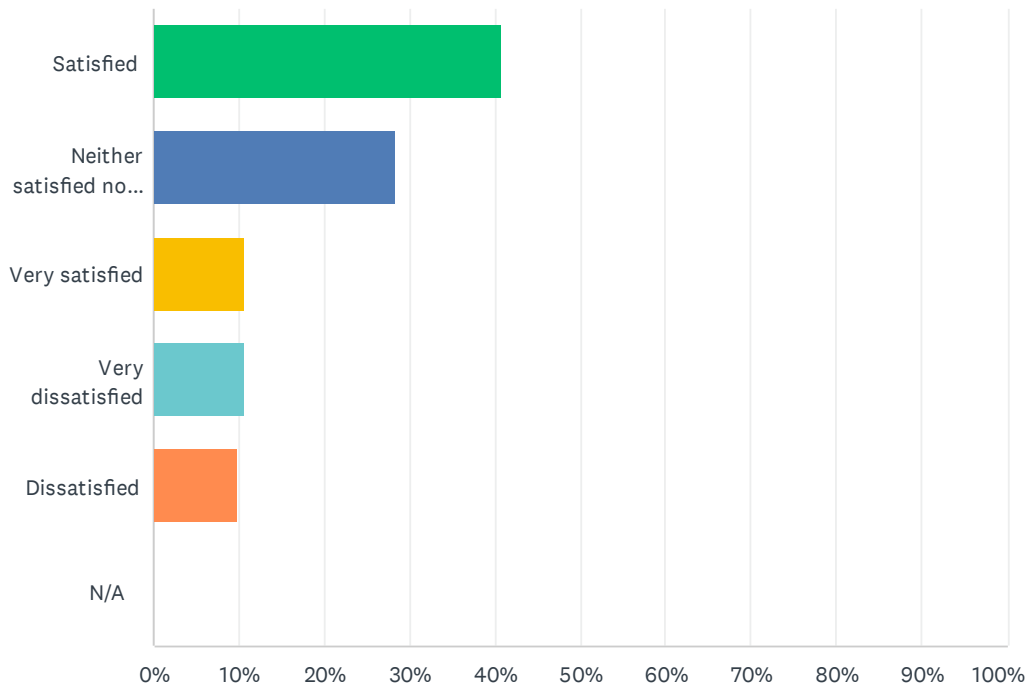
Answered: 113 Skipped: 33



ANSWER CHOICES	RESPONSES	
Yes	58.41%	66
No	41.59%	47
TOTAL		113

## Q28 Please rate your overall satisfaction with Brevard Public Schools

Answered: 113 Skipped: 33



ANSWER CHOICES	RESPONSES	
Satisfied	40.71%	46
Neither satisfied nor dissatisfied	28.32%	32
Very satisfied	10.62%	12
Very dissatisfied	10.62%	12
Dissatisfied	9.73%	11
N/A	0.00%	0
<b>TOTAL</b>		<b>113</b>