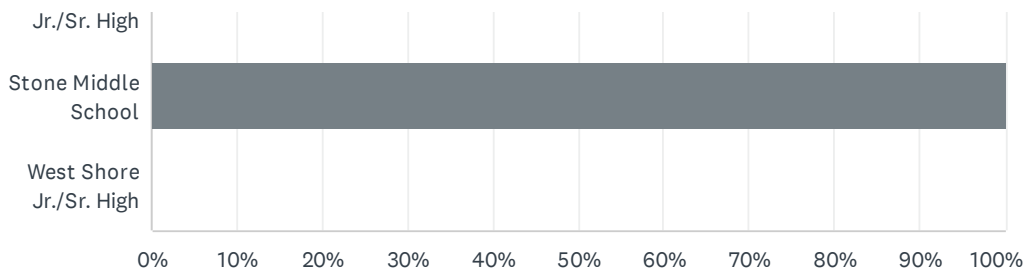


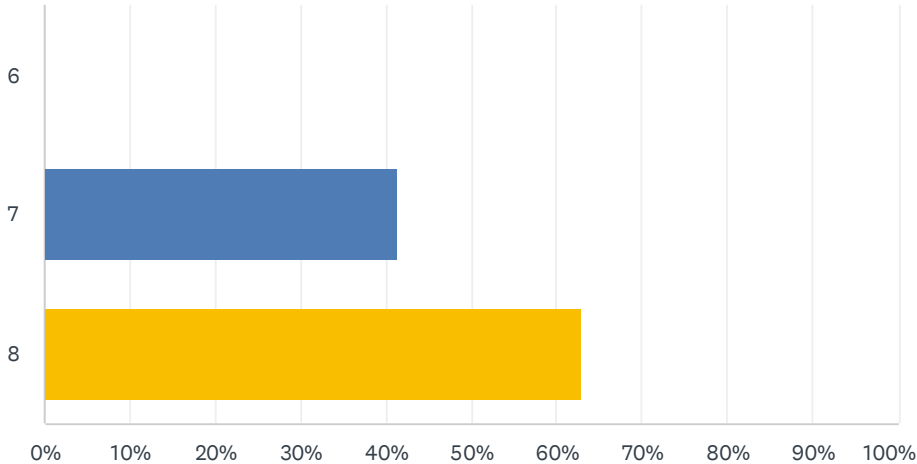
Brevard Public Schools Middle School Parent Survey 2021-2022



ANSWER CHOICES	RESPONSES	
Brevard Virtual Instruction Program (BVIP)	0.00%	0
Central Middle School	0.00%	0
Cocoa Beach Jr./Sr. High	0.00%	0
Cocoa High	0.00%	0
DeLaura Middle School	0.00%	0
Edgewood Jr./Sr. High	0.00%	0
Fieldston Preparatory School	0.00%	0
Hoover Middle School	0.00%	0
Jackson Middle School	0.00%	0
Jefferson Middle School	0.00%	0
Johnson Middle School	0.00%	0
Kennedy Middle School	0.00%	0
Madison Middle School	0.00%	0
McNair Magnet	0.00%	0
Pathways at Gardendale (North/Central Area Alternative Center)	0.00%	0
Pathways at Pine Grove (South Area Alternative Center)	0.00%	0
Riverdale Country Day School	0.00%	0
Southwest Middle School	0.00%	0
Space Coast Jr./Sr. High	0.00%	0
Stone Middle School	100.00%	334
West Shore Jr./Sr. High	0.00%	0
TOTAL		334

Q2 What is your child's current grade level?

Answered: 334 Skipped: 0

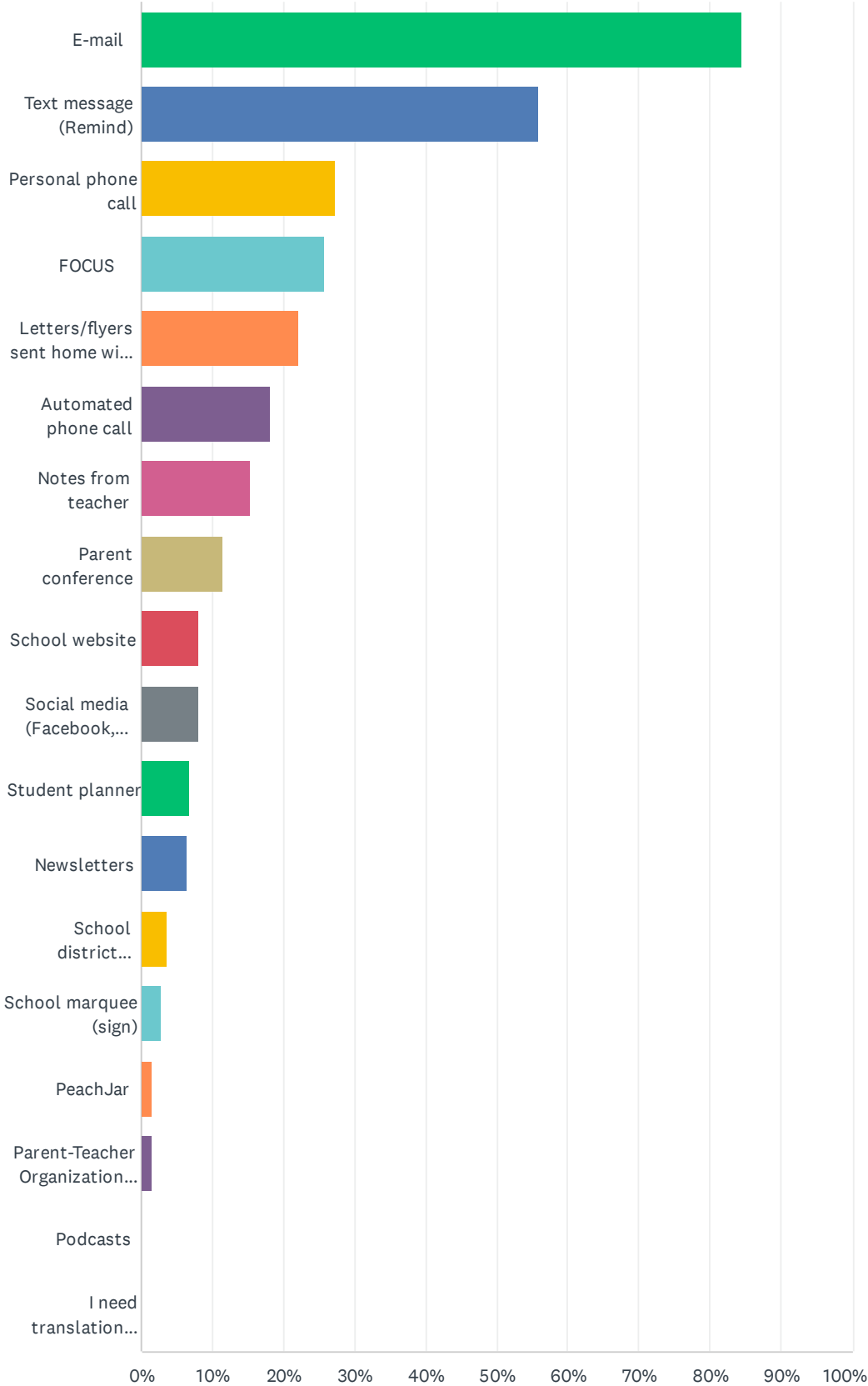


ANSWER CHOICES	RESPONSES
6	0.00% 0
7	41.32% 138
8	62.87% 210
Total Respondents: 334	

Q3 What is the best way for us to get you important information regarding school events and/or your child's progress? (check all that apply)

Answered: 333 Skipped: 1

Brevard Public Schools Middle School Parent Survey 2021-2022

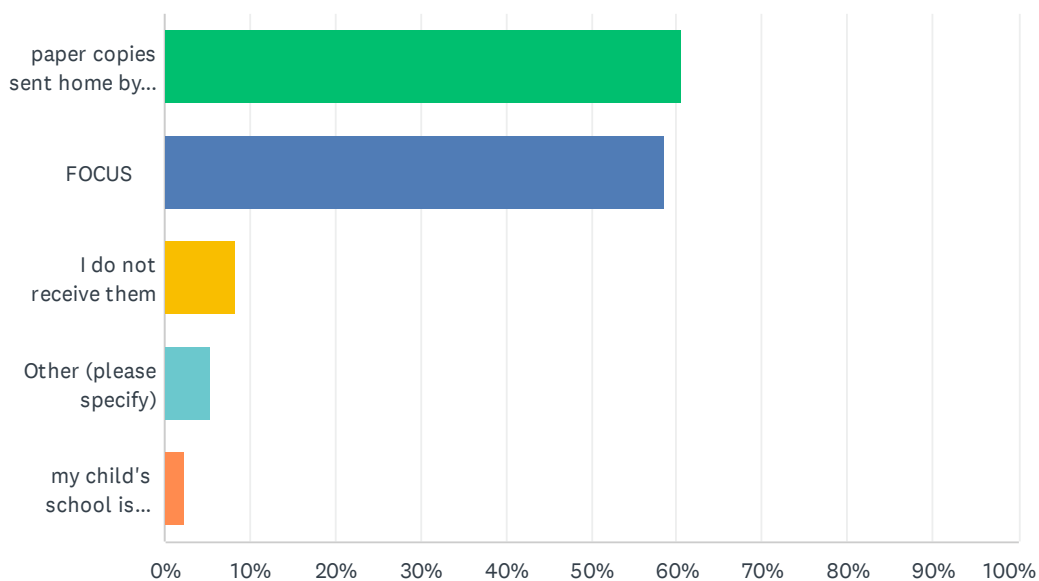


Brevard Public Schools Middle School Parent Survey 2021-2022

ANSWER CHOICES	RESPONSES	
E-mail	84.38%	281
Text message (Remind)	55.86%	186
Personal phone call	27.33%	91
FOCUS	25.83%	86
Letters/flyers sent home with students	22.22%	74
Automated phone call	18.02%	60
Notes from teacher	15.32%	51
Parent conference	11.41%	38
School website	8.11%	27
Social media (Facebook, Twitter)	8.11%	27
Student planner	6.91%	23
Newsletters	6.31%	21
School district website	3.60%	12
School marquee (sign)	2.70%	9
PeachJar	1.50%	5
Parent-Teacher Organization (PTO/PTA)	1.50%	5
Podcasts	0.00%	0
I need translation assistance	0.00%	0
Total Respondents: 333		

Q4 How do you receive interim reports and report cards?

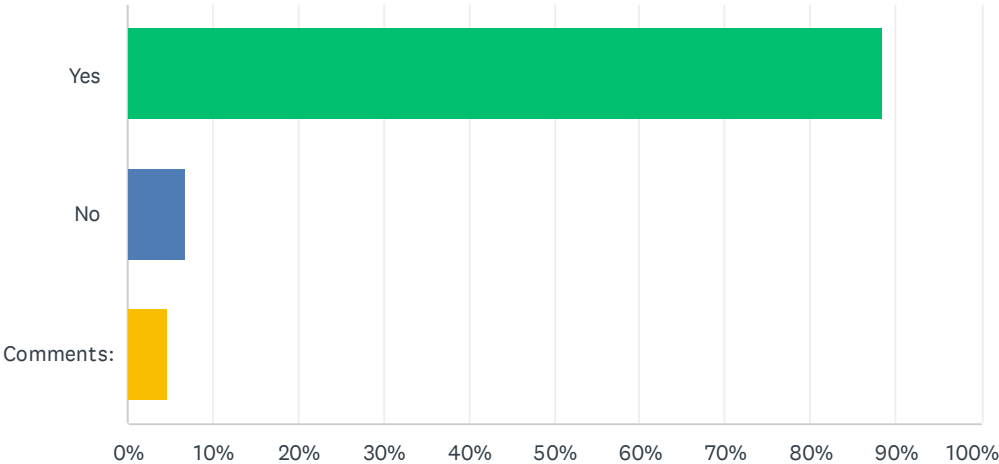
Answered: 334 Skipped: 0



ANSWER CHOICES	RESPONSES	
paper copies sent home by the school	60.48%	202
FOCUS	58.68%	196
I do not receive them	8.38%	28
Other (please specify)	5.39%	18
my child's school is paperless	2.40%	8
Total Respondents: 334		

Q5 Do you feel welcome at your child's school?

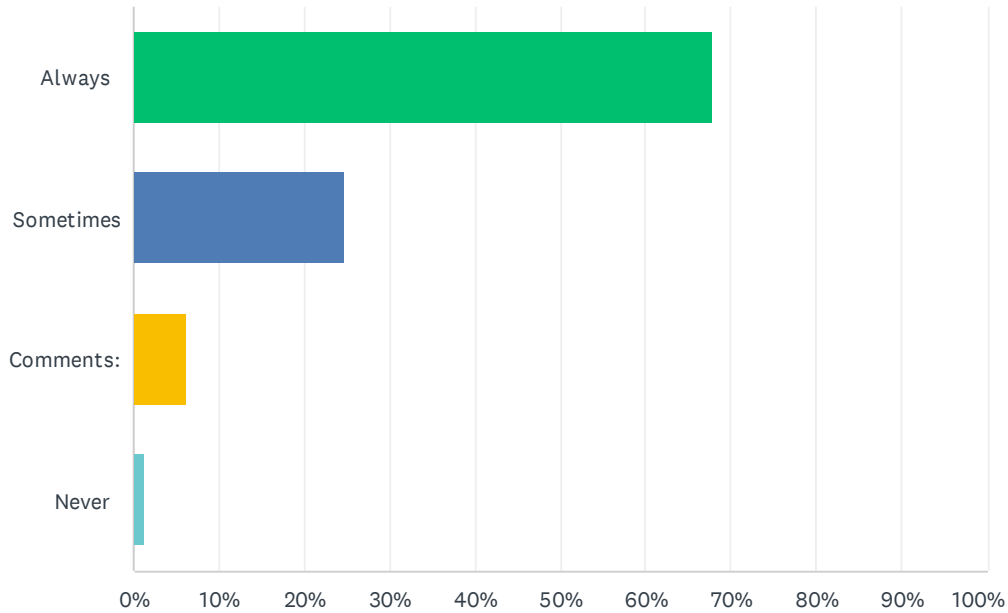
Answered: 320 Skipped: 14



ANSWER CHOICES	RESPONSES
Yes	88.44% 283
No	6.88% 22
Comments:	4.69% 15
TOTAL	320

Q6 The office staff at my school is polite and is helpful in answering my questions or concerns.

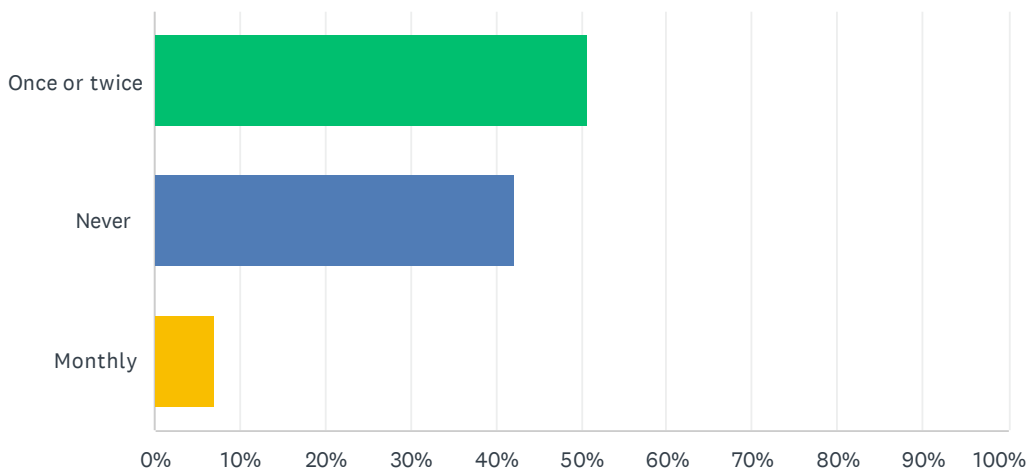
Answered: 319 Skipped: 15



ANSWER CHOICES	RESPONSES	
Always	67.71%	216
Sometimes	24.76%	79
Comments:	6.27%	20
Never	1.25%	4
TOTAL		319

Q7 Following this year's health and safety protocols, how often did you attend a parent meeting or event at your child's school that supported your child's academic success?

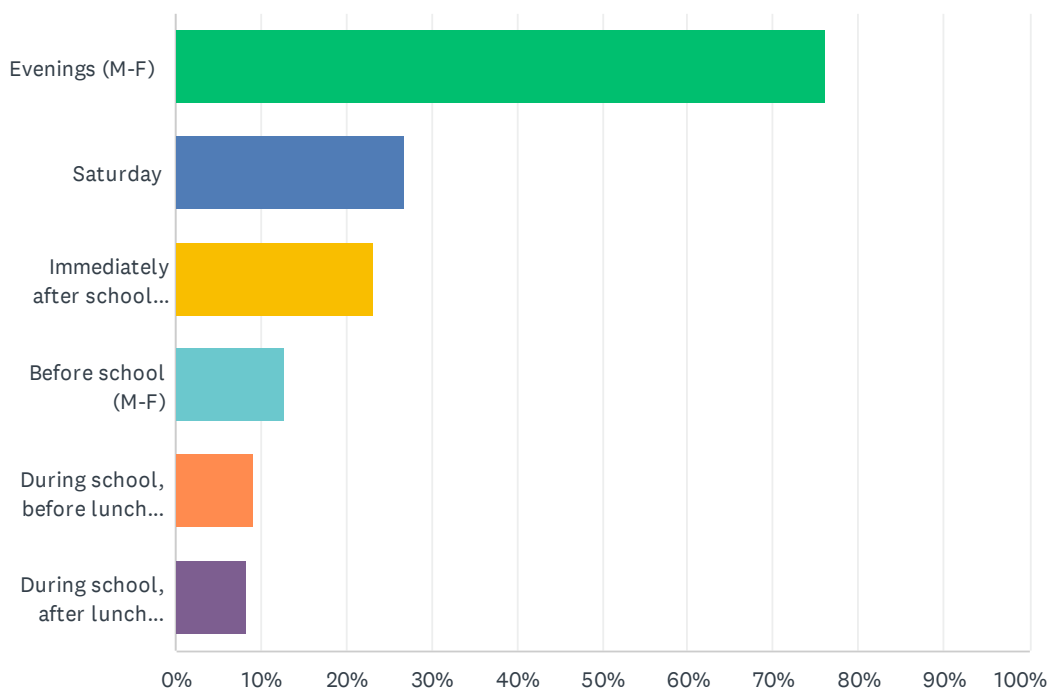
Answered: 317 Skipped: 17



ANSWER CHOICES	RESPONSES	
Once or twice	50.79%	161
Never	42.27%	134
Monthly	6.94%	22
TOTAL		317

Q8 When is the best time for you to attend a school event for families?

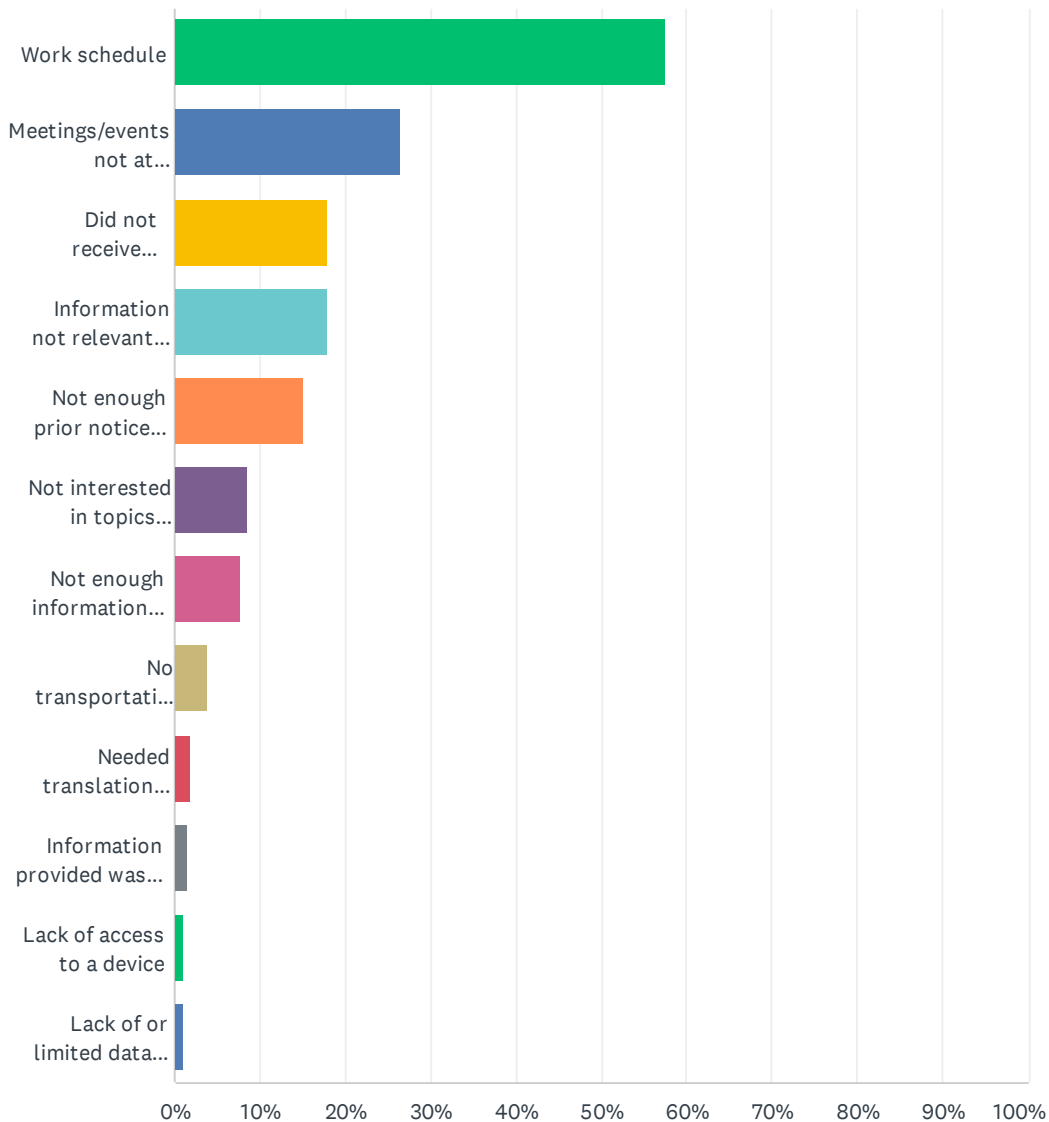
Answered: 313 Skipped: 21



ANSWER CHOICES	RESPONSES	
Evenings (M-F)	76.04%	238
Saturday	26.84%	84
Immediately after school (M-F)	23.32%	73
Before school (M-F)	12.78%	40
During school, before lunch (M-F)	9.27%	29
During school, after lunch (M-F)	8.31%	26
Total Respondents: 313		

Q9 If you were unable to attend informational meetings or academic events, please share why. (Check all that apply)

Answered: 257 Skipped: 77



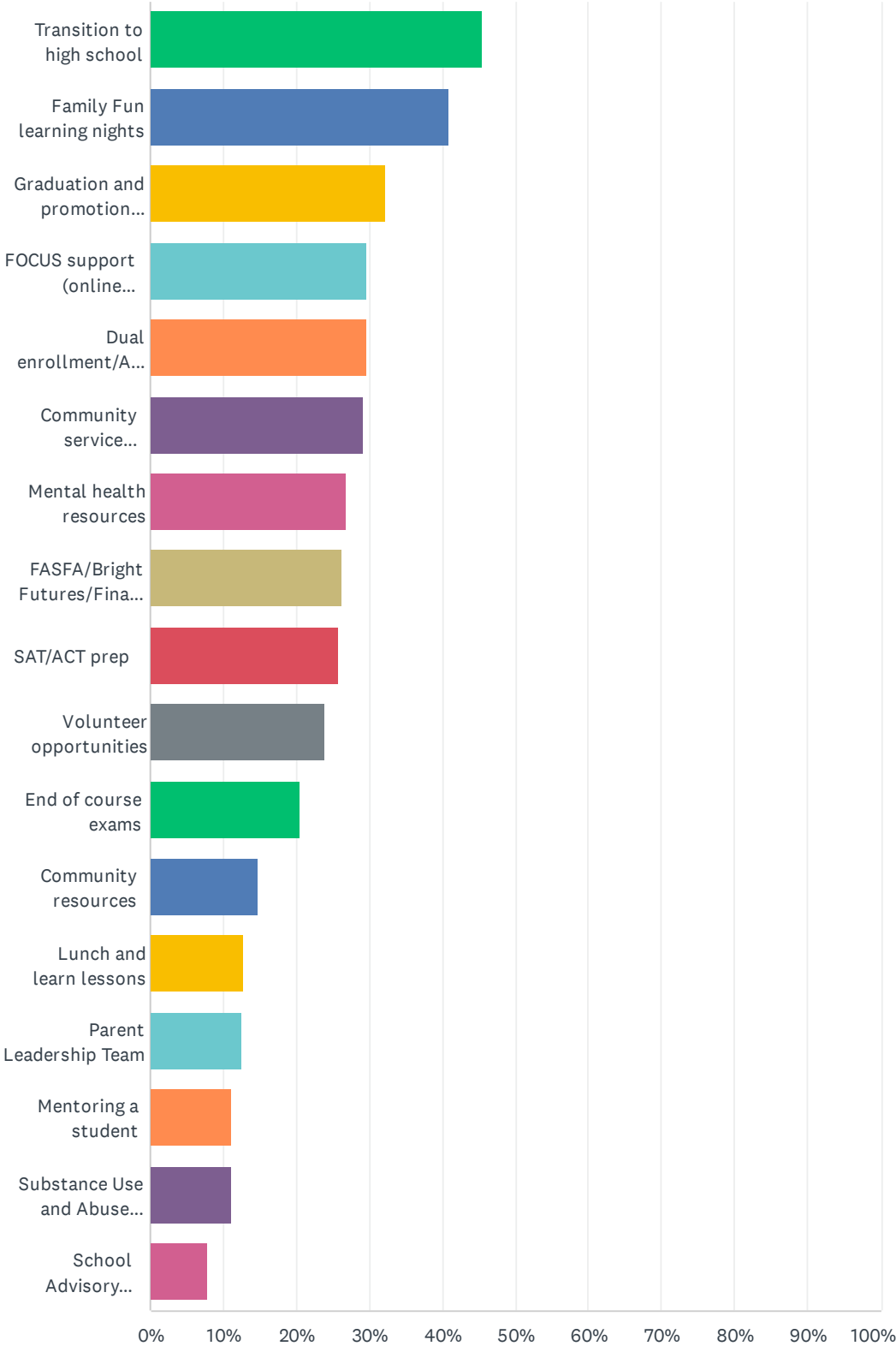
Brevard Public Schools Middle School Parent Survey 2021-2022

ANSWER CHOICES	RESPONSES	
Work schedule	57.59%	148
Meetings/events not at convenient times	26.46%	68
Did not receive information about meetings/events	17.90%	46
Information not relevant to me/my child	17.90%	46
Not enough prior notice provided	15.18%	39
Not interested in topics presented	8.56%	22
Not enough information provided	7.78%	20
No transportation to get to meetings/events	3.89%	10
Needed translation services	1.95%	5
Information provided was difficult to understand	1.56%	4
Lack of access to a device	1.17%	3
Lack of or limited data plan	1.17%	3
Total Respondents: 257		

Q10 Which of the following informational meetings and activities would you be interested in participating in or attending? (Check all that apply)

Answered: 264 Skipped: 70

Brevard Public Schools Middle School Parent Survey 2021-2022



Brevard Public Schools Middle School Parent Survey 2021-2022

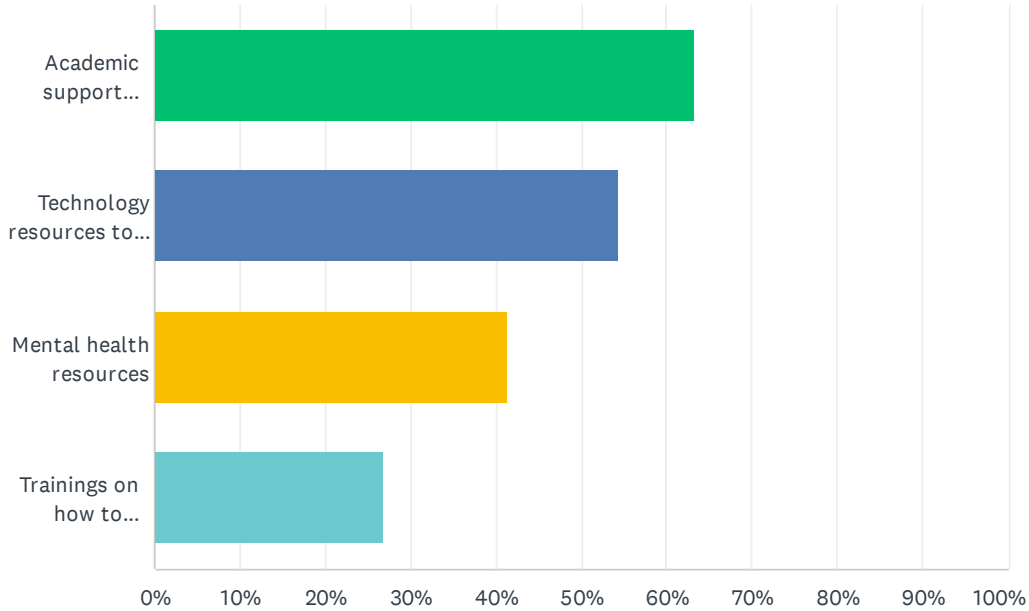
ANSWER CHOICES	RESPONSES	
Transition to high school	45.45%	120
Family Fun learning nights	40.91%	108
Graduation and promotion requirements	32.20%	85
FOCUS support (online gradebook, absences and teacher webpages)	29.55%	78
Dual enrollment/Advanced Placement courses	29.55%	78
Community service projects with staff/students	29.17%	77
Mental health resources	26.89%	71
FASFA/Bright Futures/Financial aid options	26.14%	69
SAT/ACT prep	25.76%	68
Volunteer opportunities	23.86%	63
End of course exams	20.45%	54
Community resources	14.77%	39
Lunch and learn lessons	12.88%	34
Parent Leadership Team	12.50%	33
Mentoring a student	10.98%	29
Substance Use and Abuse (alcohol, street drugs, vaping, prescription drugs)	10.98%	29
School Advisory Council (SAC) or Parent Teacher Organization (PTO)	7.95%	21
Total Respondents: 264		

Q11 In what ways can family engagement be strengthened at your child's school?

Answered: 119 Skipped: 215

Q12 What types of family engagement resources would you use if they were provided at your school?

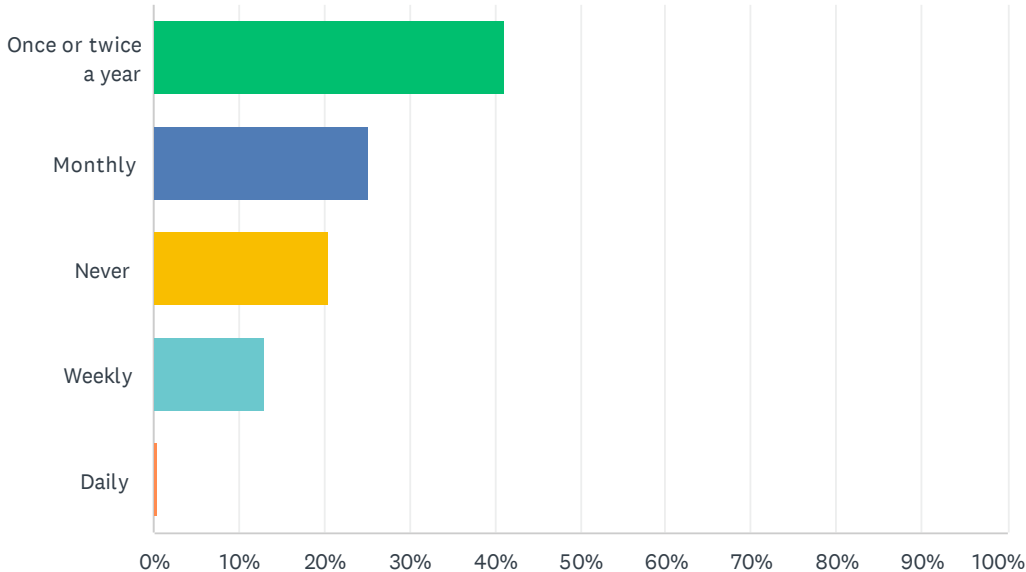
Answered: 254 Skipped: 80



ANSWER CHOICES	RESPONSES	
Academic support materials for families to use at home	63.39%	161
Technology resources to support learning at home	54.33%	138
Mental health resources	41.34%	105
Trainings on how to participate in school decision-making committees	26.77%	68
Total Respondents: 254		

Q13 How often do you communicate with your child's teachers?

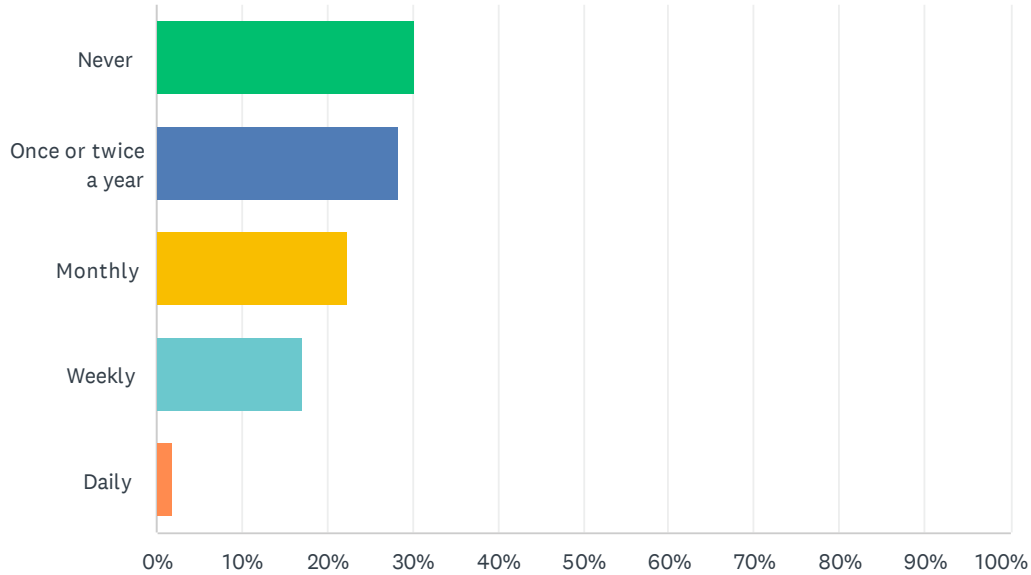
Answered: 263 Skipped: 71



ANSWER CHOICES	RESPONSES	
Once or twice a year	41.06%	108
Monthly	25.10%	66
Never	20.53%	54
Weekly	12.93%	34
Daily	0.38%	1
TOTAL		263

Q14 How often do your child's teachers communicate with you about your child's progress?

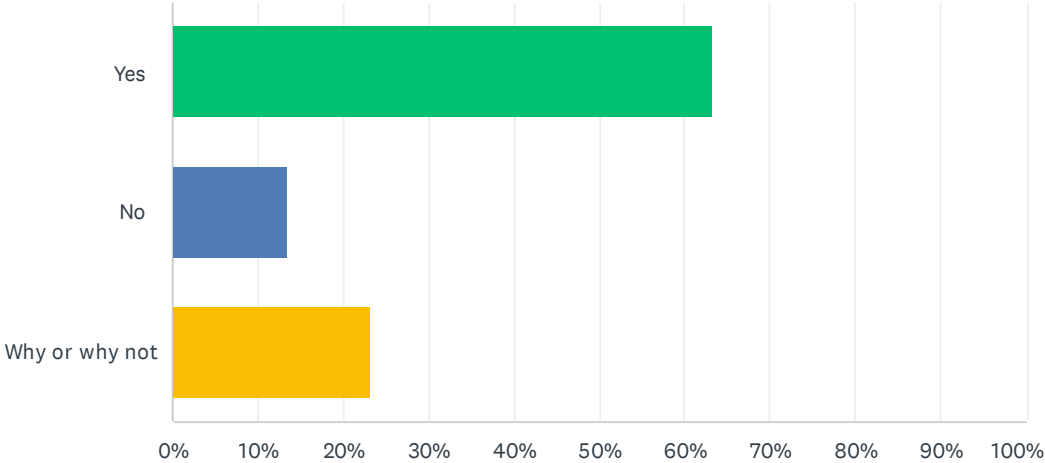
Answered: 258 Skipped: 76



ANSWER CHOICES	RESPONSES	
Never	30.23%	78
Once or twice a year	28.29%	73
Monthly	22.48%	58
Weekly	17.05%	44
Daily	1.94%	5
TOTAL		258

Q15 Are you satisfied with the relationship and communication you currently have with your child’s principal?

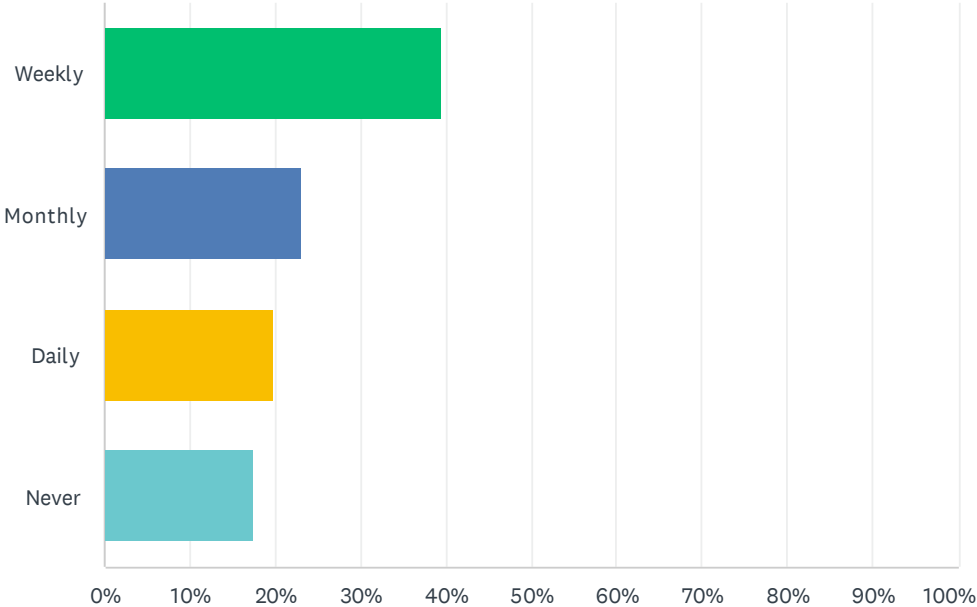
Answered: 284 Skipped: 50



ANSWER CHOICES	RESPONSES
Yes	63.38% 180
No	13.38% 38
Why or why not	23.24% 66
TOTAL	284

Q16 How often do you access your child's grades and attendance information through FOCUS?

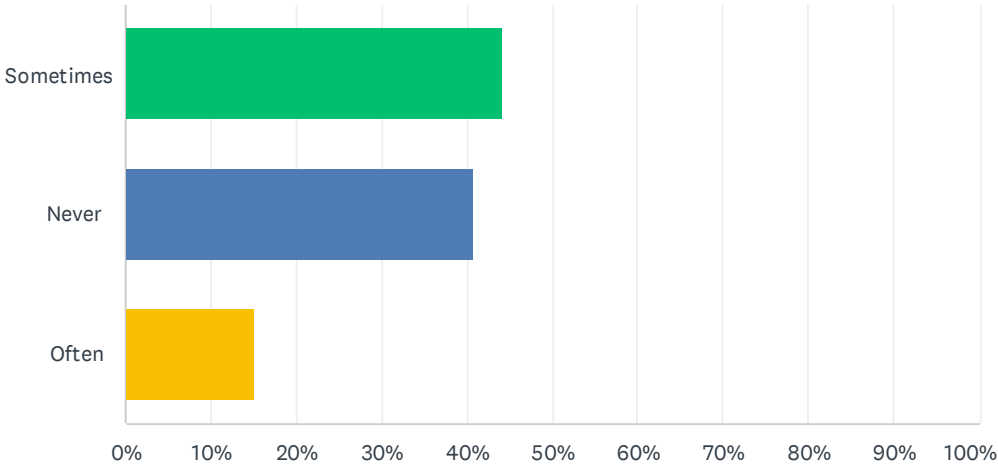
Answered: 281 Skipped: 53



ANSWER CHOICES	RESPONSES	
Weekly	39.50%	111
Monthly	23.13%	65
Daily	19.93%	56
Never	17.44%	49
TOTAL		281

Q17 How often does your child's school or teachers provide you with information about ways you can help your child's learning at home?

Answered: 277 Skipped: 57



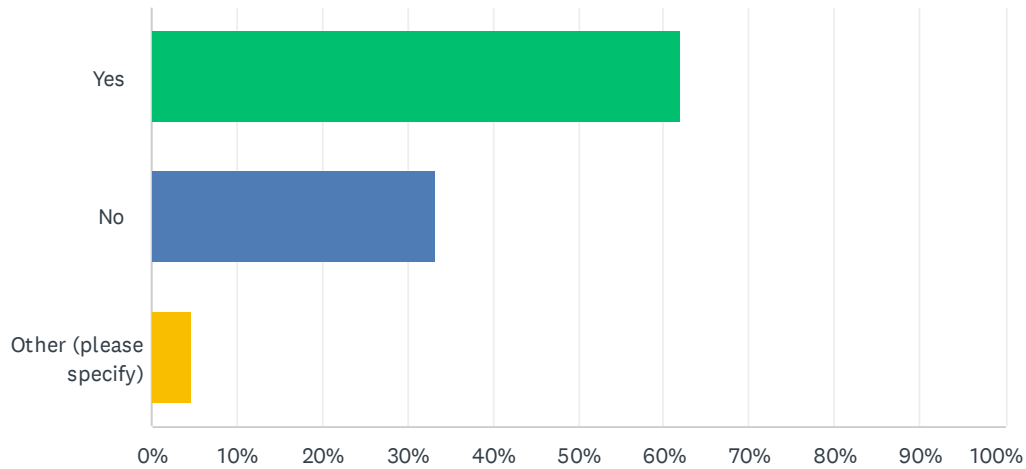
ANSWER CHOICES	RESPONSES
Sometimes	44.04% 122
Never	40.79% 113
Often	15.16% 42
TOTAL	277

Q18 What support do you need from the school to ensure your child's success in middle school?

Answered: 148 Skipped: 186

Q19 Have you been given opportunities to provide input and feedback into school decisions (school improvement, Title I services, event planning, discipline)?

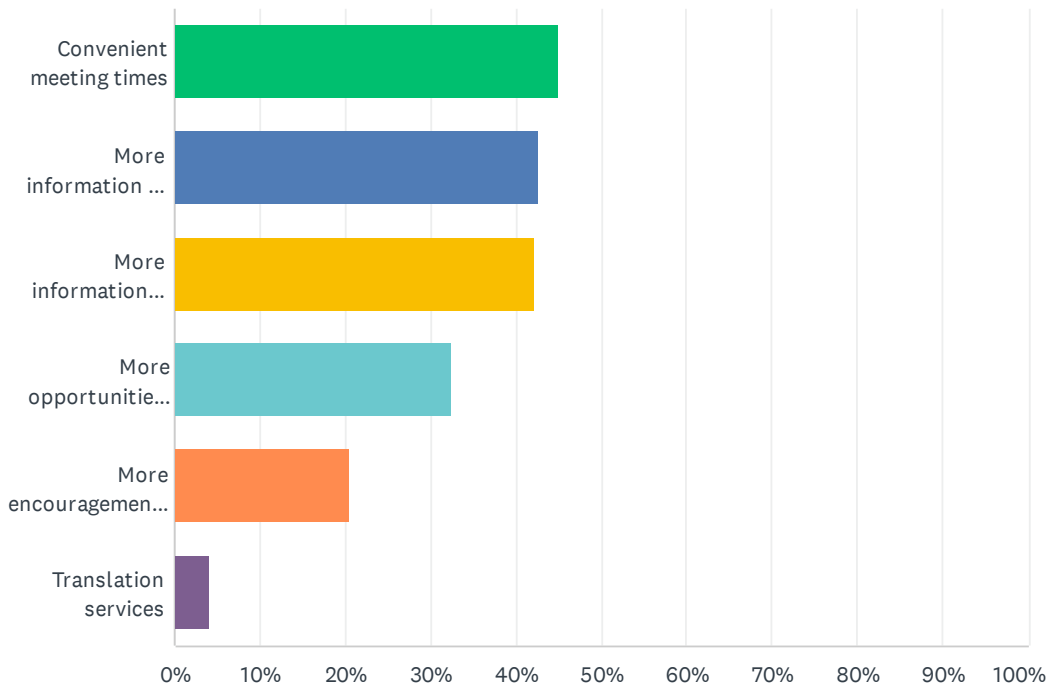
Answered: 276 Skipped: 58



ANSWER CHOICES	RESPONSES	
Yes	61.96%	171
No	33.33%	92
Other (please specify)	4.71%	13
TOTAL		276

Q20 How could your school assist you in playing a more active role in school decision-making?

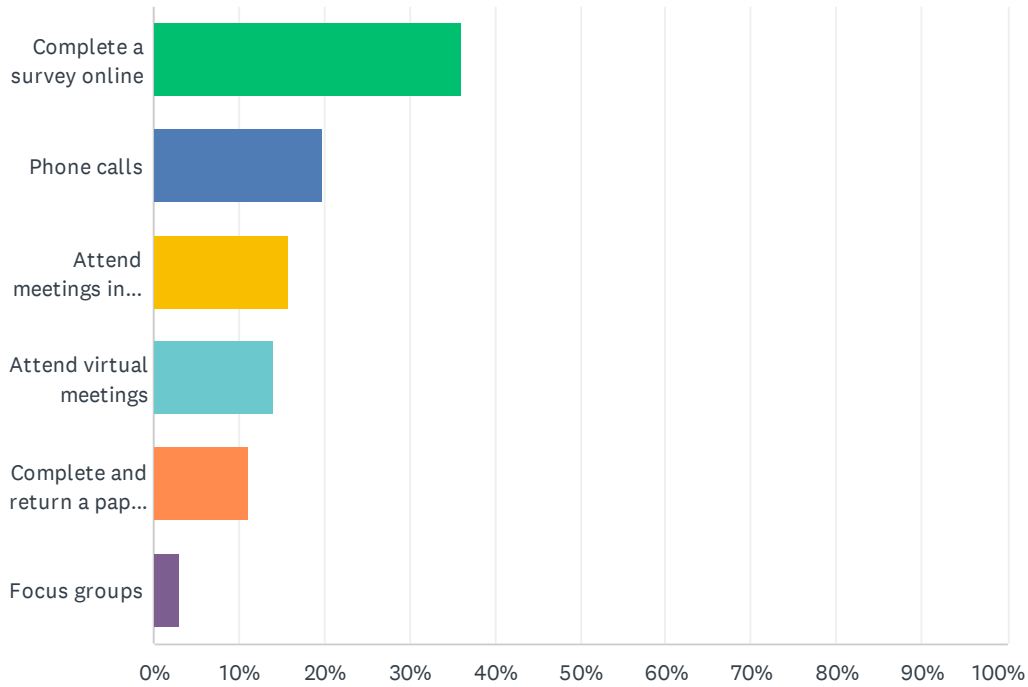
Answered: 225 Skipped: 109



ANSWER CHOICES	RESPONSES	
Convenient meeting times	44.89%	101
More information on how to become engaged	42.67%	96
More information about school issues to be addressed	42.22%	95
More opportunities to share my opinion about school issues	32.44%	73
More encouragement from the school to become engaged	20.44%	46
Translation services	4.00%	9
Total Respondents: 225		

Q21 What is the best way for you to provide input regarding your child's school?

Answered: 261 Skipped: 73



ANSWER CHOICES	RESPONSES	
Complete a survey online	36.02%	94
Phone calls	19.92%	52
Attend meetings in person	15.71%	41
Attend virtual meetings	14.18%	37
Complete and return a paper survey	11.11%	29
Focus groups	3.07%	8
TOTAL		261

Q22 What do you feel is working well at your child's school? (This is your chance to brag about your school and share what you like about it!)

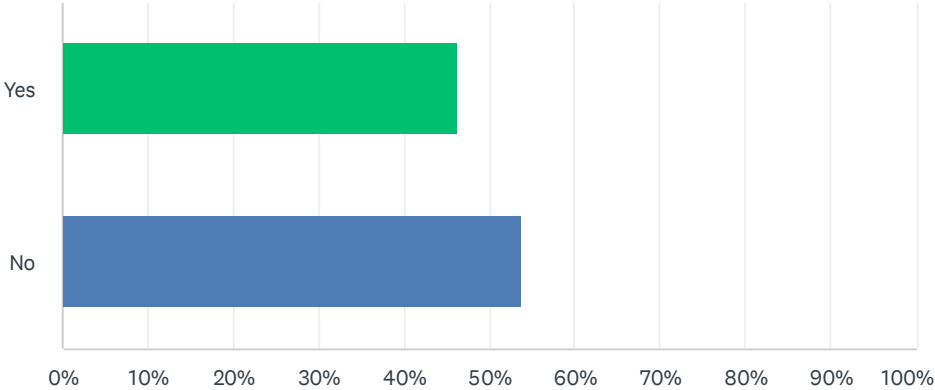
Answered: 126 Skipped: 208

Q23 What do you feel is not working, difficult, and/or needs improvement at your child's school? (This is your chance to tell us what you would like to see change.)

Answered: 129 Skipped: 205

Q24 Are you aware of the Career and Technical Education options available to your child through Brevard Public Schools?

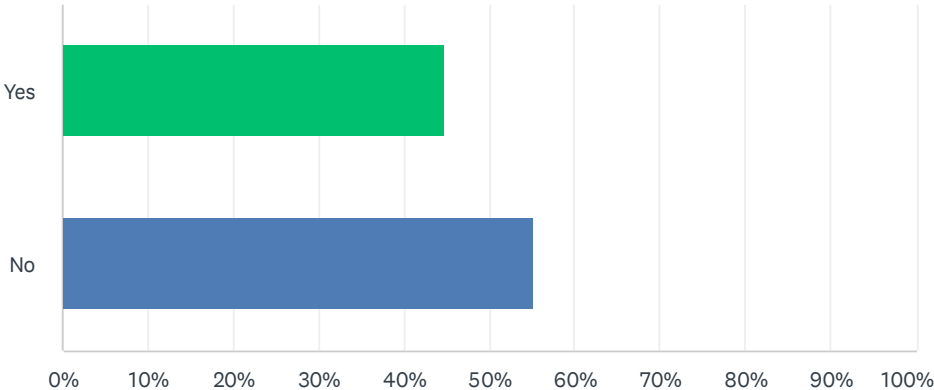
Answered: 261 Skipped: 73



ANSWER CHOICES	RESPONSES	
Yes	46.36%	121
No	53.64%	140
TOTAL		261

Q25 Have you visited the Open Enrollment Parental Choice webpage?

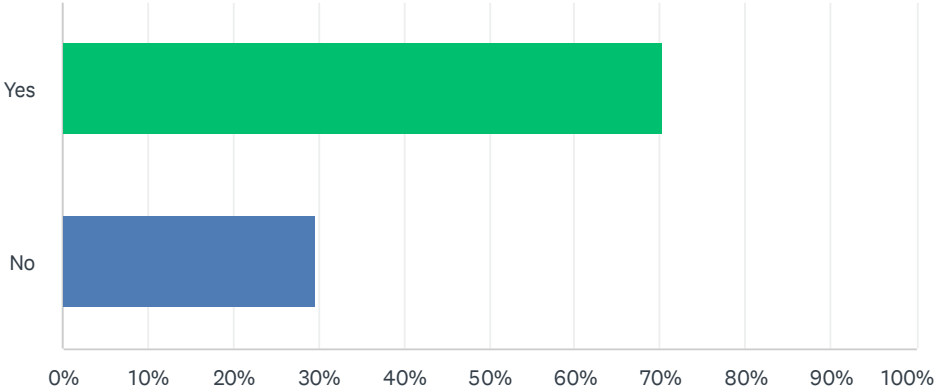
Answered: 259 Skipped: 75



ANSWER CHOICES	RESPONSES	
Yes	44.79%	116
No	55.21%	143
TOTAL		259

Q26 Are you aware of the school enrollment choices available to your child at Brevard Public Schools?

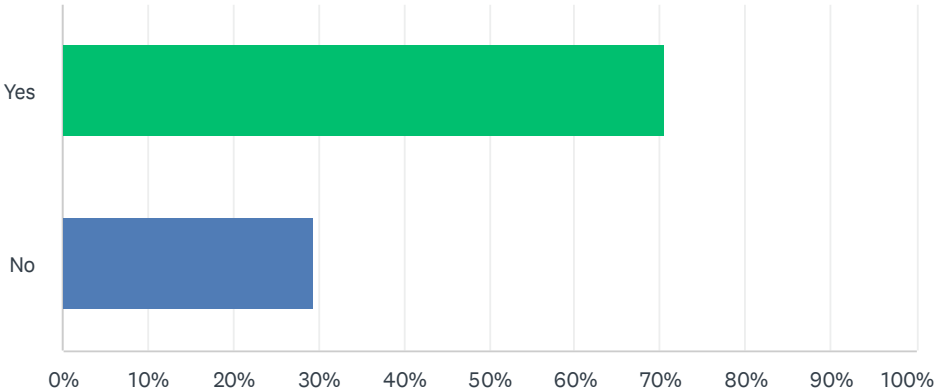
Answered: 260 Skipped: 74



ANSWER CHOICES	RESPONSES	
Yes	70.38%	183
No	29.62%	77
TOTAL		260

Q27 Do you use the school or district website to find information about your child's education?

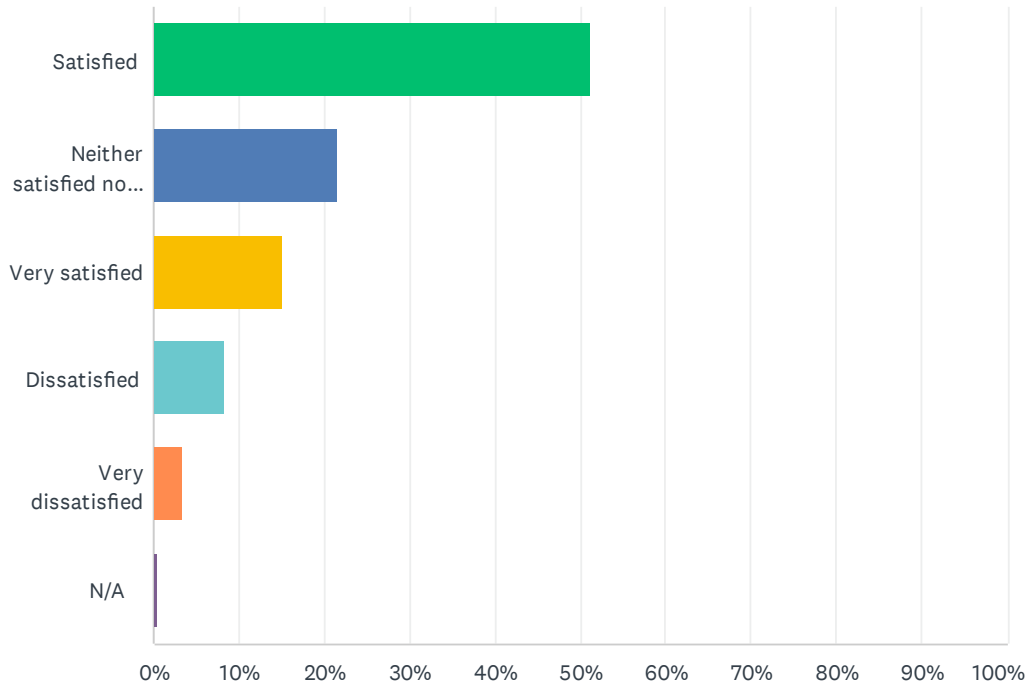
Answered: 258 Skipped: 76



ANSWER CHOICES	RESPONSES	
Yes	70.54%	182
No	29.46%	76
TOTAL		258

Q28 Please rate your overall satisfaction with Brevard Public Schools

Answered: 264 Skipped: 70



ANSWER CHOICES	RESPONSES	
Satisfied	51.14%	135
Neither satisfied nor dissatisfied	21.59%	57
Very satisfied	15.15%	40
Dissatisfied	8.33%	22
Very dissatisfied	3.41%	9
N/A	0.38%	1
TOTAL		264