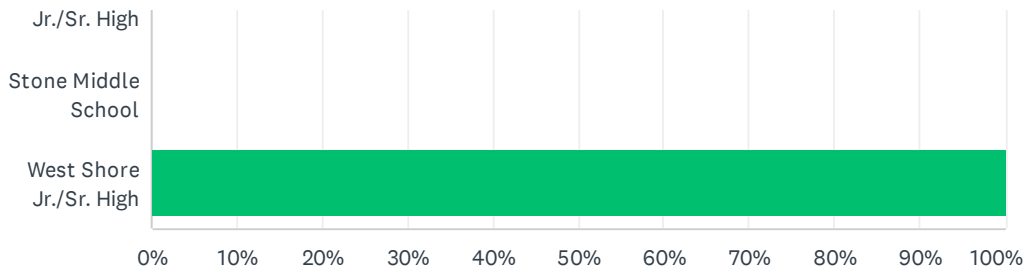


Q1 What school does your child attend?

Answered: 199 Skipped: 0

Brevard Virtual...									
Central Middle School									
Cocoa Beach Jr./Sr. High									
Cocoa High									
DeLaura Middle School									
Edgewood Jr./Sr. High									
Fieldston Preparatory...									
Hoover Middle School									
Jackson Middle School									
Jefferson Middle School									
Johnson Middle School									
Kennedy Middle School									
Madison Middle School									
McNair Magnet									
Pathways at Gardendale...									
Pathways at Pine Grove...									
Riverdale Country Day...									
Southwest Middle School									
Space Coast									

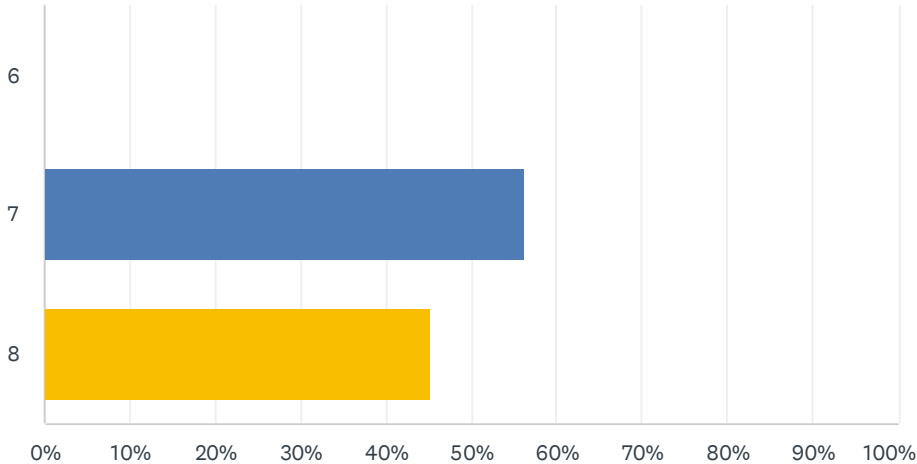
Brevard Public Schools Middle School Parent Survey 2021-2022



ANSWER CHOICES	RESPONSES	
Brevard Virtual Instruction Program (BVIP)	0.00%	0
Central Middle School	0.00%	0
Cocoa Beach Jr./Sr. High	0.00%	0
Cocoa High	0.00%	0
DeLaura Middle School	0.00%	0
Edgewood Jr./Sr. High	0.00%	0
Fieldston Preparatory School	0.00%	0
Hoover Middle School	0.00%	0
Jackson Middle School	0.00%	0
Jefferson Middle School	0.00%	0
Johnson Middle School	0.00%	0
Kennedy Middle School	0.00%	0
Madison Middle School	0.00%	0
McNair Magnet	0.00%	0
Pathways at Gardendale (North/Central Area Alternative Center)	0.00%	0
Pathways at Pine Grove (South Area Alternative Center)	0.00%	0
Riverdale Country Day School	0.00%	0
Southwest Middle School	0.00%	0
Space Coast Jr./Sr. High	0.00%	0
Stone Middle School	0.00%	0
West Shore Jr./Sr. High	100.00%	199
TOTAL		199

Q2 What is your child's current grade level?

Answered: 199 Skipped: 0

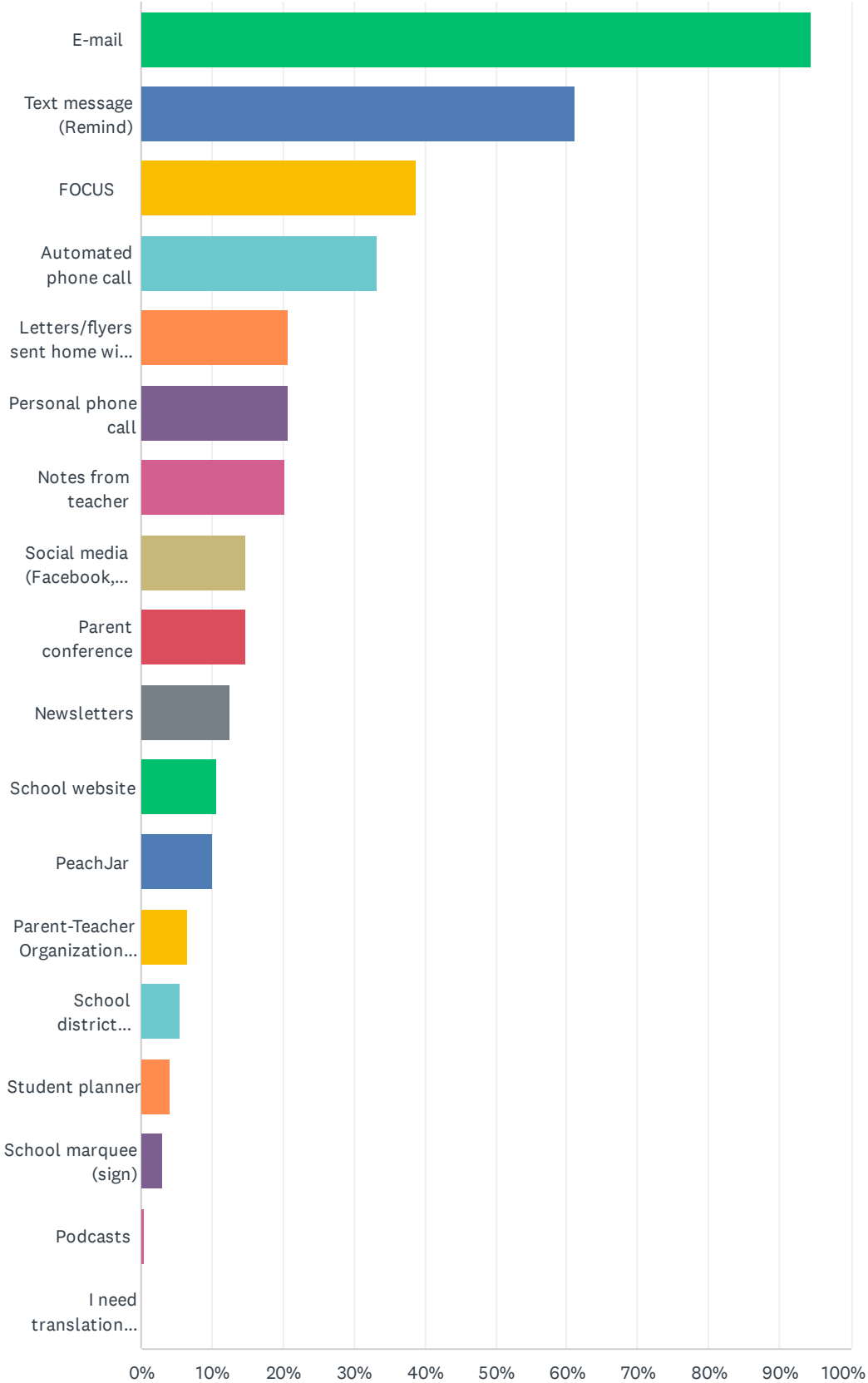


ANSWER CHOICES	RESPONSES
6	0.00% 0
7	56.28% 112
8	45.23% 90
Total Respondents: 199	

Q3 What is the best way for us to get you important information regarding school events and/or your child's progress? (check all that apply)

Answered: 198 Skipped: 1

Brevard Public Schools Middle School Parent Survey 2021-2022

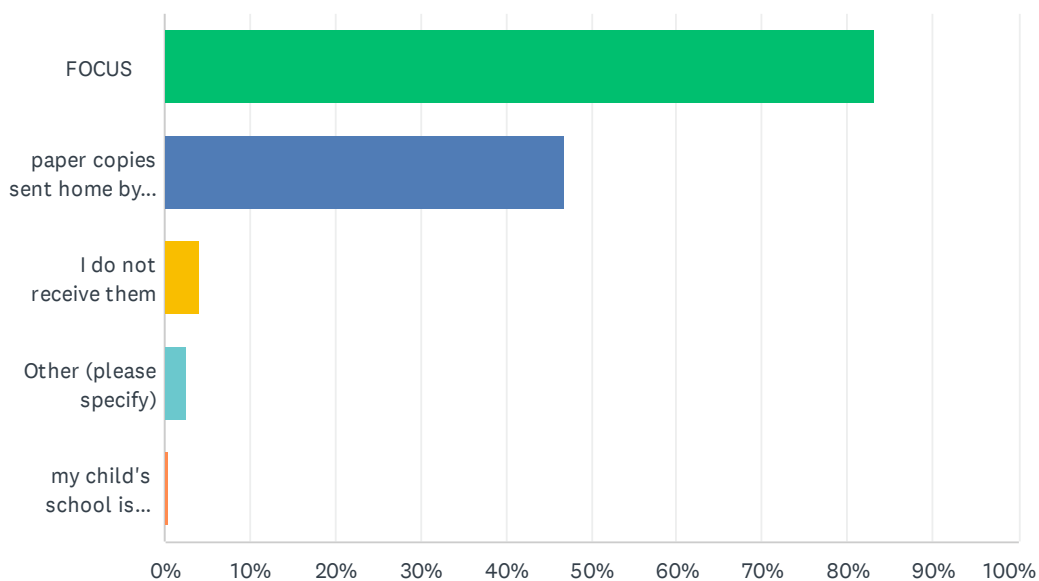


Brevard Public Schools Middle School Parent Survey 2021-2022

ANSWER CHOICES	RESPONSES	
E-mail	94.44%	187
Text message (Remind)	61.11%	121
FOCUS	38.89%	77
Automated phone call	33.33%	66
Letters/flyers sent home with students	20.71%	41
Personal phone call	20.71%	41
Notes from teacher	20.20%	40
Social media (Facebook, Twitter)	14.65%	29
Parent conference	14.65%	29
Newsletters	12.63%	25
School website	10.61%	21
PeachJar	10.10%	20
Parent-Teacher Organization (PTO/PTA)	6.57%	13
School district website	5.56%	11
Student planner	4.04%	8
School marquee (sign)	3.03%	6
Podcasts	0.51%	1
I need translation assistance	0.00%	0
Total Respondents: 198		

Q4 How do you receive interim reports and report cards?

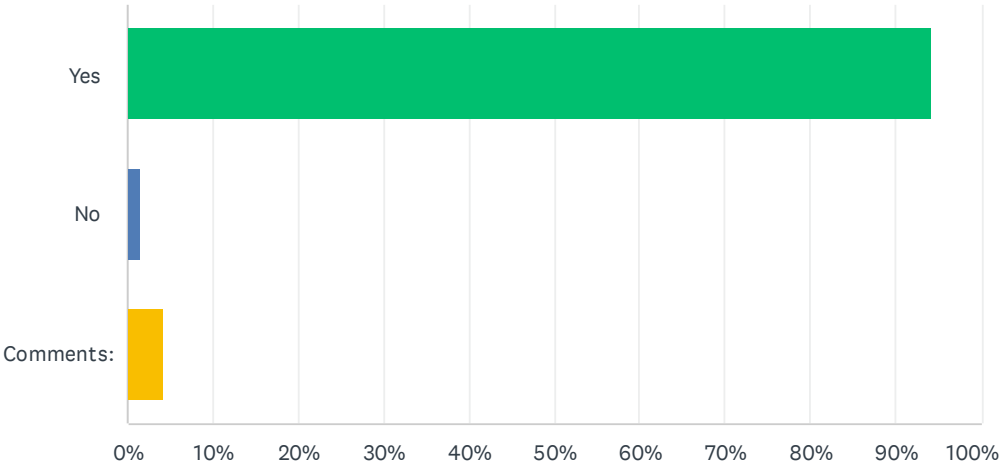
Answered: 196 Skipped: 3



ANSWER CHOICES	RESPONSES	
FOCUS	83.16%	163
paper copies sent home by the school	46.94%	92
I do not receive them	4.08%	8
Other (please specify)	2.55%	5
my child's school is paperless	0.51%	1
Total Respondents: 196		

Q5 Do you feel welcome at your child's school?

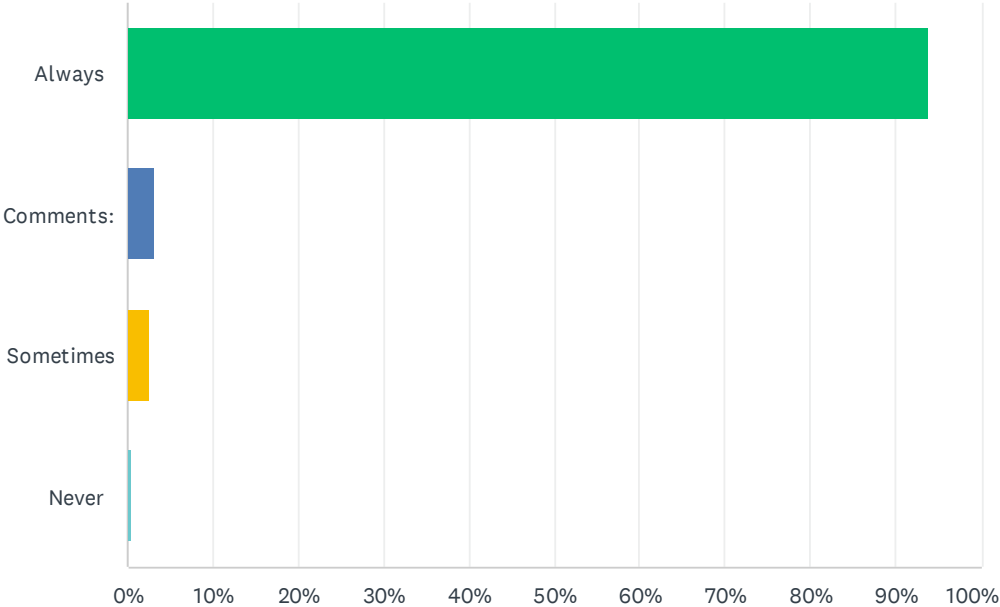
Answered: 191 Skipped: 8



ANSWER CHOICES	RESPONSES
Yes	94.24% 180
No	1.57% 3
Comments:	4.19% 8
TOTAL	191

Q6 The office staff at my school is polite and is helpful in answering my questions or concerns.

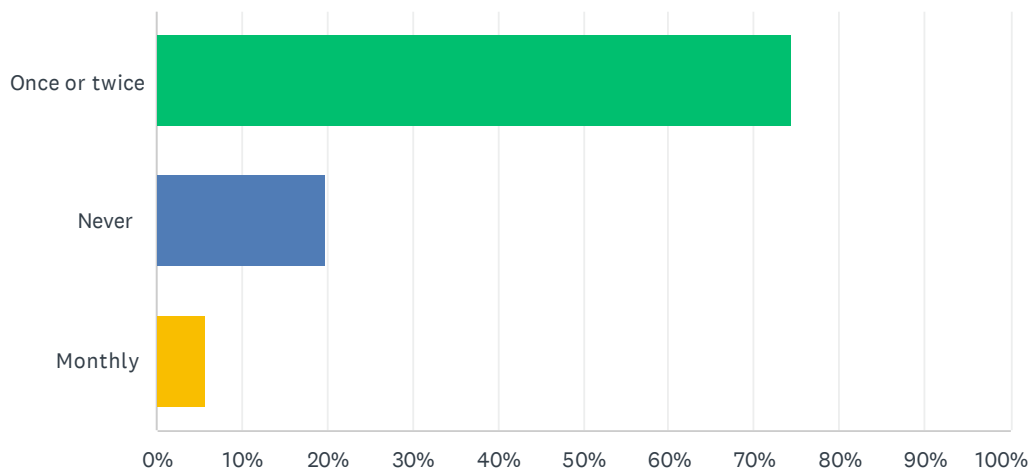
Answered: 193 Skipped: 6



ANSWER CHOICES	RESPONSES	
Always	93.78%	181
Comments:	3.11%	6
Sometimes	2.59%	5
Never	0.52%	1
TOTAL		193

Q7 Following this year's health and safety protocols, how often did you attend a parent meeting or event at your child's school that supported your child's academic success?

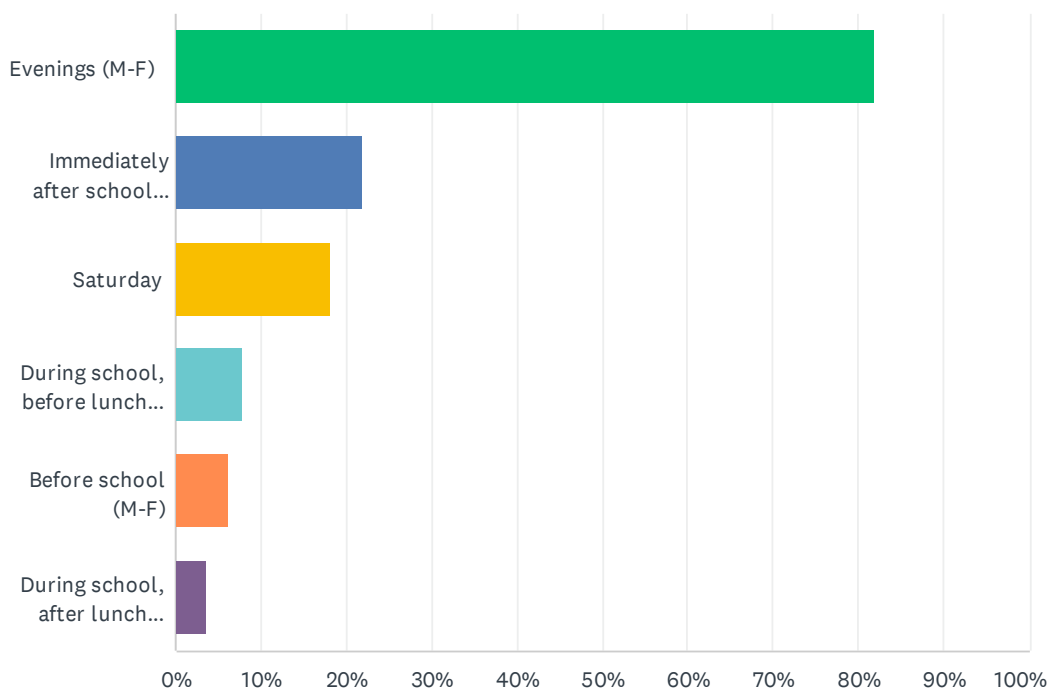
Answered: 192 Skipped: 7



ANSWER CHOICES	RESPONSES	
Once or twice	74.48%	143
Never	19.79%	38
Monthly	5.73%	11
TOTAL		192

Q8 When is the best time for you to attend a school event for families?

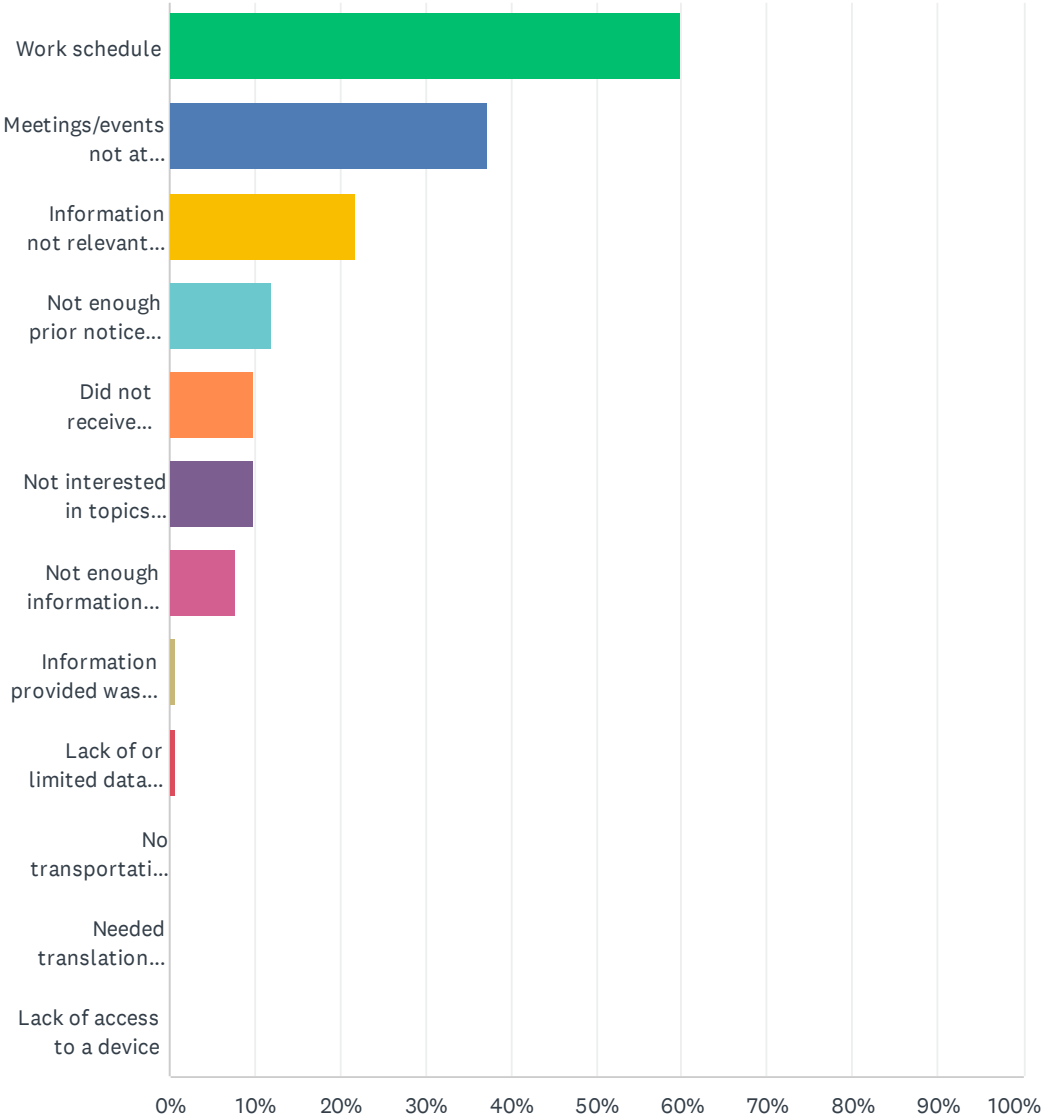
Answered: 192 Skipped: 7



ANSWER CHOICES	RESPONSES	
Evenings (M-F)	81.77%	157
Immediately after school (M-F)	21.88%	42
Saturday	18.23%	35
During school, before lunch (M-F)	7.81%	15
Before school (M-F)	6.25%	12
During school, after lunch (M-F)	3.65%	7
Total Respondents: 192		

Q9 If you were unable to attend informational meetings or academic events, please share why. (Check all that apply)

Answered: 142 Skipped: 57



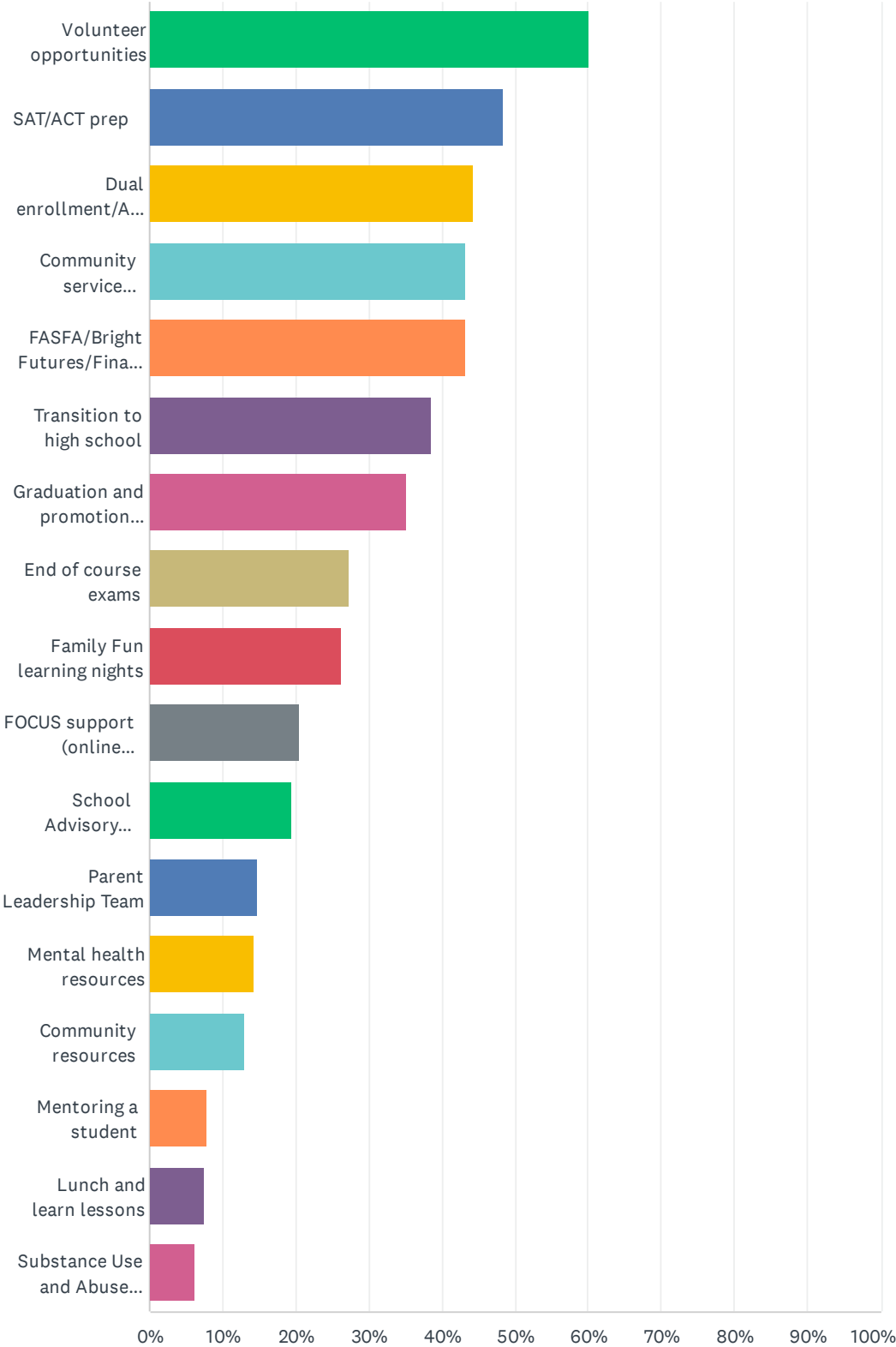
Brevard Public Schools Middle School Parent Survey 2021-2022

ANSWER CHOICES	RESPONSES	
Work schedule	59.86%	85
Meetings/events not at convenient times	37.32%	53
Information not relevant to me/my child	21.83%	31
Not enough prior notice provided	11.97%	17
Did not receive information about meetings/events	9.86%	14
Not interested in topics presented	9.86%	14
Not enough information provided	7.75%	11
Information provided was difficult to understand	0.70%	1
Lack of or limited data plan	0.70%	1
No transportation to get to meetings/events	0.00%	0
Needed translation services	0.00%	0
Lack of access to a device	0.00%	0
Total Respondents: 142		

Q10 Which of the following informational meetings and activities would you be interested in participating in or attending? (Check all that apply)

Answered: 176 Skipped: 23

Brevard Public Schools Middle School Parent Survey 2021-2022



Brevard Public Schools Middle School Parent Survey 2021-2022

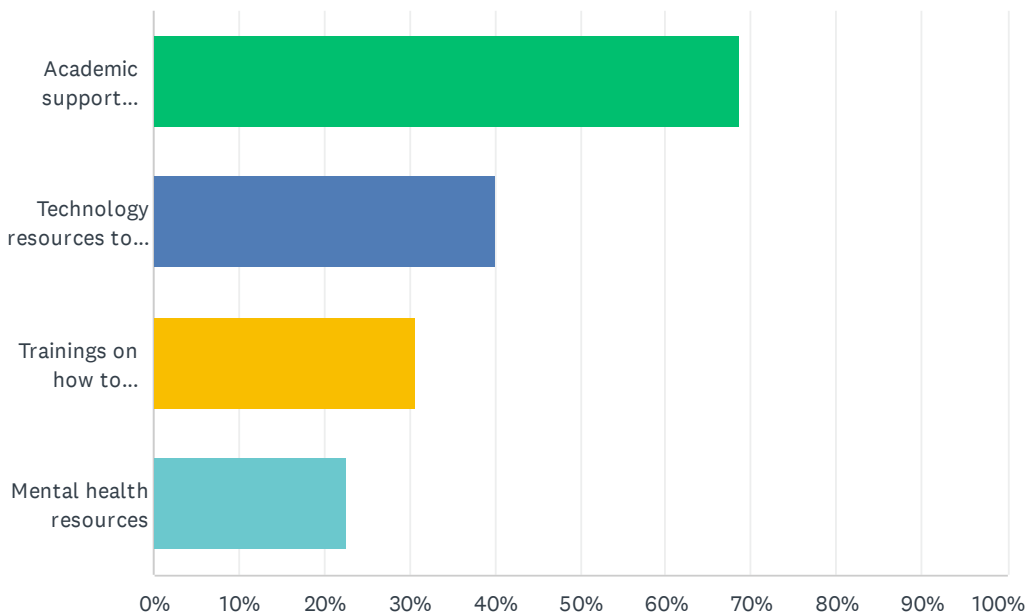
ANSWER CHOICES	RESPONSES	
Volunteer opportunities	60.23%	106
SAT/ACT prep	48.30%	85
Dual enrollment/Advanced Placement courses	44.32%	78
Community service projects with staff/students	43.18%	76
FASFA/Bright Futures/Financial aid options	43.18%	76
Transition to high school	38.64%	68
Graduation and promotion requirements	35.23%	62
End of course exams	27.27%	48
Family Fun learning nights	26.14%	46
FOCUS support (online gradebook, absences and teacher webpages)	20.45%	36
School Advisory Council (SAC) or Parent Teacher Organization (PTO)	19.32%	34
Parent Leadership Team	14.77%	26
Mental health resources	14.20%	25
Community resources	13.07%	23
Mentoring a student	7.95%	14
Lunch and learn lessons	7.39%	13
Substance Use and Abuse (alcohol, street drugs, vaping, prescription drugs)	6.25%	11
Total Respondents: 176		

Q11 In what ways can family engagement be strengthened at your child's school?

Answered: 68 Skipped: 131

Q12 What types of family engagement resources would you use if they were provided at your school?

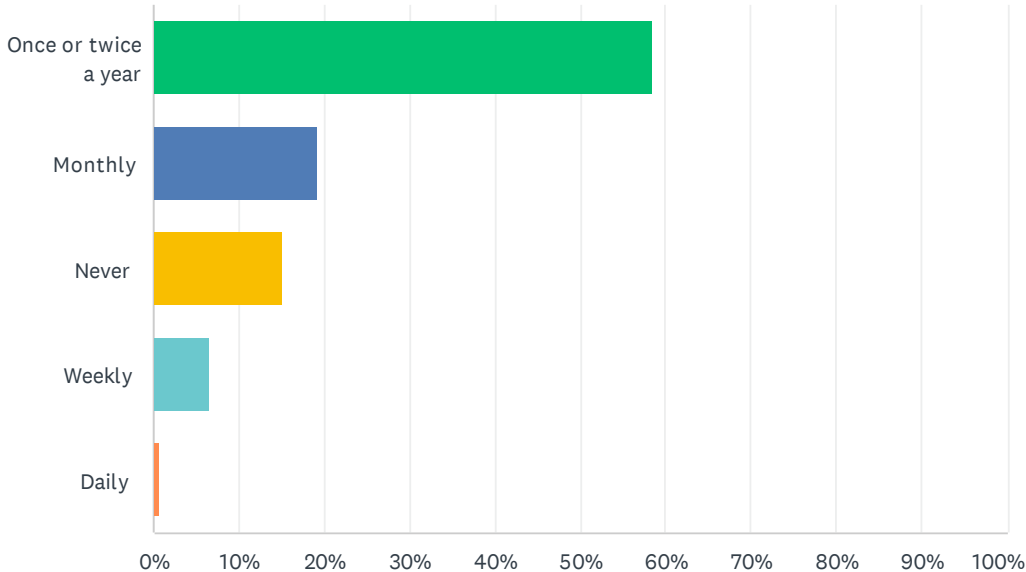
Answered: 137 Skipped: 62



ANSWER CHOICES	RESPONSES	
Academic support materials for families to use at home	68.61%	94
Technology resources to support learning at home	40.15%	55
Trainings on how to participate in school decision-making committees	30.66%	42
Mental health resources	22.63%	31
Total Respondents: 137		

Q13 How often do you communicate with your child's teachers?

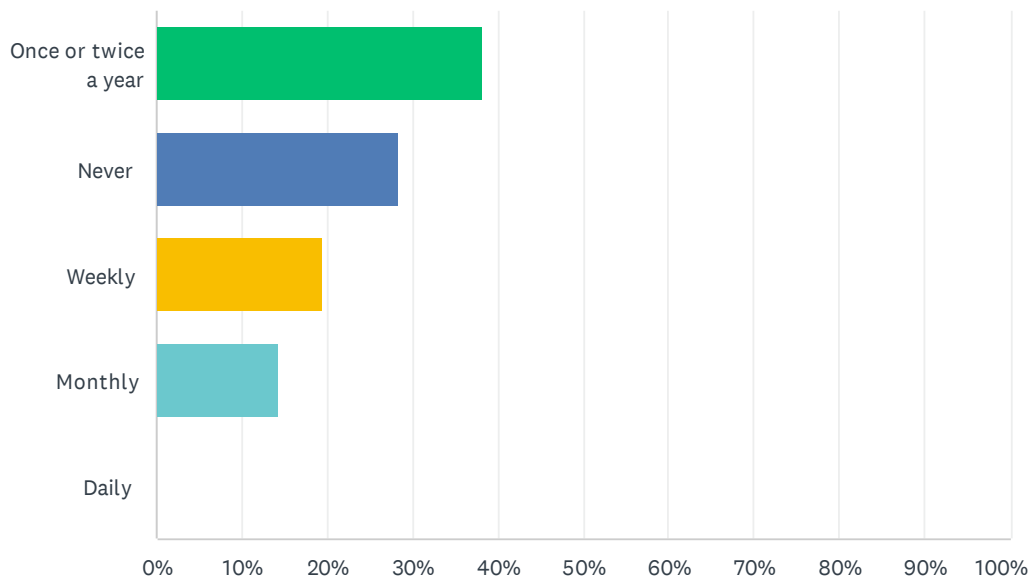
Answered: 166 Skipped: 33



ANSWER CHOICES	RESPONSES	
Once or twice a year	58.43%	97
Monthly	19.28%	32
Never	15.06%	25
Weekly	6.63%	11
Daily	0.60%	1
TOTAL		166

Q14 How often do your child's teachers communicate with you about your child's progress?

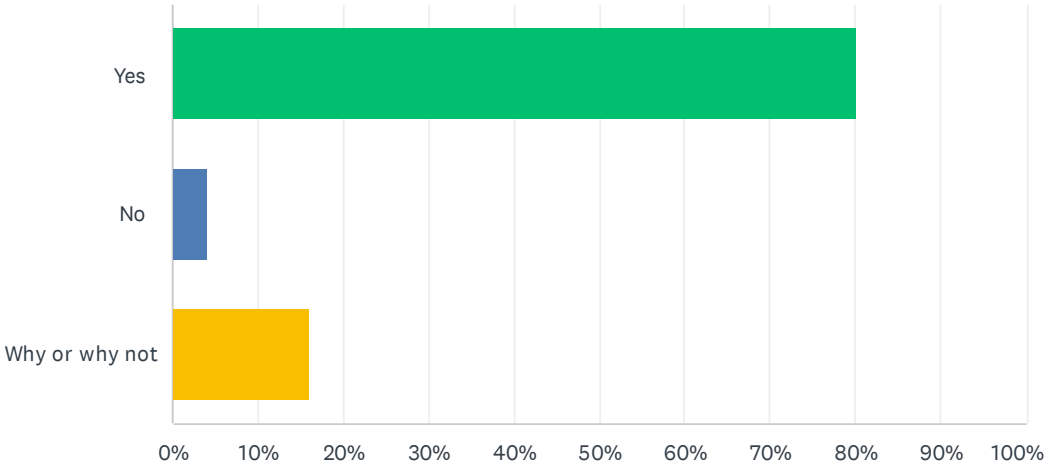
Answered: 155 Skipped: 44



ANSWER CHOICES	RESPONSES	
Once or twice a year	38.06%	59
Never	28.39%	44
Weekly	19.35%	30
Monthly	14.19%	22
Daily	0.00%	0
TOTAL		155

Q15 Are you satisfied with the relationship and communication you currently have with your child’s principal?

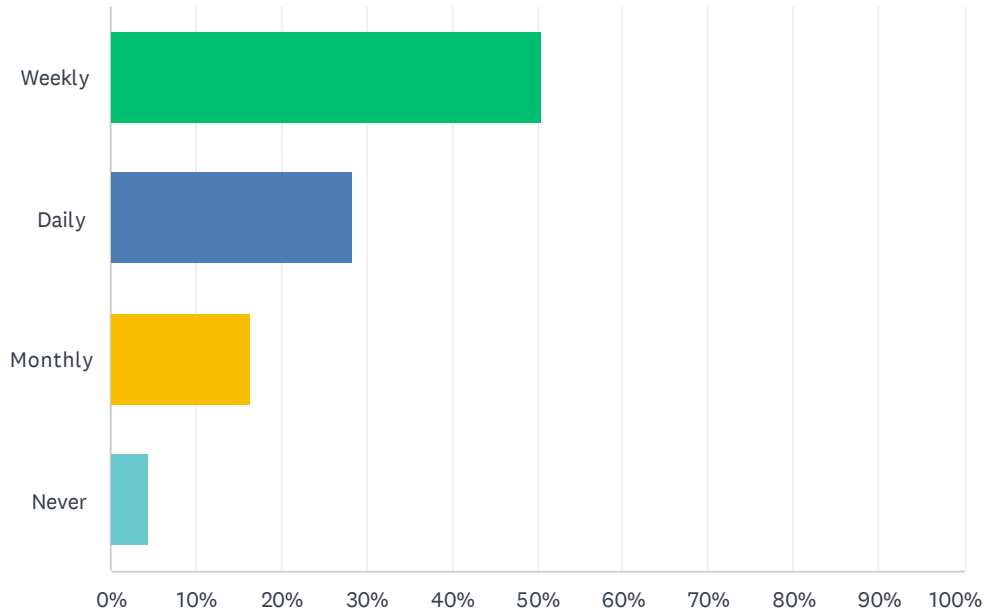
Answered: 176 Skipped: 23



ANSWER CHOICES	RESPONSES	
Yes	80.11%	141
No	3.98%	7
Why or why not	15.91%	28
TOTAL		176

Q16 How often do you access your child's grades and attendance information through FOCUS?

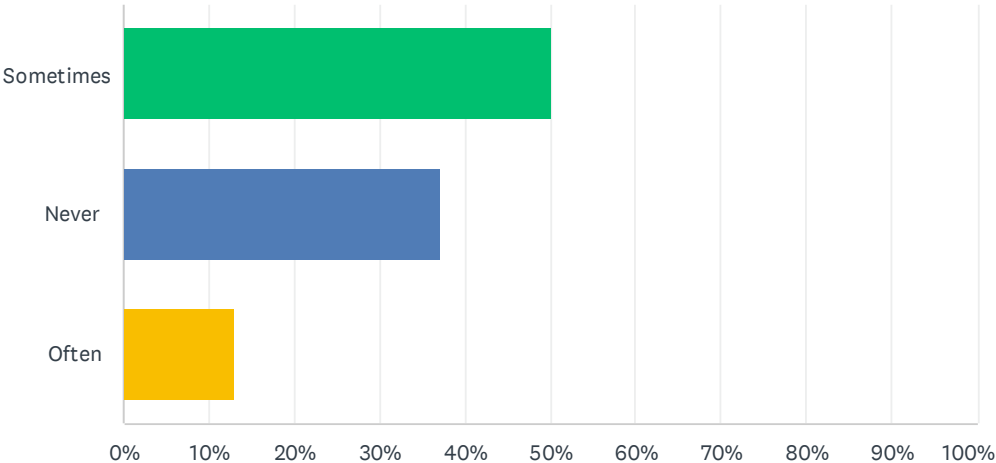
Answered: 176 Skipped: 23



ANSWER CHOICES	RESPONSES	
Weekly	50.57%	89
Daily	28.41%	50
Monthly	16.48%	29
Never	4.55%	8
TOTAL		176

Q17 How often does your child's school or teachers provide you with information about ways you can help your child's learning at home?

Answered: 162 Skipped: 37



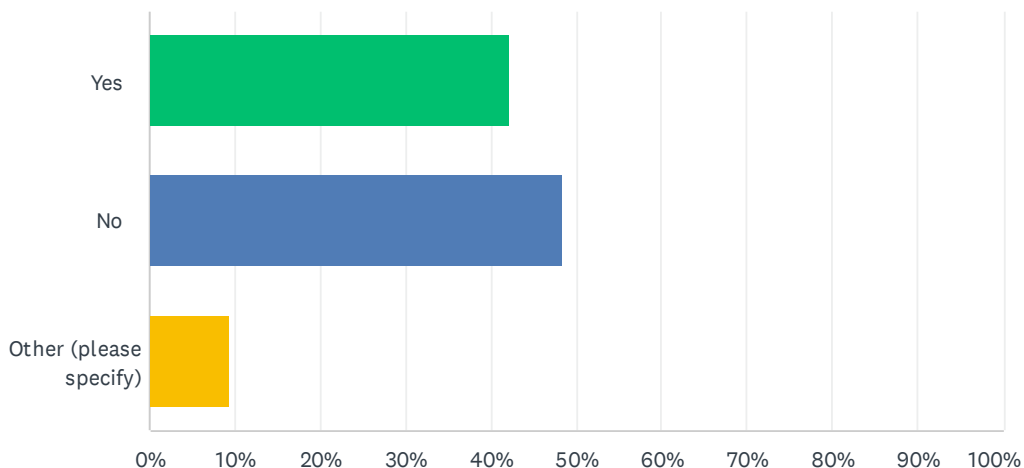
ANSWER CHOICES	RESPONSES	
Sometimes	50.00%	81
Never	37.04%	60
Often	12.96%	21
TOTAL		162

Q18 What support do you need from the school to ensure your child's success in middle school?

Answered: 79 Skipped: 120

Q19 Have you been given opportunities to provide input and feedback into school decisions (school improvement, Title I services, event planning, discipline)?

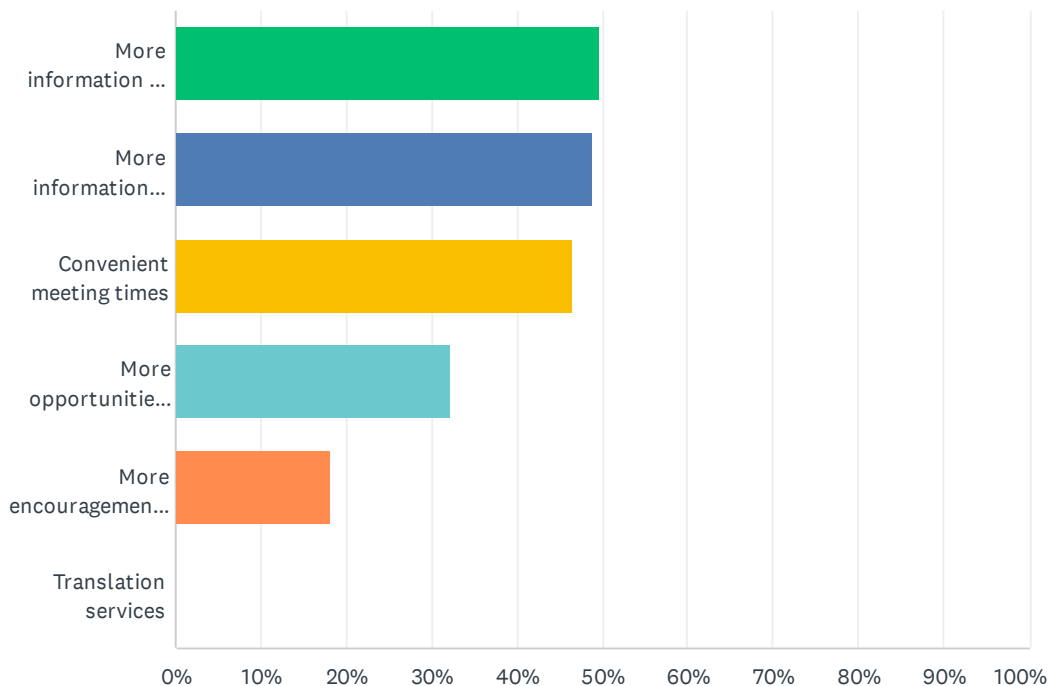
Answered: 161 Skipped: 38



ANSWER CHOICES	RESPONSES	
Yes	42.24%	68
No	48.45%	78
Other (please specify)	9.32%	15
TOTAL		161

Q20 How could your school assist you in playing a more active role in school decision-making?

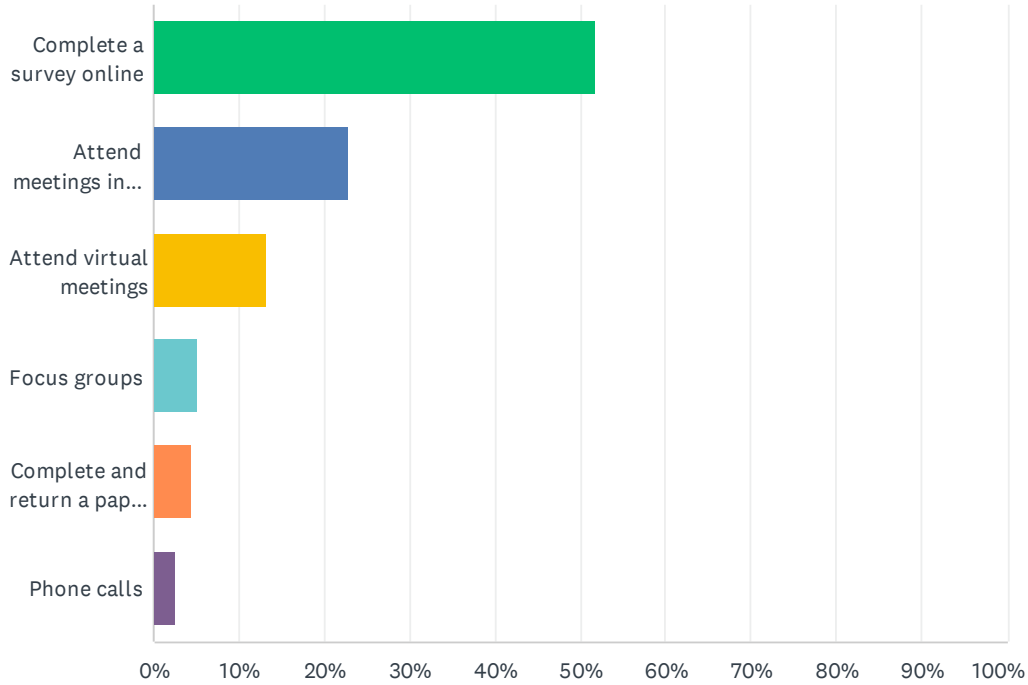
Answered: 127 Skipped: 72



ANSWER CHOICES	RESPONSES	
More information on how to become engaged	49.61%	63
More information about school issues to be addressed	48.82%	62
Convenient meeting times	46.46%	59
More opportunities to share my opinion about school issues	32.28%	41
More encouragement from the school to become engaged	18.11%	23
Translation services	0.00%	0
Total Respondents: 127		

Q21 What is the best way for you to provide input regarding your child's school?

Answered: 158 Skipped: 41



ANSWER CHOICES	RESPONSES	
Complete a survey online	51.90%	82
Attend meetings in person	22.78%	36
Attend virtual meetings	13.29%	21
Focus groups	5.06%	8
Complete and return a paper survey	4.43%	7
Phone calls	2.53%	4
TOTAL		158

Q22 What do you feel is working well at your child's school? (This is your chance to brag about your school and share what you like about it!)

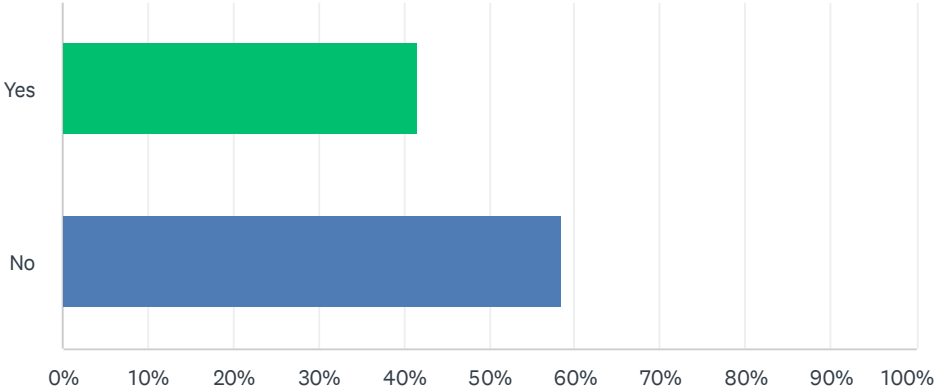
Answered: 92 Skipped: 107

Q23 What do you feel is not working, difficult, and/or needs improvement at your child's school? (This is your chance to tell us what you would like to see change.)

Answered: 85 Skipped: 114

Q24 Are you aware of the Career and Technical Education options available to your child through Brevard Public Schools?

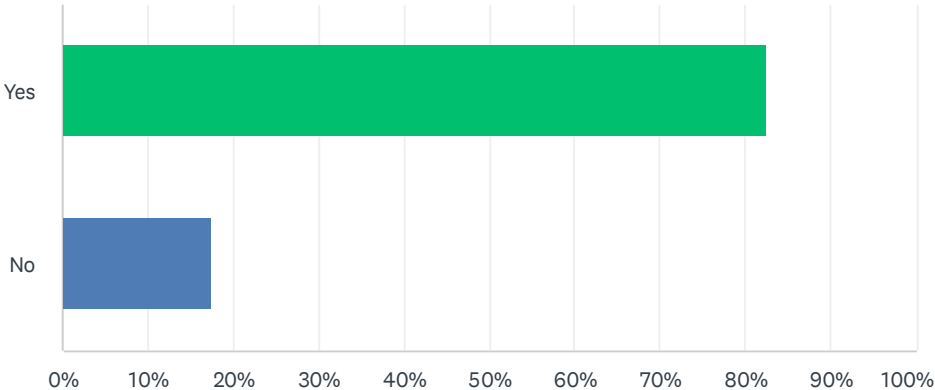
Answered: 161 Skipped: 38



ANSWER CHOICES	RESPONSES	
Yes	41.61%	67
No	58.39%	94
TOTAL		161

Q25 Have you visited the Open Enrollment Parental Choice webpage?

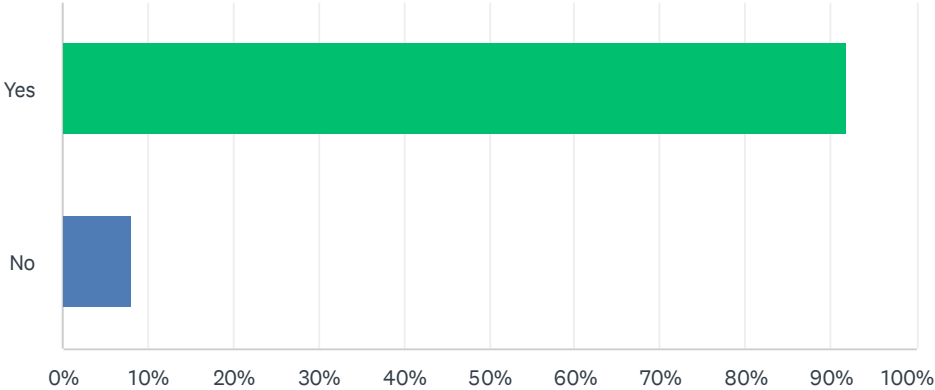
Answered: 161 Skipped: 38



ANSWER CHOICES	RESPONSES	
Yes	82.61%	133
No	17.39%	28
TOTAL		161

Q26 Are you aware of the school enrollment choices available to your child at Brevard Public Schools?

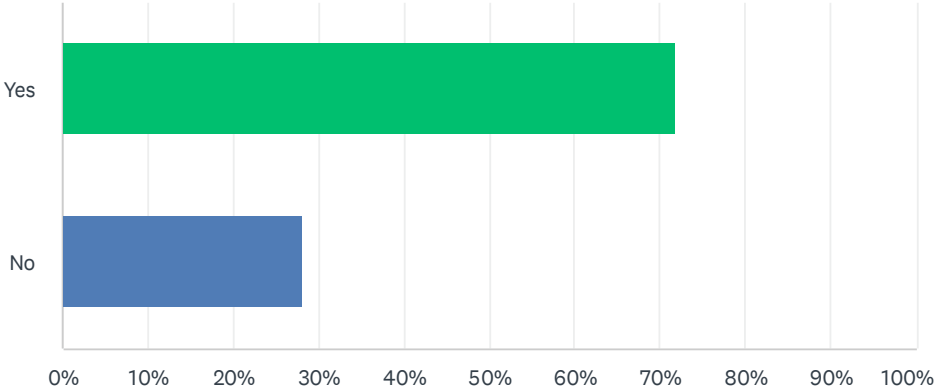
Answered: 162 Skipped: 37



ANSWER CHOICES	RESPONSES	
Yes	91.98%	149
No	8.02%	13
TOTAL		162

Q27 Do you use the school or district website to find information about your child's education?

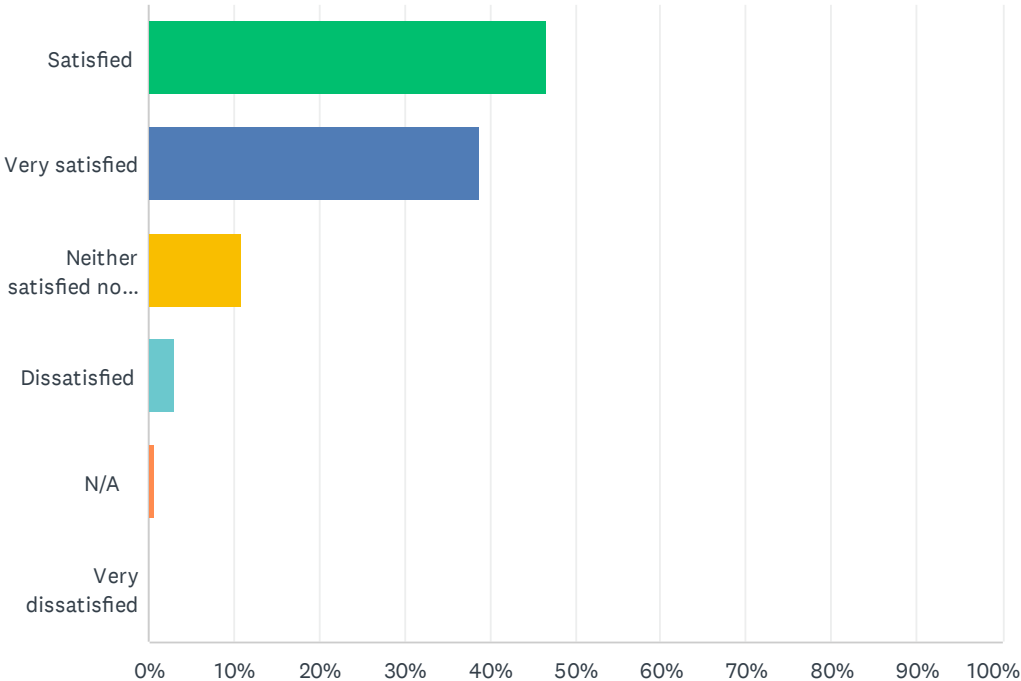
Answered: 163 Skipped: 36



ANSWER CHOICES	RESPONSES	
Yes	71.78%	117
No	28.22%	46
TOTAL		163

Q28 Please rate your overall satisfaction with Brevard Public Schools

Answered: 165 Skipped: 34



ANSWER CHOICES	RESPONSES	
Satisfied	46.67%	77
Very satisfied	38.79%	64
Neither satisfied nor dissatisfied	10.91%	18
Dissatisfied	3.03%	5
N/A	0.61%	1
Very dissatisfied	0.00%	0
TOTAL		165