


Q1 What school does your child attend?

Answered: 194 Skipped: 0



Brevard Public Schools Elementary Parent Survey 2017-2018

Dr W. J. Creel Elementary										
Croton Elementary										
DeLaura Middle										
Discovery Elementary										
Eau Gallie High										
Edgewood Jr./Sr. High										
Endeavour Elementary										
Eau Gallie High School ...										
Enterprise Elementary										
Fairglen Elementary										
Freedom 7 Elementary										
Gemini Elementary										
Golfview Elementary										
Harbor City Elementary										
Heritage High										
Holland Elementary										
Hoover Middle										
Imperial Estates...										
Indialantic Elementary										
Jackson Middle										
Jefferson										

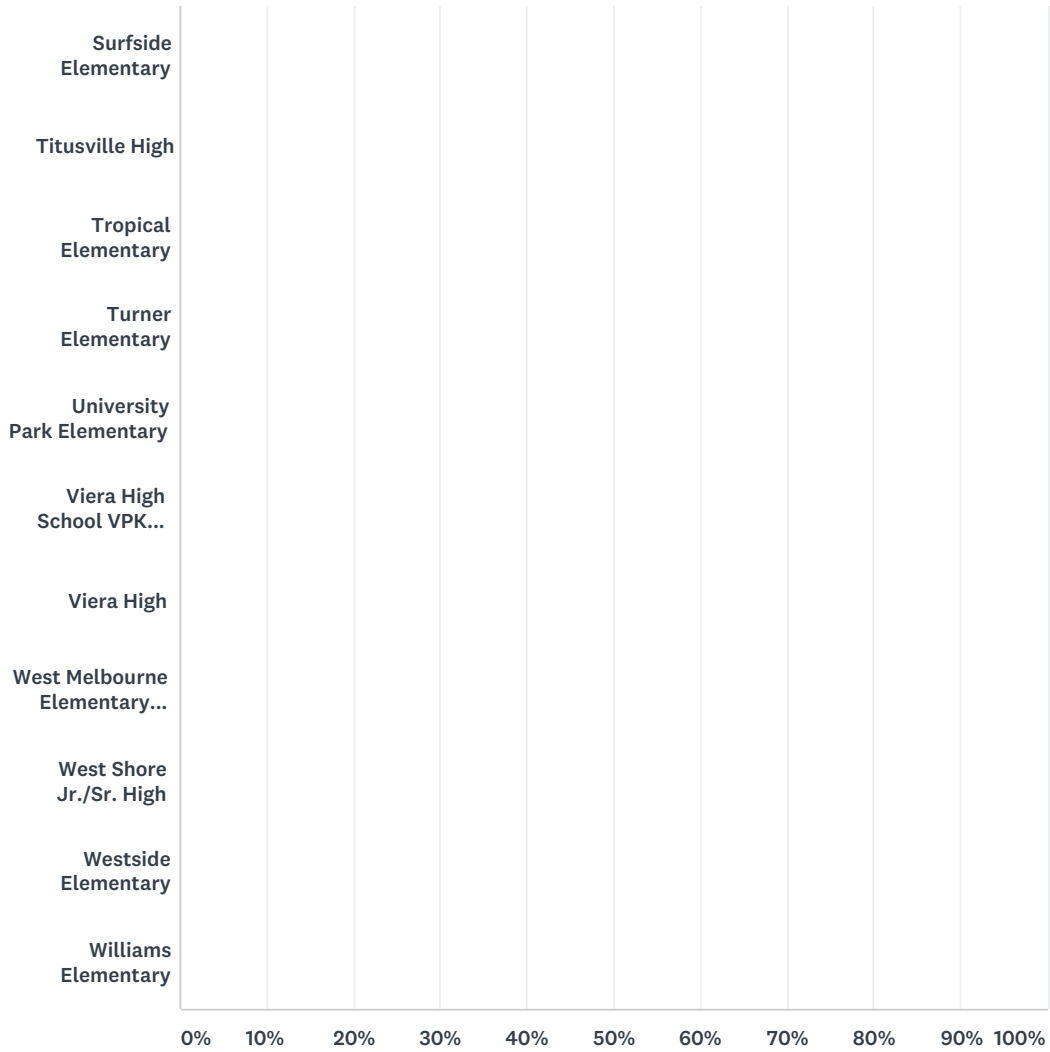
Brevard Public Schools Elementary Parent Survey 2017-2018

Middle									
Johnson Middle									
Jupiter Elementary									
Kennedy Middle									
Lockmar Elementary									
Longleaf Elementary									
Madison Middle									
Manatee Elementary									
McAuliffe Elementary									
McNair Magnet Middle									
Meadowlane Intermediate...									
Meadowlane Primary...									
Merritt Island High School ...									
Melbourne High									
Merritt Island High									
MILA Elementary									
Mims Elementary									
Pathways at Gardendale...									
Oak Park Elementary									
Ocean Breeze Elementary									
Palm Bay Elementary									

Brevard Public Schools Elementary Parent Survey 2017-2018

Palm Bay High School VPK...
Palm Bay Magnet High
Pinewood Elementary
Port Malabar Elementary
Quest Elementary...
Riviera Elementary
Rockledge High
Roosevelt Elementary
Satellite High School VPK...
Satellite High
Saturn Elementary
Sea Park Elementary
Sherwood Elementary
Pathways at Pine Grove...
South Area Head Start
Southwest Middle
Space Coast Jr./Sr. High
Stevenson Elementary
Stone Middle
Sunrise Elementary
Suntree Elementary

Brevard Public Schools Elementary Parent Survey 2017-2018



ANSWER CHOICES	RESPONSES	
Sabal Elementary	100.00%	194
Riverview School	0.00%	0
Allen, Roy Elementary	0.00%	0
Andersen Elementary	0.00%	0
Apollo Elementary	0.00%	0
Astronaut High	0.00%	0
Atlantis Elementary	0.00%	0
Audubon Elementary	0.00%	0
Bayside High	0.00%	0
Brevard Virtual Instruction Program (BVIP)	0.00%	0
Cambridge Elementary Magnet	0.00%	0
Cape View Elementary	0.00%	0
Carroll, Lewis Elementary	0.00%	0

Brevard Public Schools Elementary Parent Survey 2017-2018

Central Middle	0.00%	0
Challenger 7 Elementary	0.00%	0
Cocoa Beach Jr./Sr. High	0.00%	0
Cocoa High	0.00%	0
Columbia Elementary	0.00%	0
Coquina Elementary	0.00%	0
Dr W. J. Creel Elementary	0.00%	0
Croton Elementary	0.00%	0
DeLaura Middle	0.00%	0
Discovery Elementary	0.00%	0
Eau Gallie High	0.00%	0
Edgewood Jr./Sr. High	0.00%	0
Endeavour Elementary	0.00%	0
Eau Gallie High School VPK program	0.00%	0
Enterprise Elementary	0.00%	0
Fairglen Elementary	0.00%	0
Freedom 7 Elementary	0.00%	0
Gemini Elementary	0.00%	0
Golfview Elementary	0.00%	0
Harbor City Elementary	0.00%	0
Heritage High	0.00%	0
Holland Elementary	0.00%	0
Hoover Middle	0.00%	0
Imperial Estates Elementary	0.00%	0
Indialantic Elementary	0.00%	0
Jackson Middle	0.00%	0
Jefferson Middle	0.00%	0
Johnson Middle	0.00%	0
Jupiter Elementary	0.00%	0
Kennedy Middle	0.00%	0
Lockmar Elementary	0.00%	0
Longleaf Elementary	0.00%	0
Madison Middle	0.00%	0
Manatee Elementary	0.00%	0
McAuliffe Elementary	0.00%	0

Brevard Public Schools Elementary Parent Survey 2017-2018

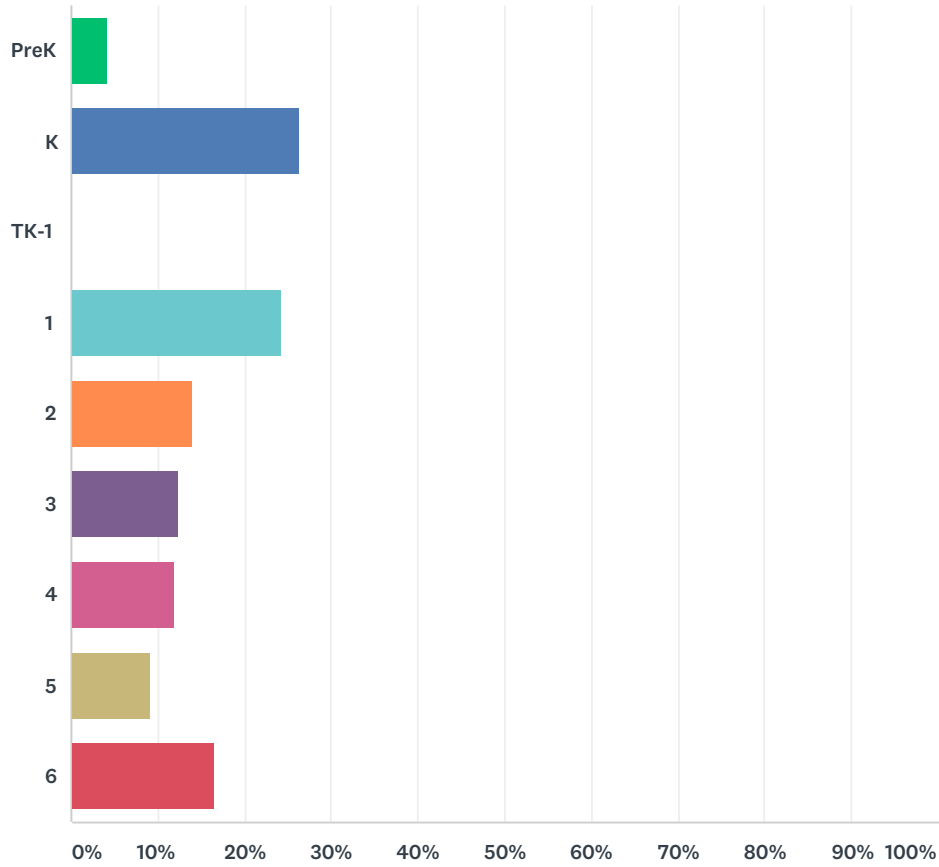
McNair Magnet Middle	0.00%	0
Meadowlane Intermediate Elementary	0.00%	0
Meadowlane Primary Elementary	0.00%	0
Merritt Island High School VPK program	0.00%	0
Melbourne High	0.00%	0
Merritt Island High	0.00%	0
MILA Elementary	0.00%	0
Mims Elementary	0.00%	0
Pathways at Gardendale (North/Central Area Alternative Center)	0.00%	0
Oak Park Elementary	0.00%	0
Ocean Breeze Elementary	0.00%	0
Palm Bay Elementary	0.00%	0
Palm Bay High School VPK program	0.00%	0
Palm Bay Magnet High	0.00%	0
Pinewood Elementary	0.00%	0
Port Malabar Elementary	0.00%	0
Quest Elementary School	0.00%	0
Riviera Elementary	0.00%	0
Rockledge High	0.00%	0
Roosevelt Elementary	0.00%	0
Satellite High School VPK program	0.00%	0
Satellite High	0.00%	0
Saturn Elementary	0.00%	0
Sea Park Elementary	0.00%	0
Sherwood Elementary	0.00%	0
Pathways at Pine Grove (South Area Alternative Center)	0.00%	0
South Area Head Start	0.00%	0
Southwest Middle	0.00%	0
Space Coast Jr./Sr. High	0.00%	0
Stevenson Elementary	0.00%	0
Stone Middle	0.00%	0
Sunrise Elementary	0.00%	0
Suntree Elementary	0.00%	0
Surfside Elementary	0.00%	0

Brevard Public Schools Elementary Parent Survey 2017-2018

Titusville High	0.00%	0
Tropical Elementary	0.00%	0
Turner Elementary	0.00%	0
University Park Elementary	0.00%	0
Viera High School VPK program	0.00%	0
Viera High	0.00%	0
West Melbourne Elementary School for Science	0.00%	0
West Shore Jr./Sr. High	0.00%	0
Westside Elementary	0.00%	0
Williams Elementary	0.00%	0
TOTAL		194

Q2 What is your child's current grade level?

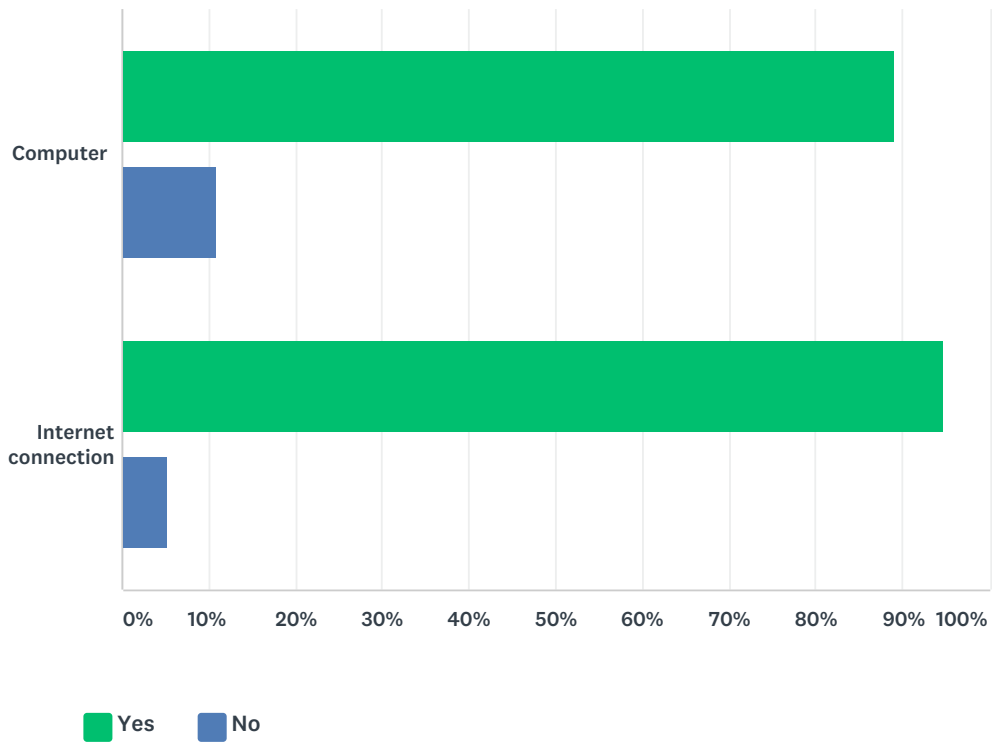
Answered: 194 Skipped: 0



ANSWER CHOICES	RESPONSES	
PreK	4.12%	8
K	26.29%	51
TK-1	0.00%	0
1	24.23%	47
2	13.92%	27
3	12.37%	24
4	11.86%	23
5	9.28%	18
6	16.49%	32
Total Respondents: 194		

Q3 Does your child have access to a computer and internet connection outside of school?

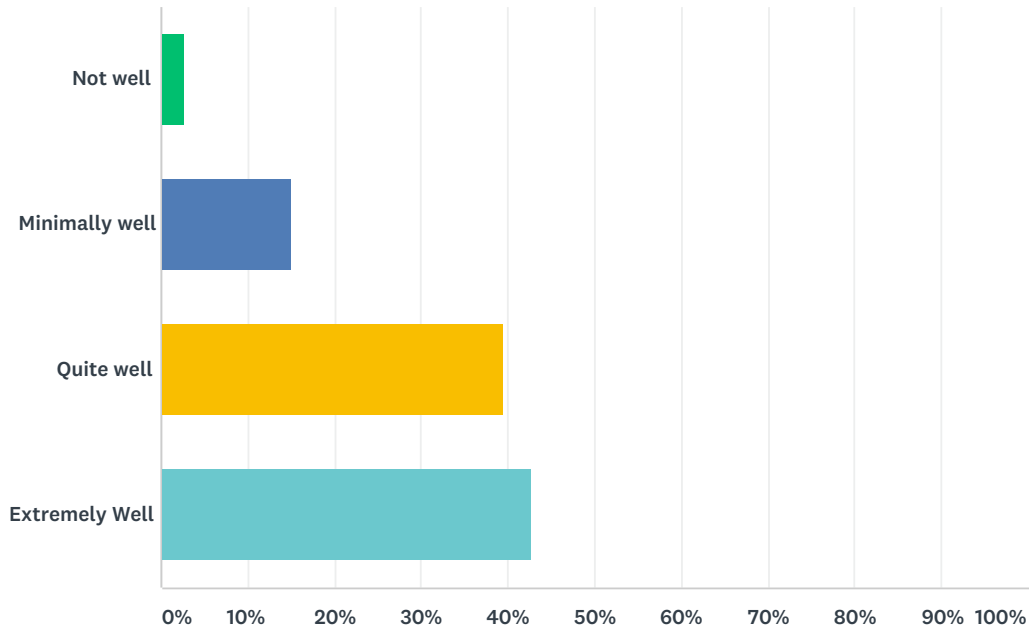
Answered: 177 Skipped: 17



	YES	NO	TOTAL
Computer	89.14% 156	10.86% 19	175
Internet connection	94.74% 162	5.26% 9	171

Q4 How well does your child's school keep you informed about information and events in a format that is easy to understand?

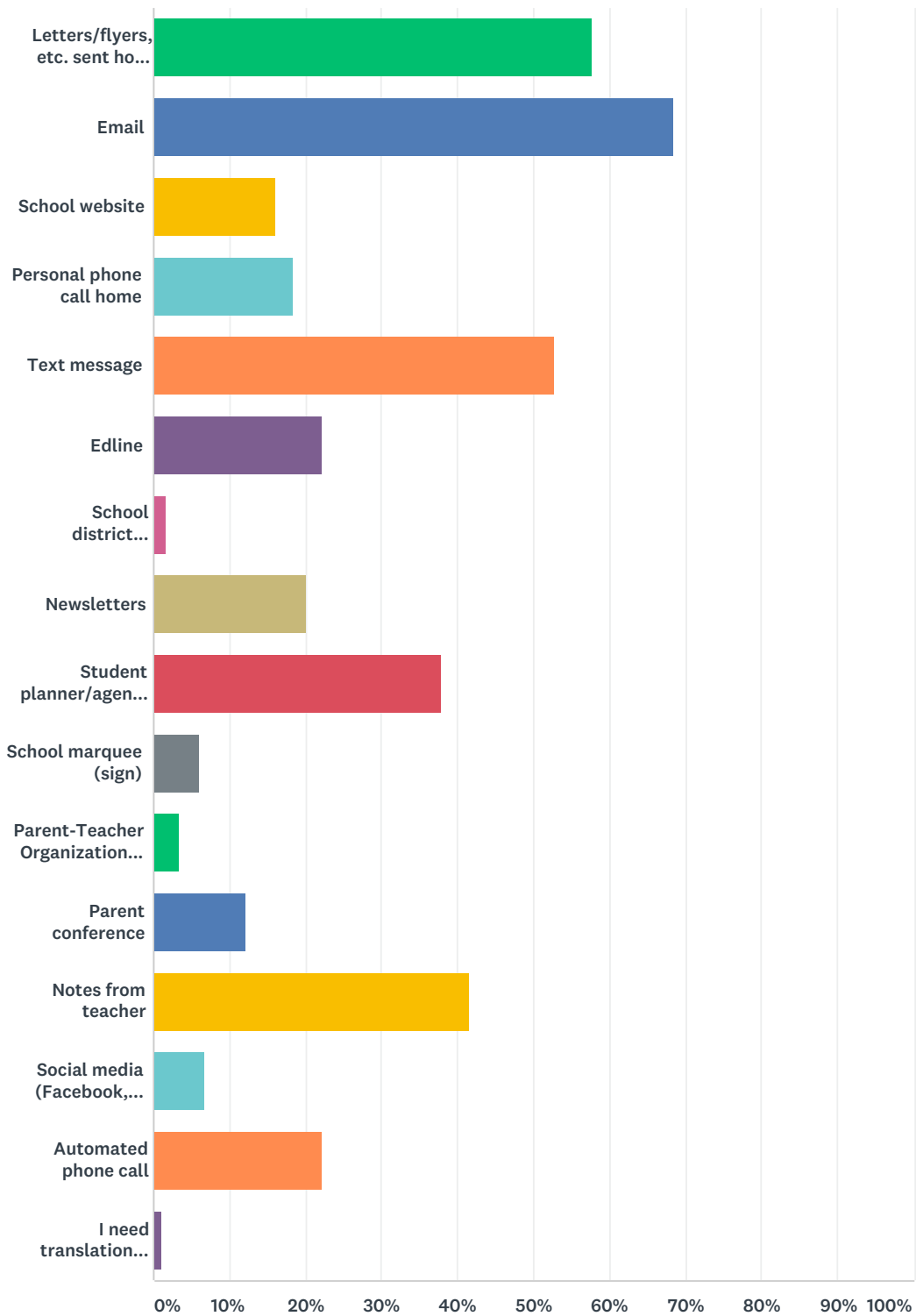
Answered: 180 Skipped: 14



ANSWER CHOICES	RESPONSES	
Not well	2.78%	5
Minimally well	15.00%	27
Quite well	39.44%	71
Extremely Well	42.78%	77
TOTAL		180

Q5 How would you prefer to receive information about events and/or your child's progress from the school? (check all that apply)

Answered: 180 Skipped: 14



ANSWER CHOICES

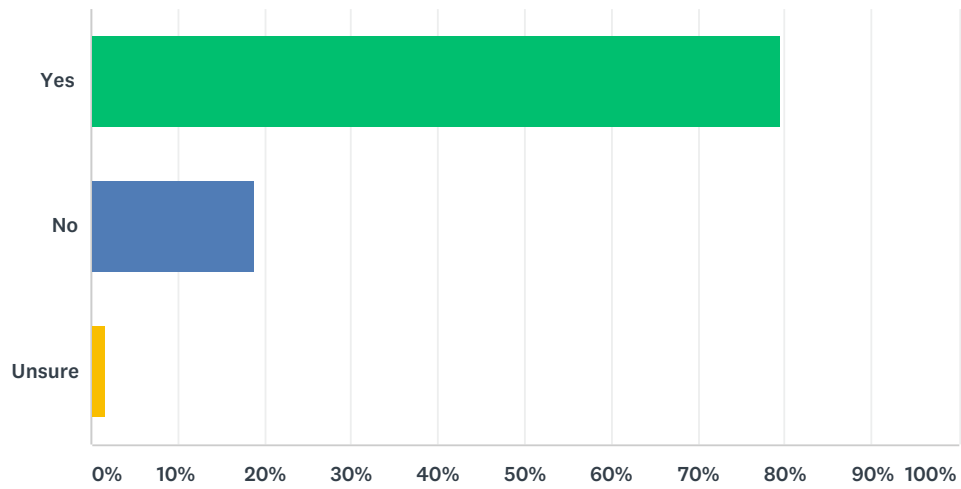
RESPONSES

Brevard Public Schools Elementary Parent Survey 2017-2018

Letters/flyers, etc. sent home with students or by Peachjar	57.78%	104
Email	68.33%	123
School website	16.11%	29
Personal phone call home	18.33%	33
Text message	52.78%	95
Edline	22.22%	40
School district website	1.67%	3
Newsletters	20.00%	36
Student planner/agenda/take-home folder	37.78%	68
School marquee (sign)	6.11%	11
Parent-Teacher Organization (PTO/PTA)	3.33%	6
Parent conference	12.22%	22
Notes from teacher	41.67%	75
Social media (Facebook, Twitter)	6.67%	12
Automated phone call	22.22%	40
I need translation assistance	1.11%	2
Total Respondents: 180		

Q6 Did you attend a meeting this year where academic goals and activities were discussed with parents?

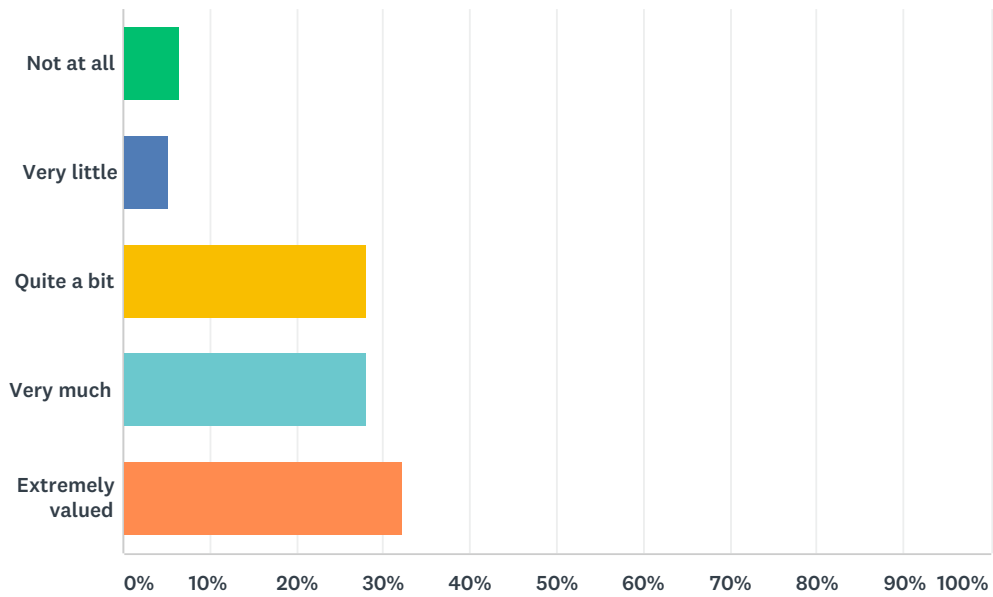
Answered: 170 Skipped: 24



ANSWER CHOICES	RESPONSES	
Yes	79.41%	135
No	18.82%	32
Unsure	1.76%	3
TOTAL		170

Q7 Overall, how much do you feel your child's school values parent input?

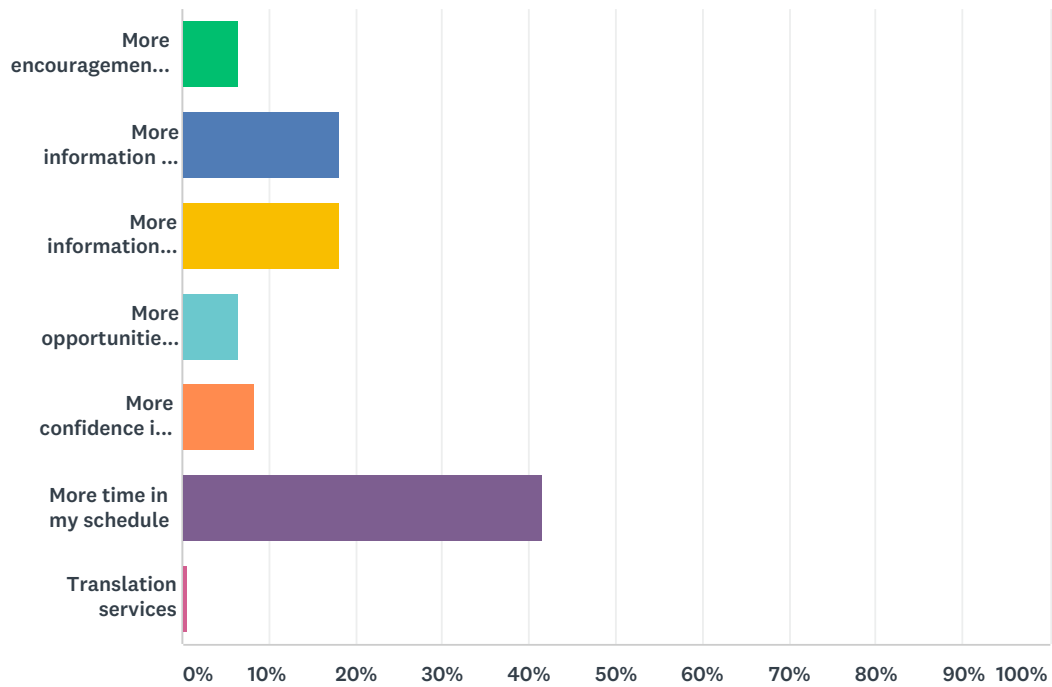
Answered: 171 Skipped: 23



ANSWER CHOICES	RESPONSES	
Not at all	6.43%	11
Very little	5.26%	9
Quite a bit	28.07%	48
Very much	28.07%	48
Extremely valued	32.16%	55
TOTAL		171

Q8 What would help you participate more in decision making and the overall academic achievement in your child's school?

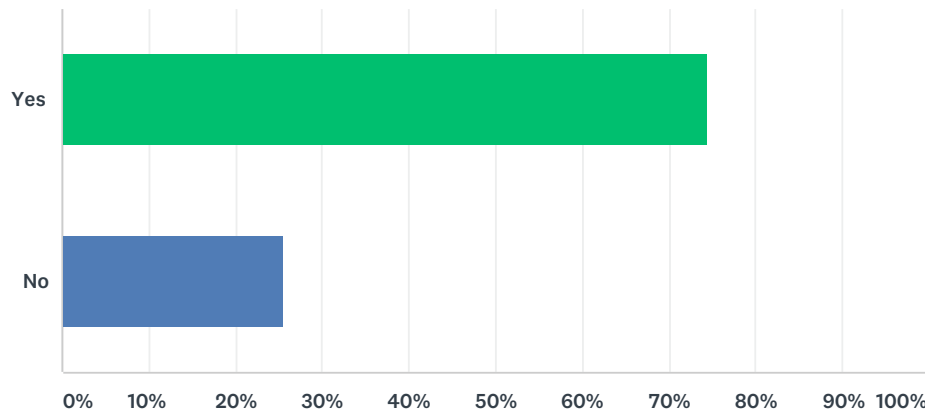
Answered: 154 Skipped: 40



ANSWER CHOICES	RESPONSES	
More encouragement from the school to become engaged	6.49%	10
More information on how to become engaged	18.18%	28
More information about school issues to be addressed	18.18%	28
More opportunities to share my opinion about school issues	6.49%	10
More confidence in my abilities to help	8.44%	13
More time in my schedule	41.56%	64
Translation services	0.65%	1
TOTAL		154

Q9 Have you been given opportunities to provide input and feedback into school decisions?

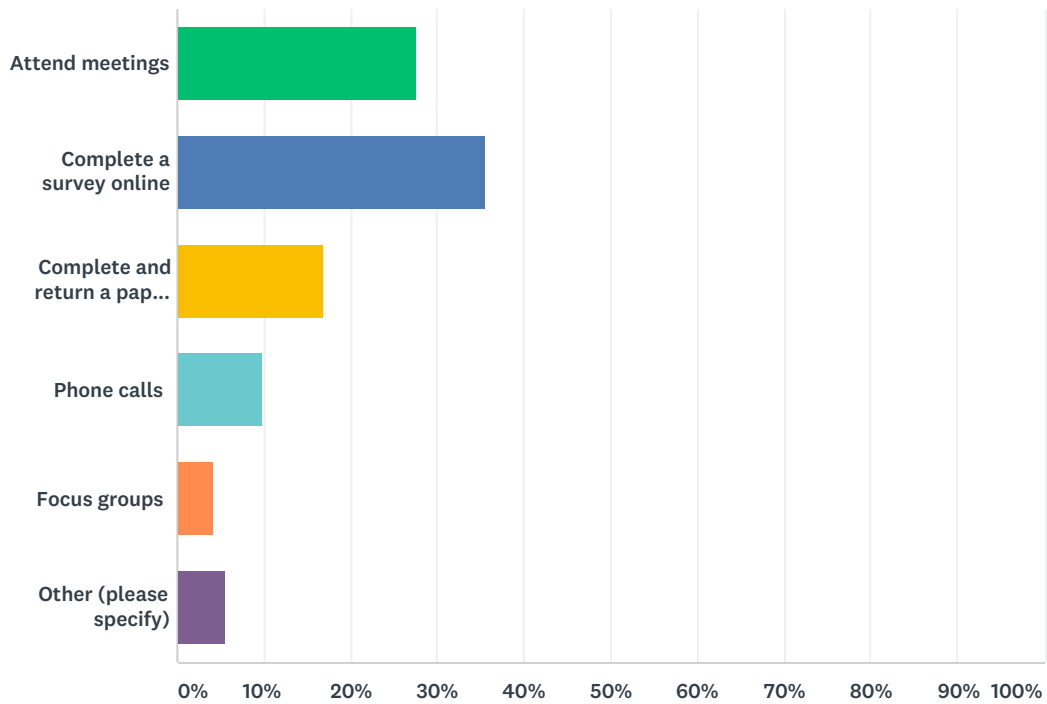
Answered: 165 Skipped: 29



ANSWER CHOICES	RESPONSES	
Yes	74.55%	123
No	25.45%	42
TOTAL		165

Q10 What is the best way for you to provide input regarding your child's school?

Answered: 141 Skipped: 53



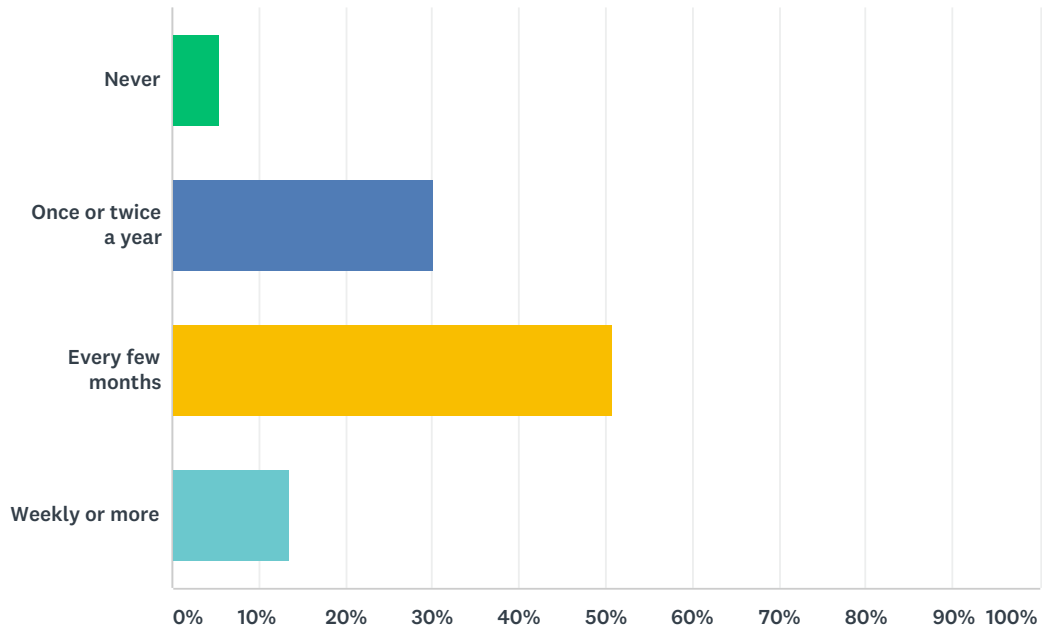
ANSWER CHOICES	RESPONSES	
Attend meetings	27.66%	39
Complete a survey online	35.46%	50
Complete and return a paper survey	17.02%	24
Phone calls	9.93%	14
Focus groups	4.26%	6
Other (please specify)	5.67%	8
TOTAL		141

Q11 What can Brevard Public Schools do to ensure your child is successful in elementary school?

Answered: 99 Skipped: 95

Q12 How often do you meet in person with your child's teacher?

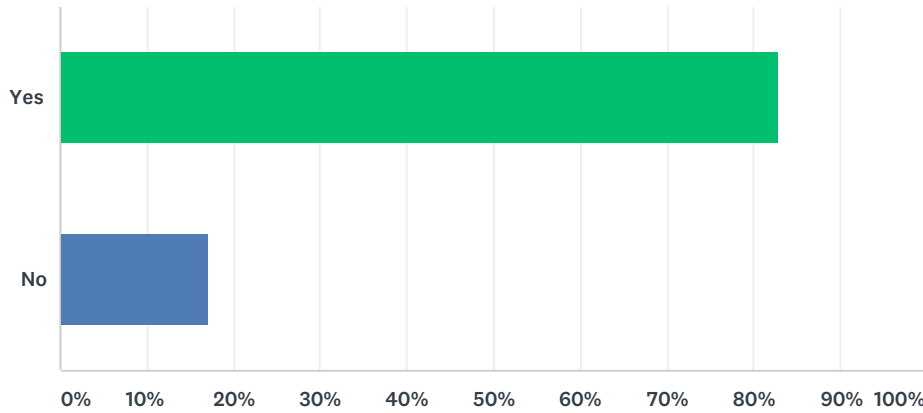
Answered: 163 Skipped: 31



ANSWER CHOICES	RESPONSES
Never	5.52% 9
Once or twice a year	30.06% 49
Every few months	50.92% 83
Weekly or more	13.50% 22
TOTAL	163

Q13 Are you aware of what your child is expected to master in all subject areas?

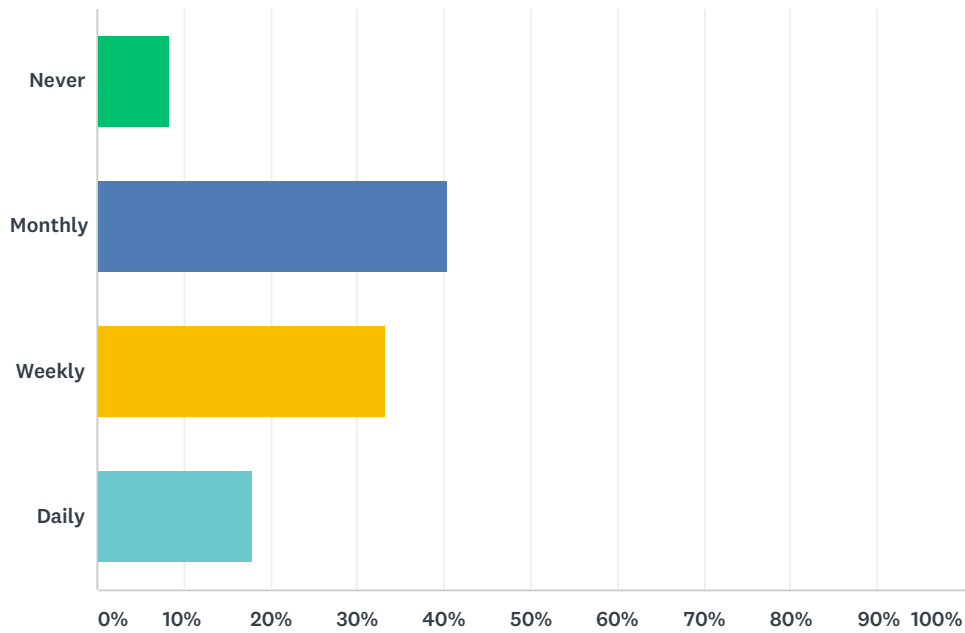
Answered: 164 Skipped: 30



ANSWER CHOICES	RESPONSES	
Yes	82.93%	136
No	17.07%	28
TOTAL		164

Q14 How often does your child's teacher communicate with you about your child's progress?

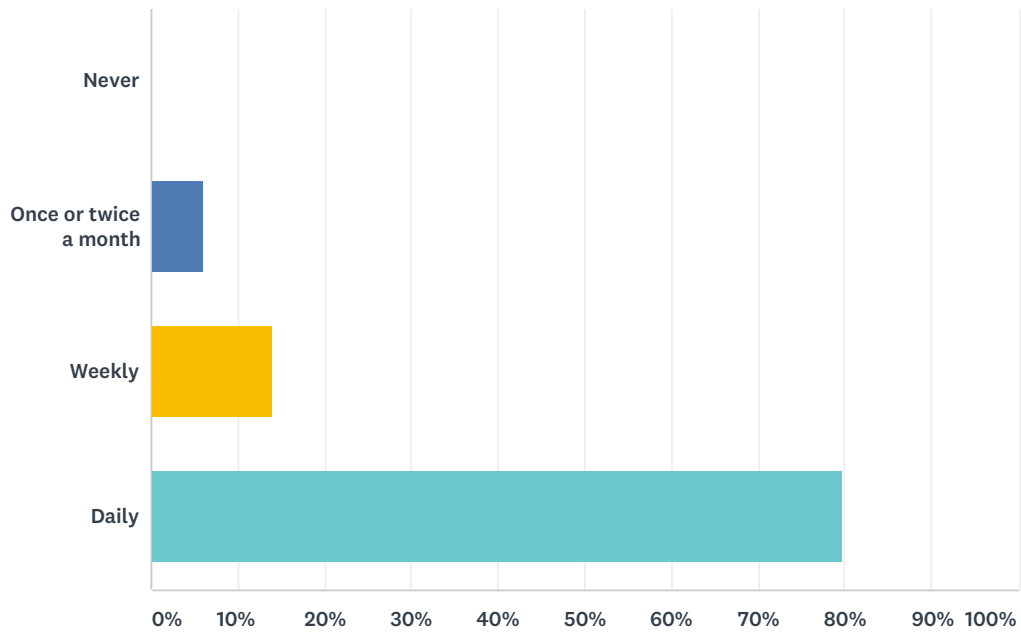
Answered: 156 Skipped: 38



ANSWER CHOICES	RESPONSES	
Never	8.33%	13
Monthly	40.38%	63
Weekly	33.33%	52
Daily	17.95%	28
TOTAL		156

Q15 How often do you have conversations with your child about what his or her class is learning at school?

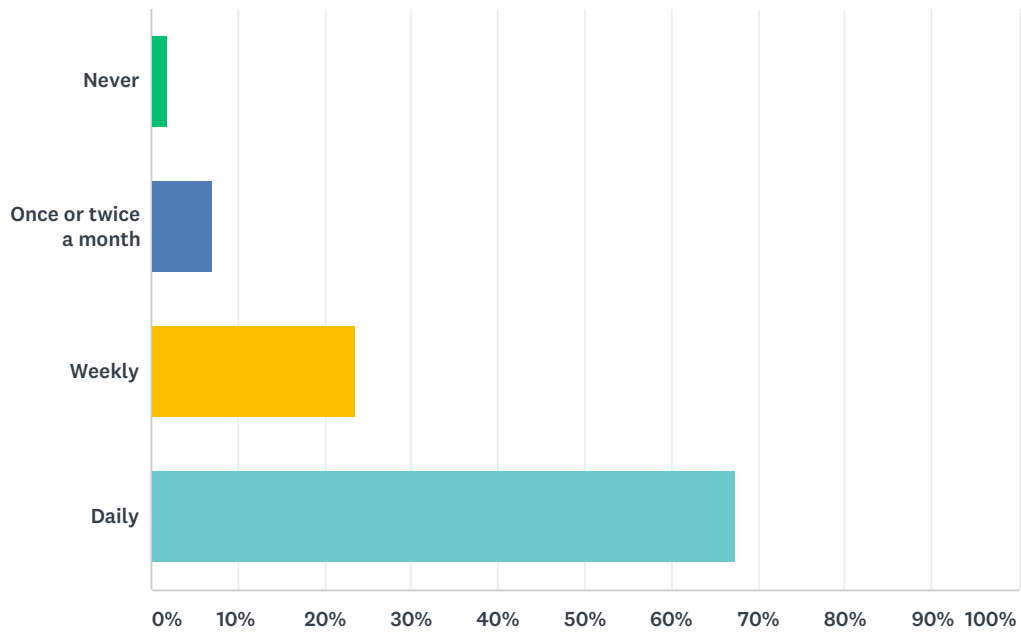
Answered: 163 Skipped: 31



ANSWER CHOICES	RESPONSES	
Never	0.00%	0
Once or twice a month	6.13%	10
Weekly	14.11%	23
Daily	79.75%	130
TOTAL		163

Q16 How often do you work with your child on homework or class assignments?

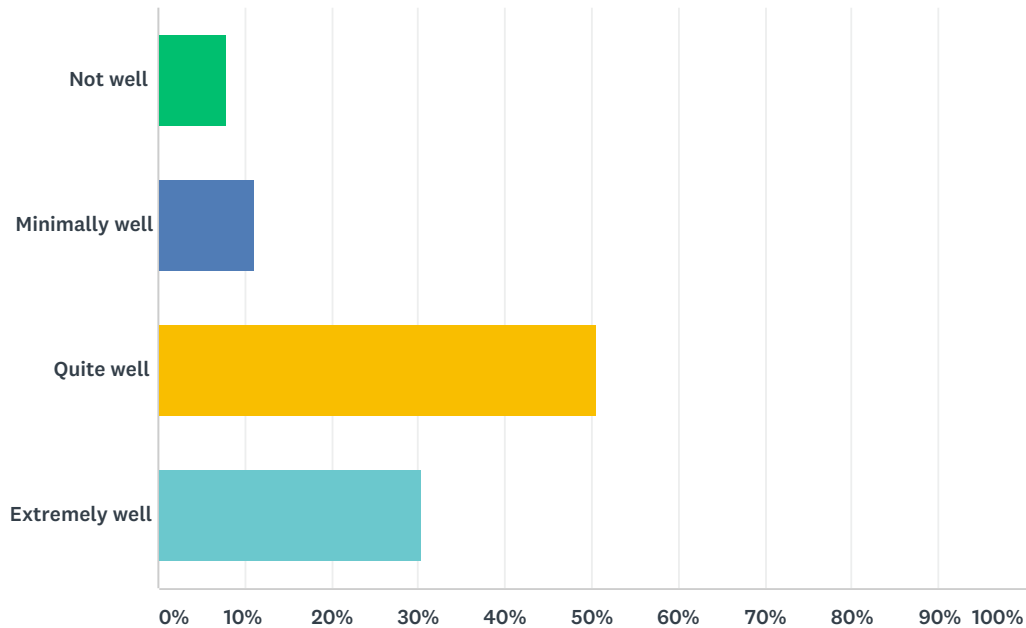
Answered: 156 Skipped: 38



ANSWER CHOICES	RESPONSES	
Never	1.92%	3
Once or twice a month	7.05%	11
Weekly	23.72%	37
Daily	67.31%	105
TOTAL		156

Q17 How well does school leadership foster an environment in which staff, parents, and the community work together to improve student achievement?

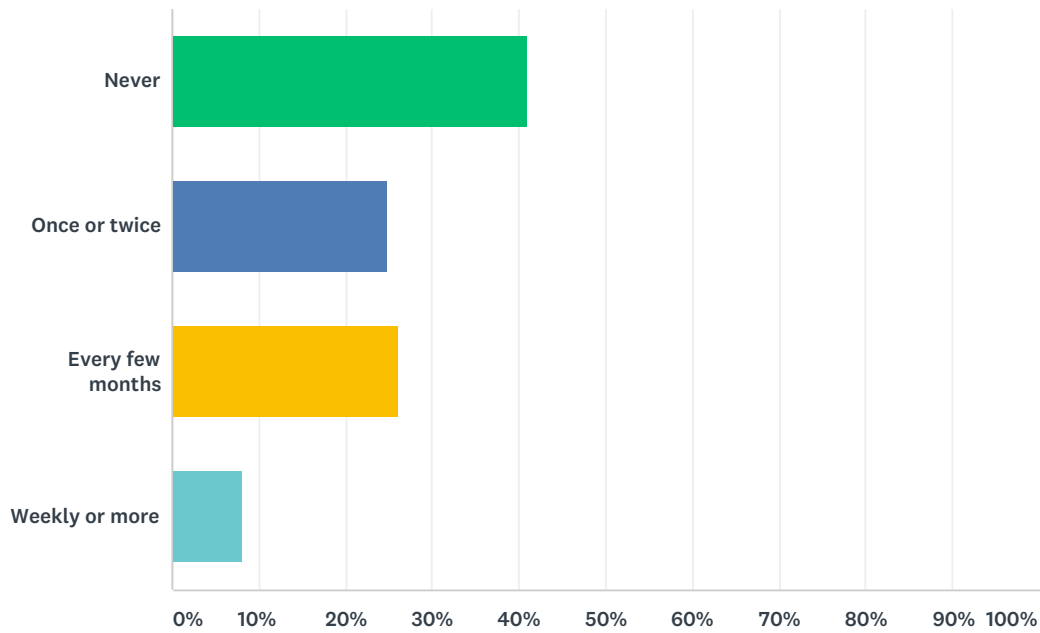
Answered: 162 Skipped: 32



ANSWER CHOICES	RESPONSES	
Not well	8.02%	13
Minimally well	11.11%	18
Quite well	50.62%	82
Extremely well	30.25%	49
TOTAL		162

Q18 In the past year, how often have you participated in classroom activities during the school day?

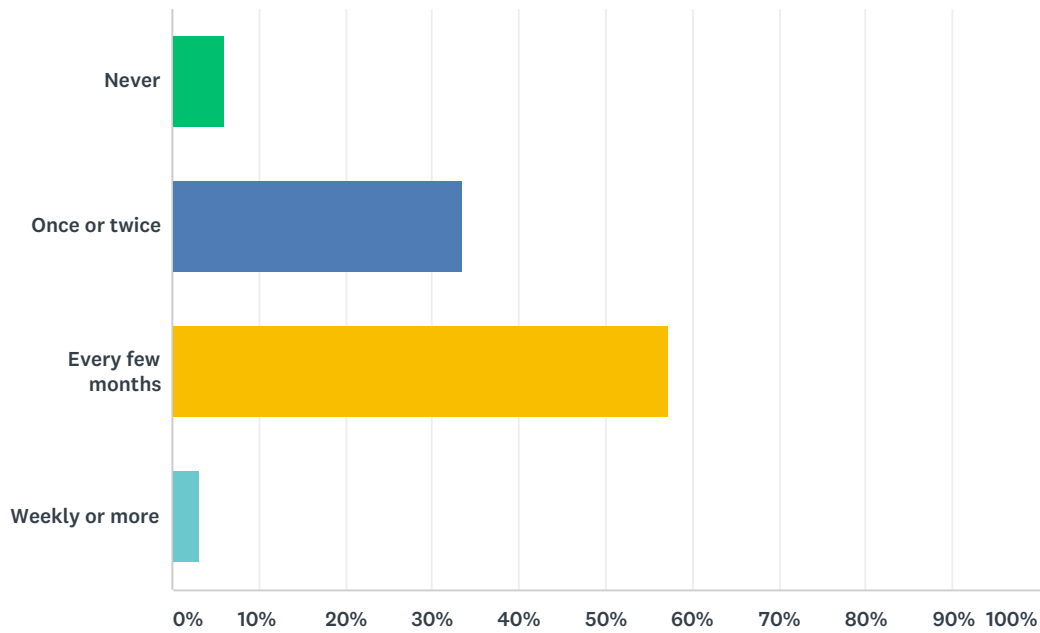
Answered: 161 Skipped: 33



ANSWER CHOICES	RESPONSES	
Never	40.99%	66
Once or twice	24.84%	40
Every few months	26.09%	42
Weekly or more	8.07%	13
TOTAL		161

Q19 In the past year, how often did you attend a parent meeting or event at your child's school that supported your child's academic success?

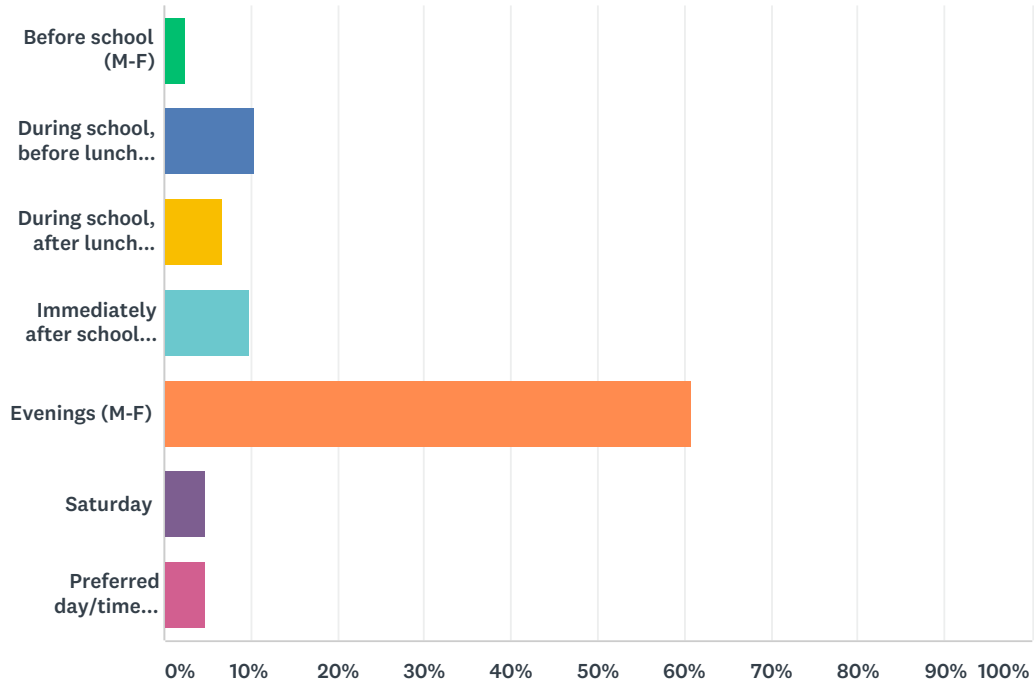
Answered: 164 Skipped: 30



ANSWER CHOICES	RESPONSES	
Never	6.10%	10
Once or twice	33.54%	55
Every few months	57.32%	94
Weekly or more	3.05%	5
TOTAL		164

Q20 When is the best time for you to attend a school event for families?

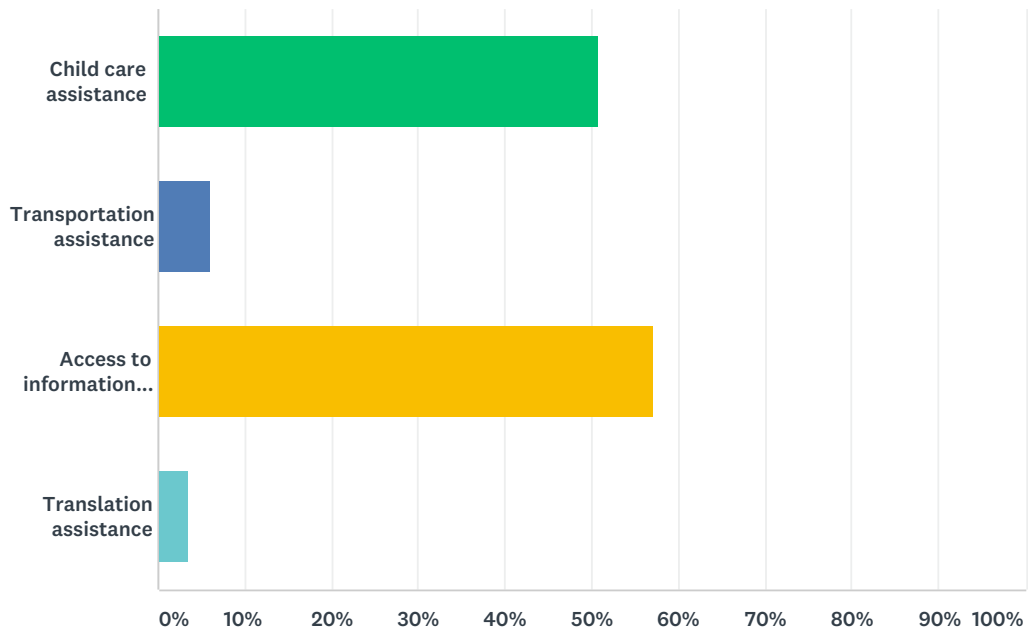
Answered: 164 Skipped: 30



ANSWER CHOICES	RESPONSES	
Before school (M-F)	2.44%	4
During school, before lunch (M-F)	10.37%	17
During school, after lunch (M-F)	6.71%	11
Immediately after school (M-F)	9.76%	16
Evenings (M-F)	60.98%	100
Saturday	4.88%	8
Preferred day/time (please indicate)	4.88%	8
TOTAL		164

Q21 Which of the following would enable you to participate in parent meetings and school activities? (check all that apply)

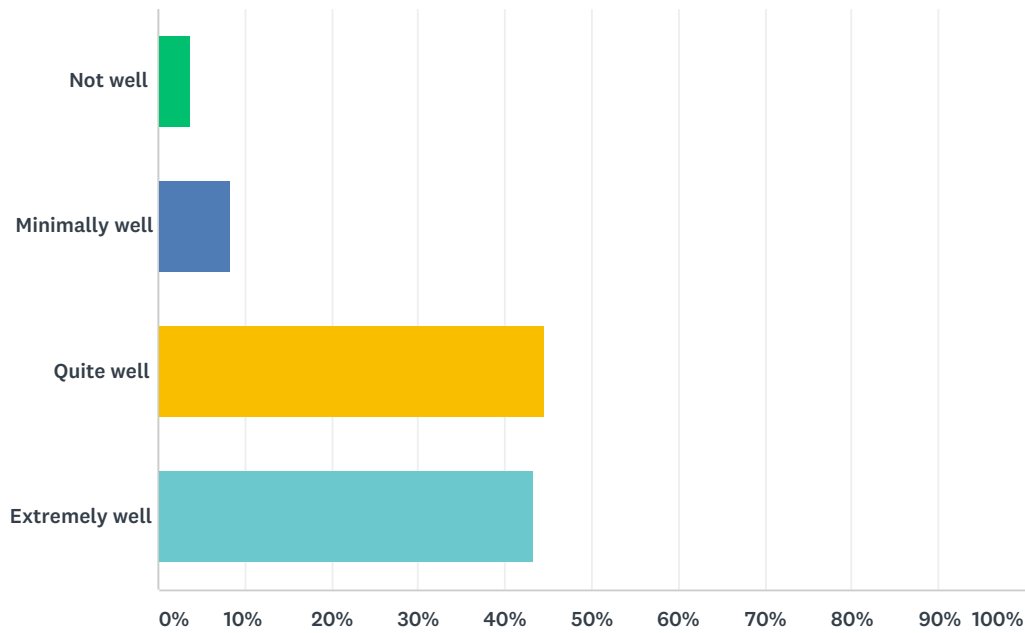
Answered: 114 Skipped: 80



ANSWER CHOICES	RESPONSES
Child care assistance	50.88% 58
Transportation assistance	6.14% 7
Access to information online	57.02% 65
Translation assistance	3.51% 4
Total Respondents: 114	

Q22 How well do you feel the school creates a welcoming environment for families?

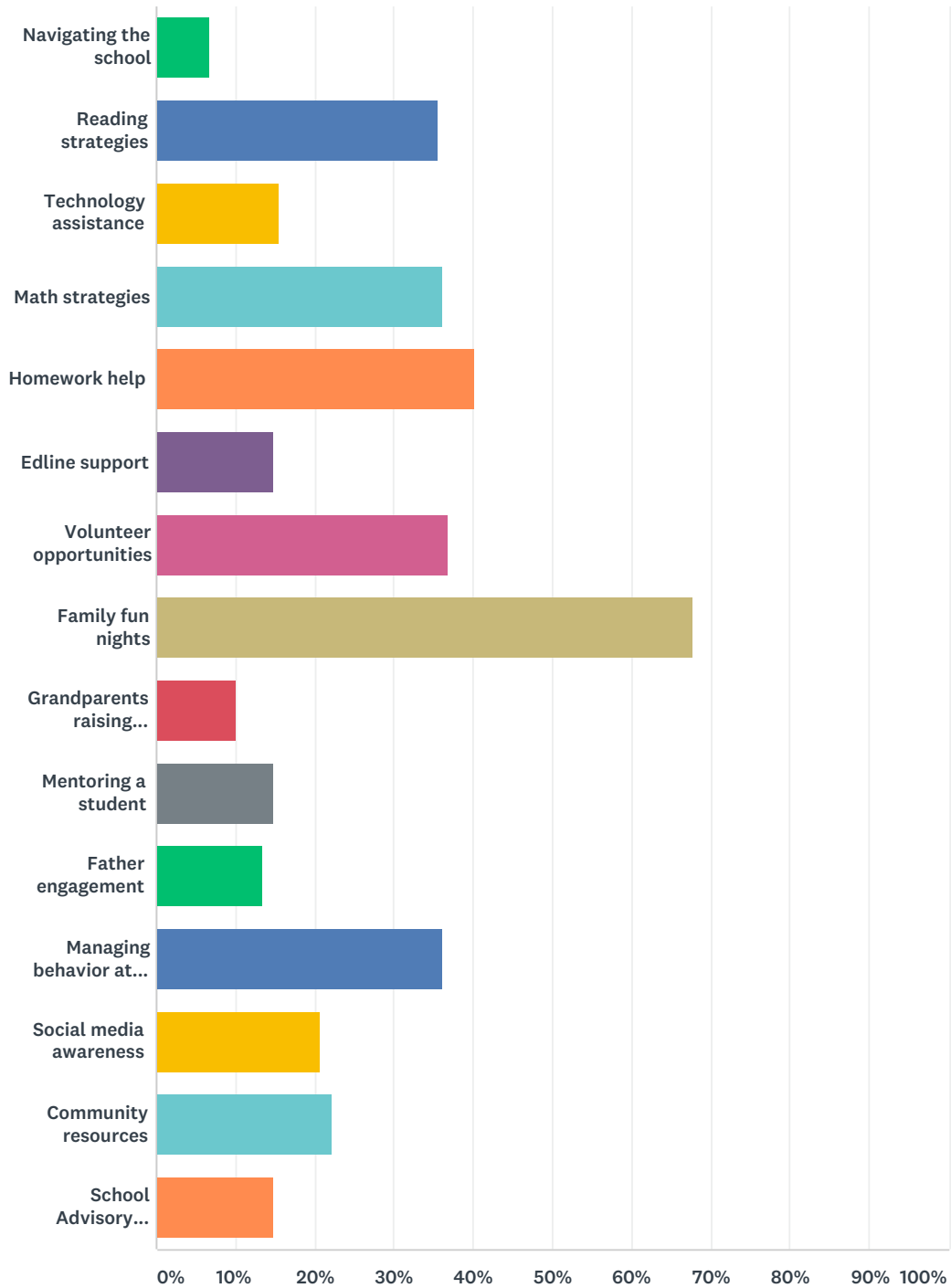
Answered: 157 Skipped: 37



ANSWER CHOICES	RESPONSES
Not well	3.82% 6
Minimally well	8.28% 13
Quite well	44.59% 70
Extremely well	43.31% 68
TOTAL	157

Q23 Which of the following informational meetings and activities would you participate in or attend?

Answered: 149 Skipped: 45



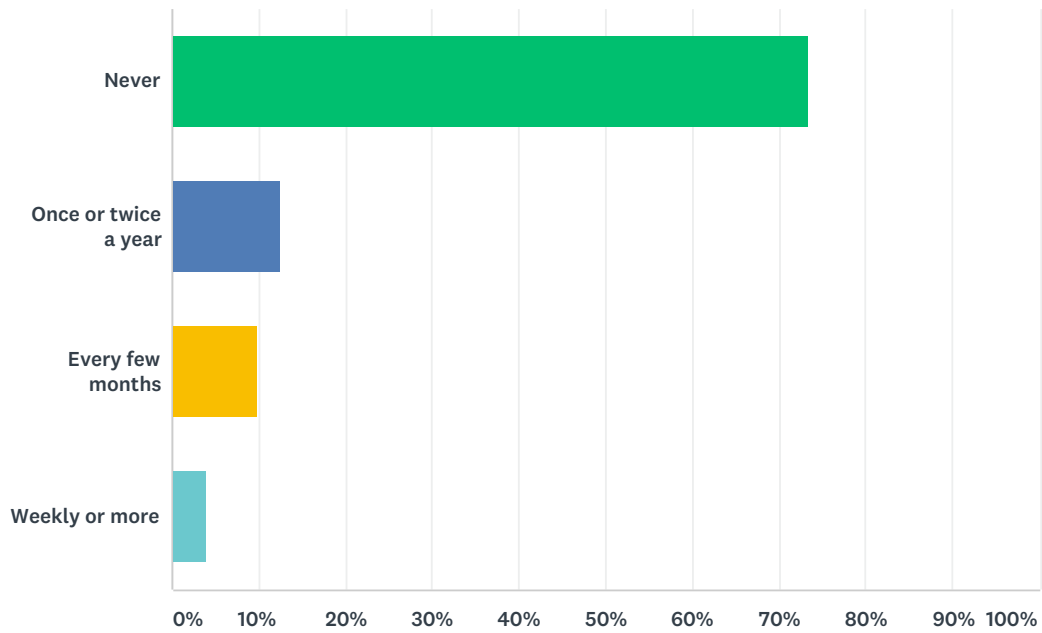
ANSWER CHOICES	RESPONSES	
Navigating the school	6.71%	10
Reading strategies	35.57%	53

Brevard Public Schools Elementary Parent Survey 2017-2018

Technology assistance	15.44%	23
Math strategies	36.24%	54
Homework help	40.27%	60
Edline support	14.77%	22
Volunteer opportunities	36.91%	55
Family fun nights	67.79%	101
Grandparents raising grandchildren	10.07%	15
Mentoring a student	14.77%	22
Father engagement	13.42%	20
Managing behavior at home	36.24%	54
Social media awareness	20.81%	31
Community resources	22.15%	33
School Advisory Council (SAC) or Parent-Teacher Organization (PTO/PTA)	14.77%	22
Total Respondents: 149		

Q24 How often do you work with other parents at your child's school to plan and carry out school activities?

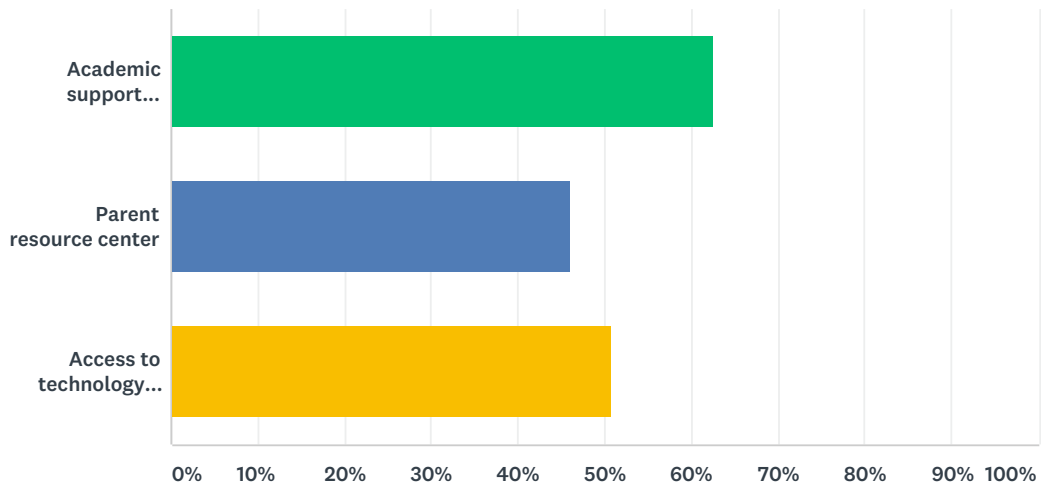
Answered: 151 Skipped: 43



ANSWER CHOICES	RESPONSES	
Never	73.51%	111
Once or twice a year	12.58%	19
Every few months	9.93%	15
Weekly or more	3.97%	6
TOTAL		151

Q25 What types of family engagement resources would you use if they were provided at your school?

Answered: 128 Skipped: 66



ANSWER CHOICES	RESPONSES	
Academic support materials for families	62.50%	80
Parent resource center	46.09%	59
Access to technology resources to support family engagement	50.78%	65
Total Respondents: 128		

Q26 What do you feel is working well at your child's school? (this is your chance to brag about your school and share what you like about it!)

Answered: 94 Skipped: 100

Q27 What do you feel is not working, difficult, and/or needs improvement at your child's school? (This is your chance to tell us what you would like to see changed.)

Answered: 91 Skipped: 103