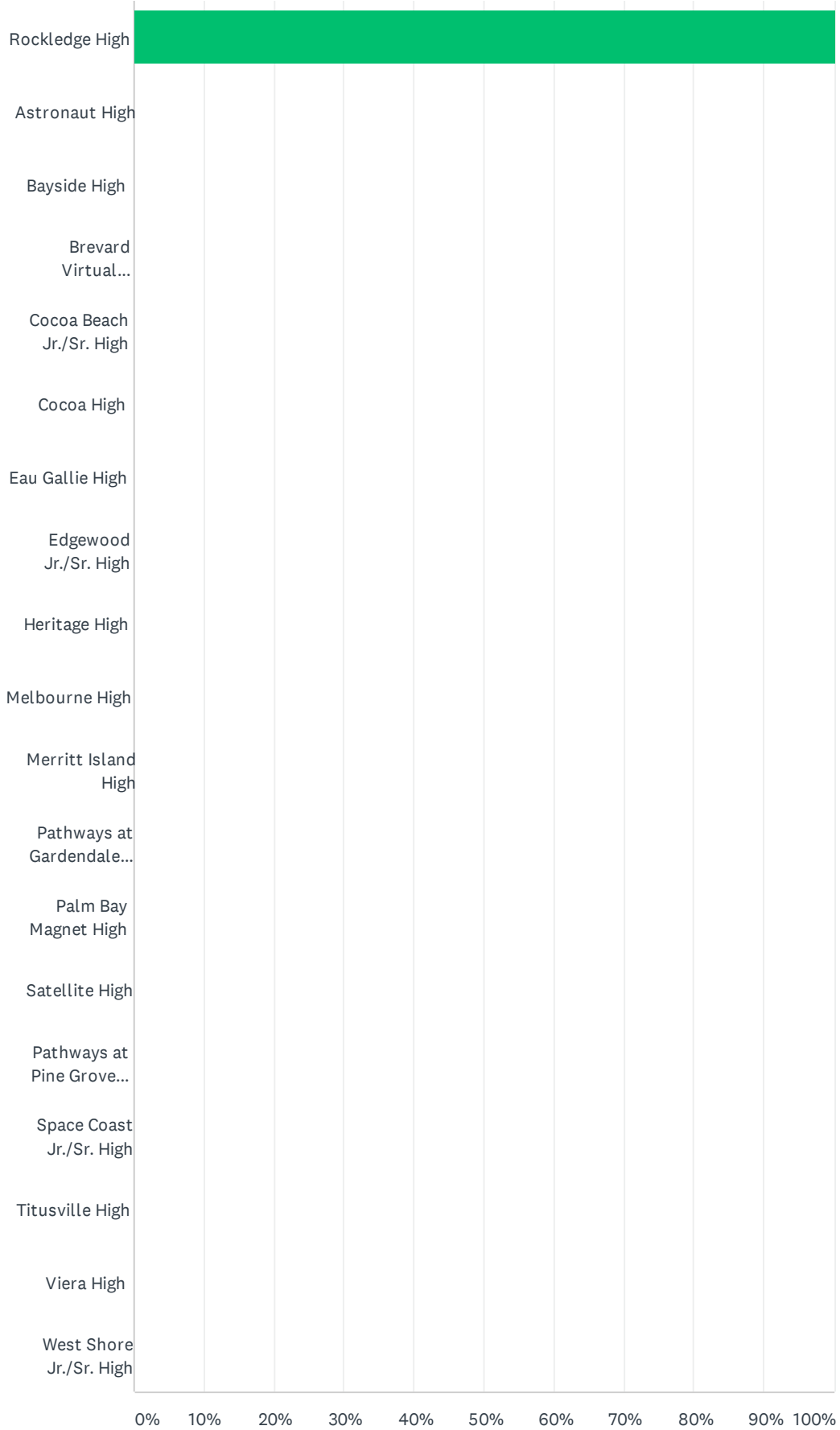


Q1 What school does your child attend?

Answered: 272 Skipped: 0

Brevard Public Schools High School Parent Survey 2019-2020

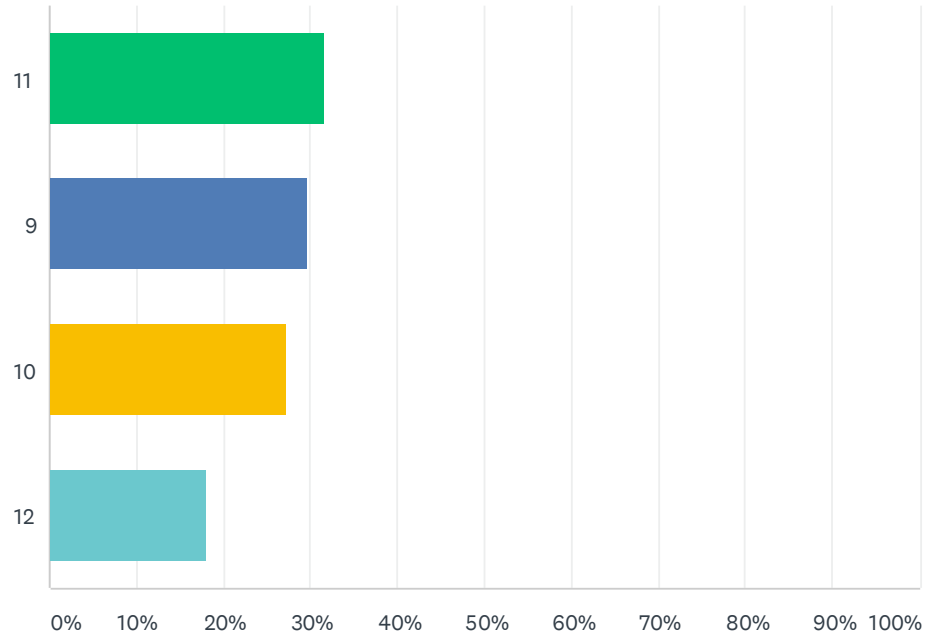


Brevard Public Schools High School Parent Survey 2019-2020

ANSWER CHOICES	RESPONSES	
Rockledge High	100.00%	272
Astronaut High	0.00%	0
Bayside High	0.00%	0
Brevard Virtual Instruction Program (BVIP)	0.00%	0
Cocoa Beach Jr./Sr. High	0.00%	0
Cocoa High	0.00%	0
Eau Gallie High	0.00%	0
Edgewood Jr./Sr. High	0.00%	0
Heritage High	0.00%	0
Melbourne High	0.00%	0
Merritt Island High	0.00%	0
Pathways at Gardendale (North/Central Area Alternative Center)	0.00%	0
Palm Bay Magnet High	0.00%	0
Satellite High	0.00%	0
Pathways at Pine Grove (South Area Alternative Center)	0.00%	0
Space Coast Jr./Sr. High	0.00%	0
Titusville High	0.00%	0
Viera High	0.00%	0
West Shore Jr./Sr. High	0.00%	0
TOTAL		272

Q2 What is your child's current grade level?

Answered: 272 Skipped: 0

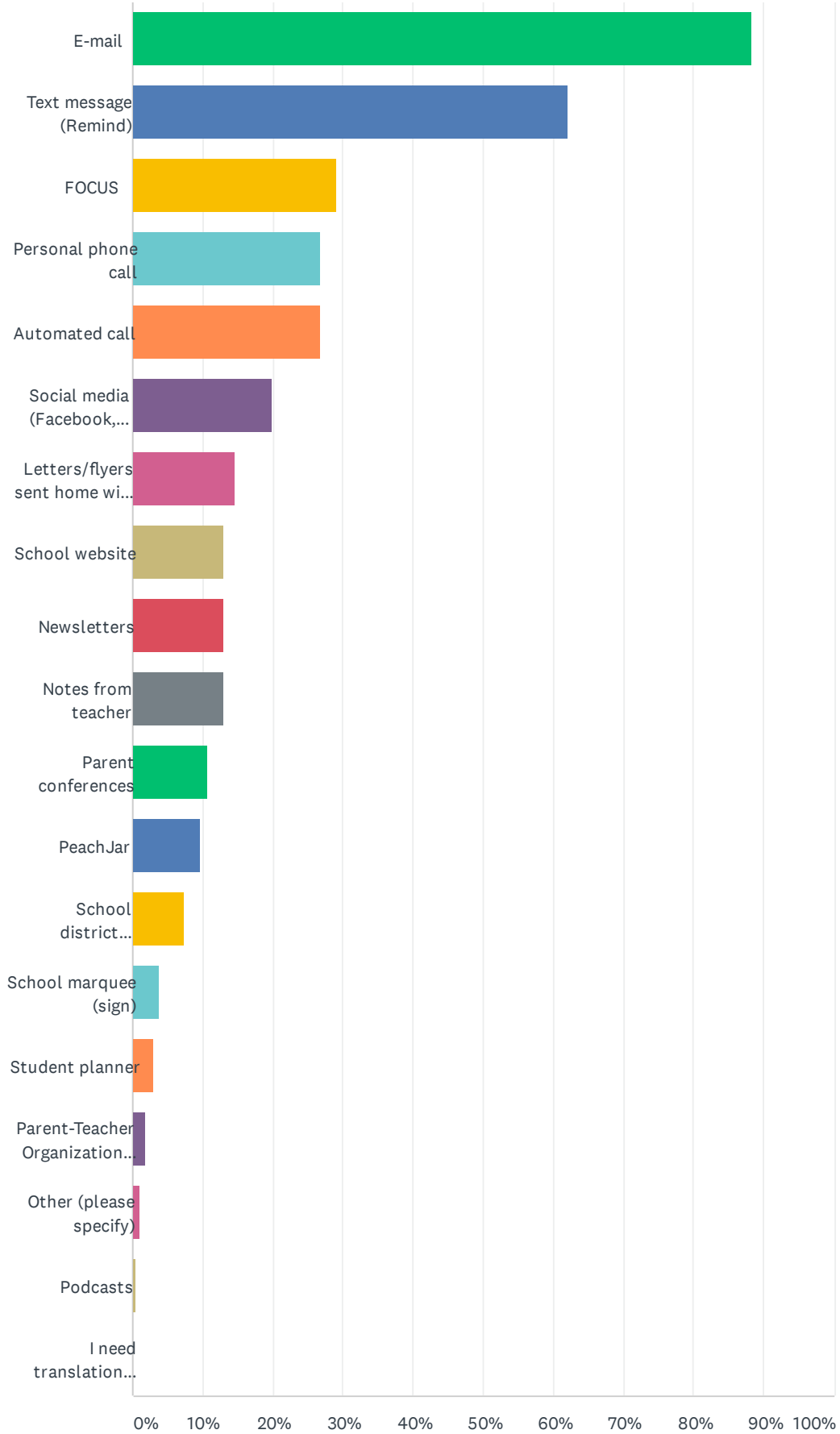


ANSWER CHOICES	RESPONSES	
11	31.62%	86
9	29.78%	81
10	27.21%	74
12	18.01%	49
Total Respondents: 272		

Q3 What is the best way for us to get important information regarding school events or your child's progress to you? (Check all that apply)

Answered: 272 Skipped: 0

Brevard Public Schools High School Parent Survey 2019-2020

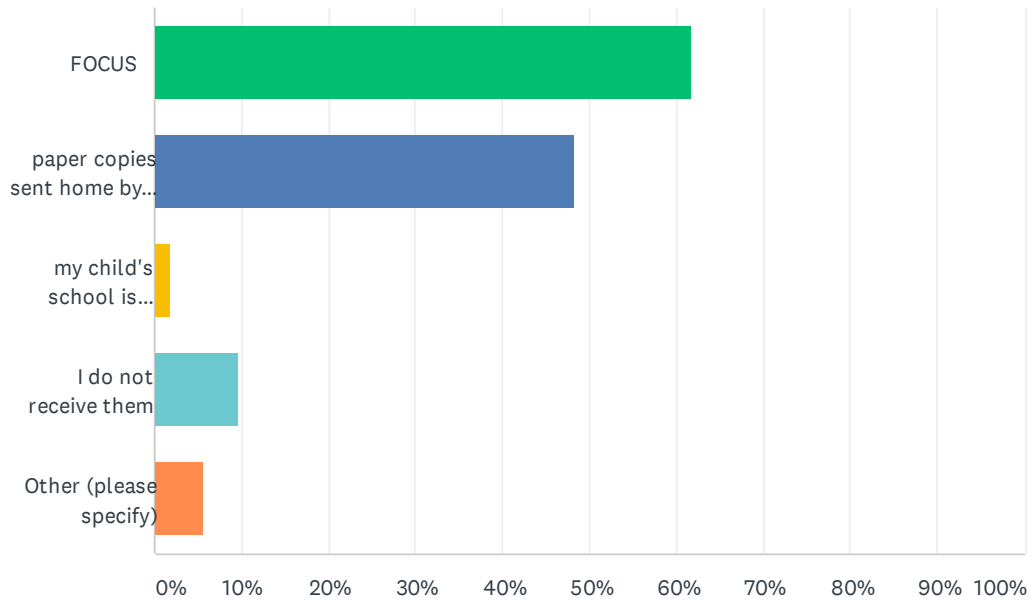


Brevard Public Schools High School Parent Survey 2019-2020

ANSWER CHOICES	RESPONSES	
E-mail	88.24%	240
Text message (Remind)	62.13%	169
FOCUS	29.04%	79
Personal phone call	26.84%	73
Automated call	26.84%	73
Social media (Facebook, Twitter)	19.85%	54
Letters/flyers sent home with students	14.71%	40
School website	12.87%	35
Newsletters	12.87%	35
Notes from teacher	12.87%	35
Parent conferences	10.66%	29
PeachJar	9.56%	26
School district website	7.35%	20
School marquee (sign)	3.68%	10
Student planner	2.94%	8
Parent-Teacher Organization (PTO/PTA)	1.84%	5
Other (please specify)	1.10%	3
Podcasts	0.37%	1
I need translation assistance	0.00%	0
Total Respondents: 272		

Q4 How do you receive interim reports and report cards?

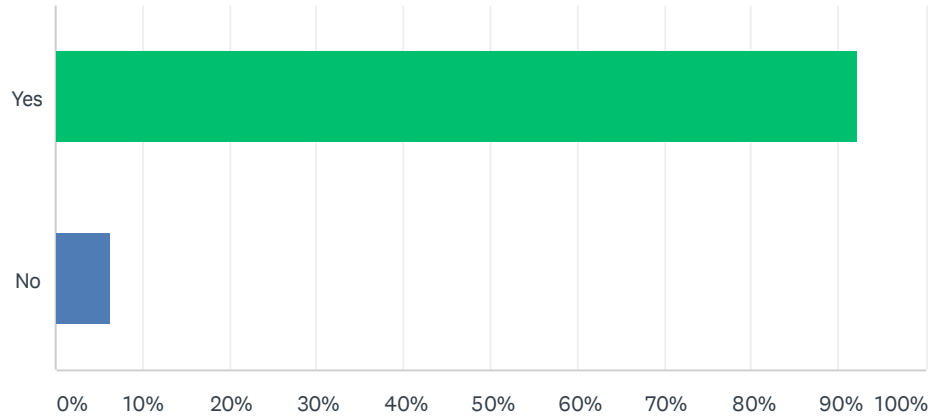
Answered: 269 Skipped: 3



ANSWER CHOICES	RESPONSES
FOCUS	61.71% 166
paper copies sent home by the school	48.33% 130
my child's school is paperless	1.86% 5
I do not receive them	9.67% 26
Other (please specify)	5.58% 15
Total Respondents: 269	

Q5 Do you feel welcome at your child's school?

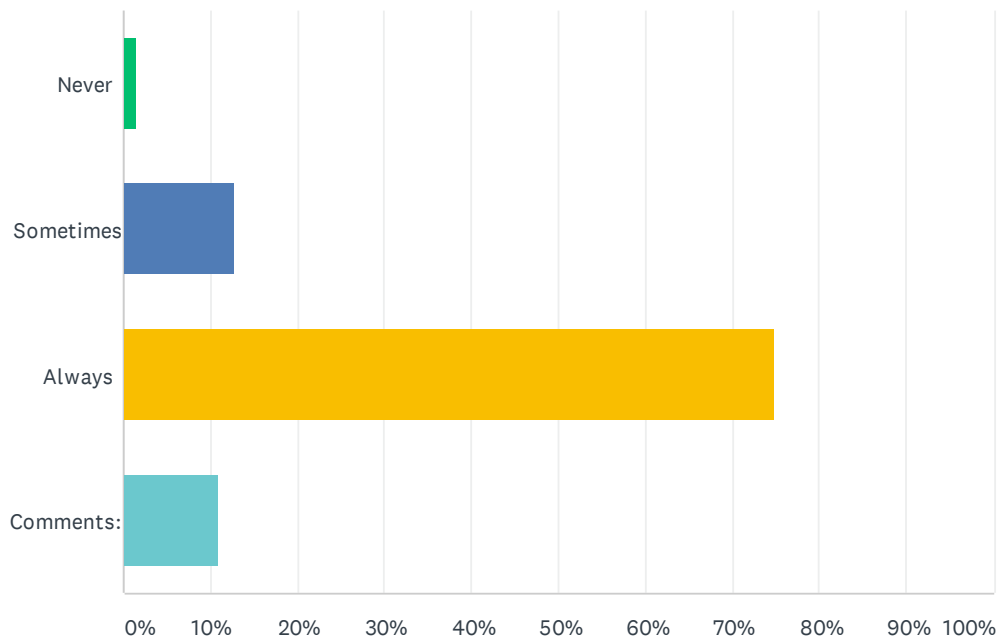
Answered: 258 Skipped: 14



ANSWER CHOICES	RESPONSES	
Yes	92.25%	238
No	6.20%	16
TOTAL		258

Q6 The office staff at my school is polite and is helpful in answering my questions or concerns.

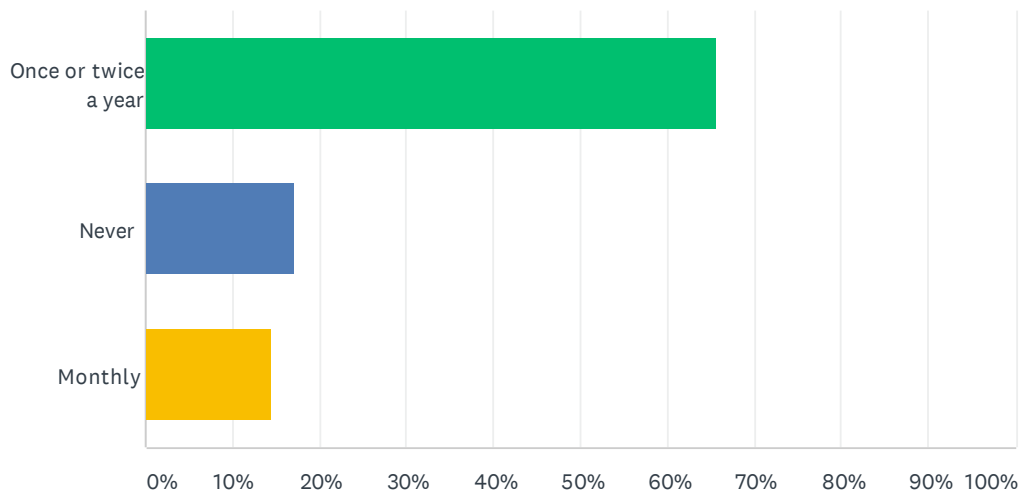
Answered: 259 Skipped: 13



ANSWER CHOICES	RESPONSES	
Never	1.54%	4
Sometimes	12.74%	33
Always	74.90%	194
Comments:	10.81%	28
TOTAL		259

Q7 In the past year, how often did you attend a parent meeting or event at your child's school that supported your child's academic success?

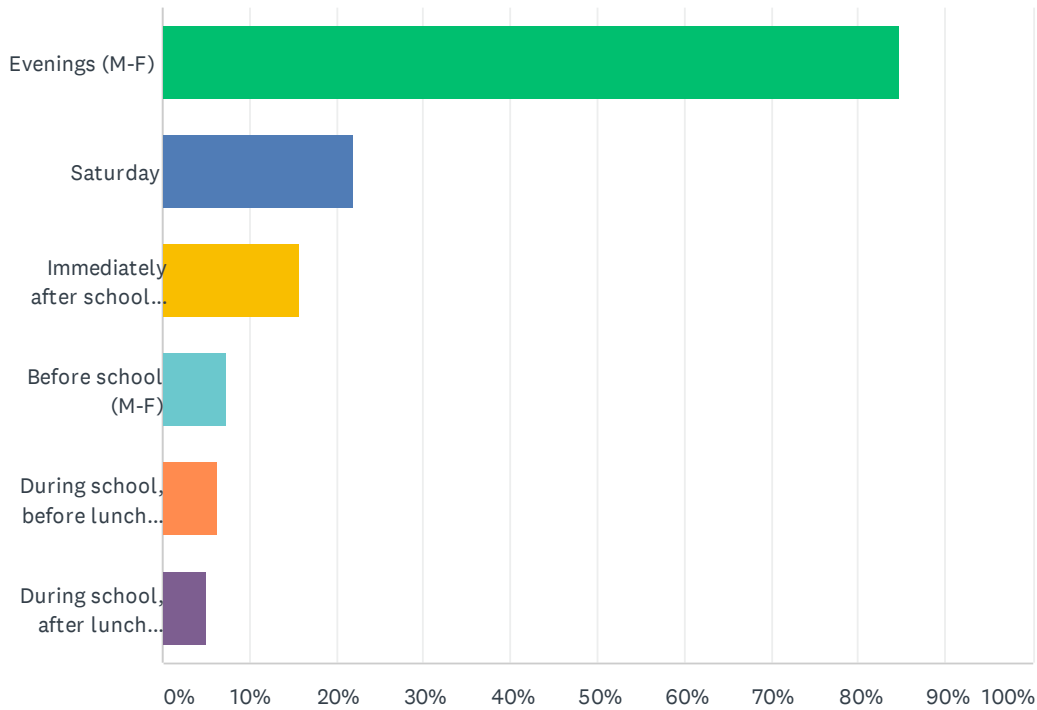
Answered: 256 Skipped: 16



ANSWER CHOICES	RESPONSES	
Once or twice a year	65.63%	168
Never	17.19%	44
Monthly	14.45%	37
TOTAL		256

Q8 When is the best time for you to attend a school event for families?

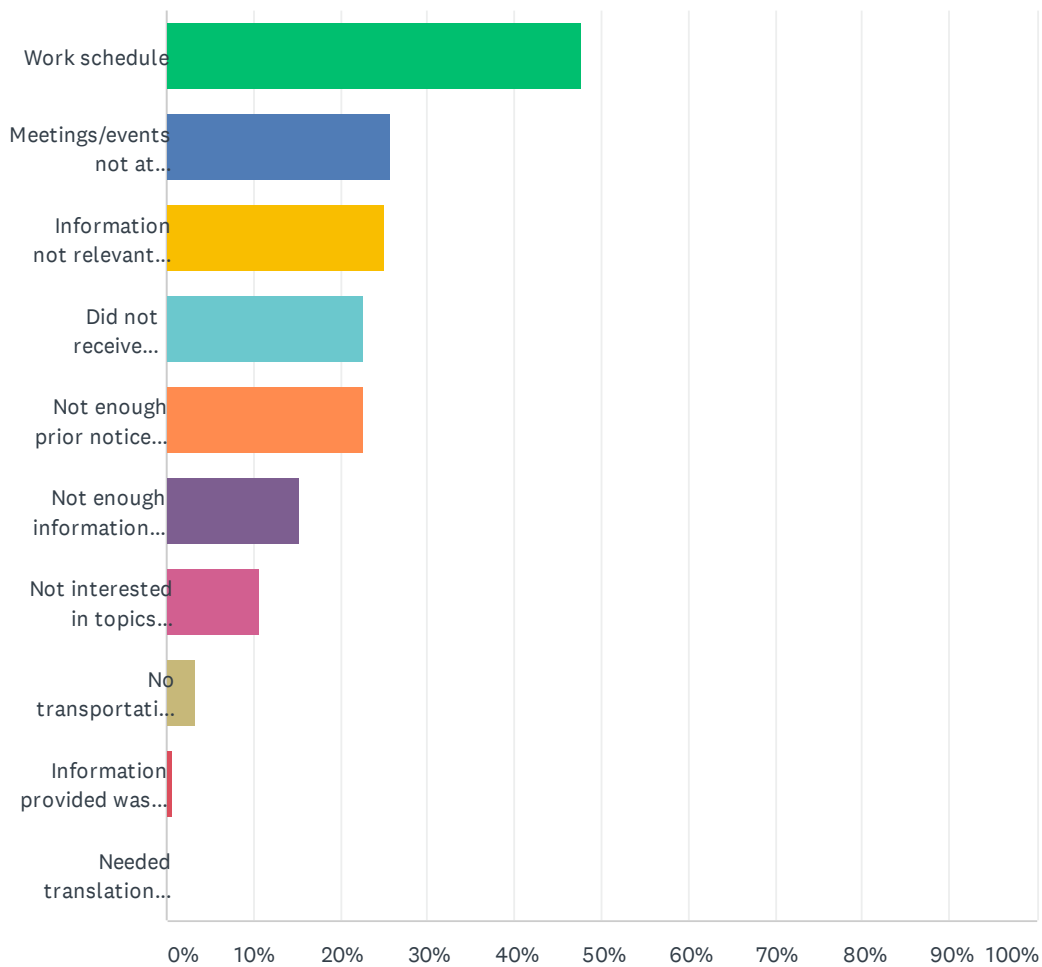
Answered: 256 Skipped: 16



ANSWER CHOICES	RESPONSES	
Evenings (M-F)	84.77%	217
Saturday	21.88%	56
Immediately after school (M-F)	15.63%	40
Before school (M-F)	7.42%	19
During school, before lunch (M-F)	6.25%	16
During school, after lunch (M-F)	5.08%	13
Total Respondents: 256		

Q9 If you have not attended informational meetings or academic events, please share why. (Check all that apply)

Answered: 151 Skipped: 121

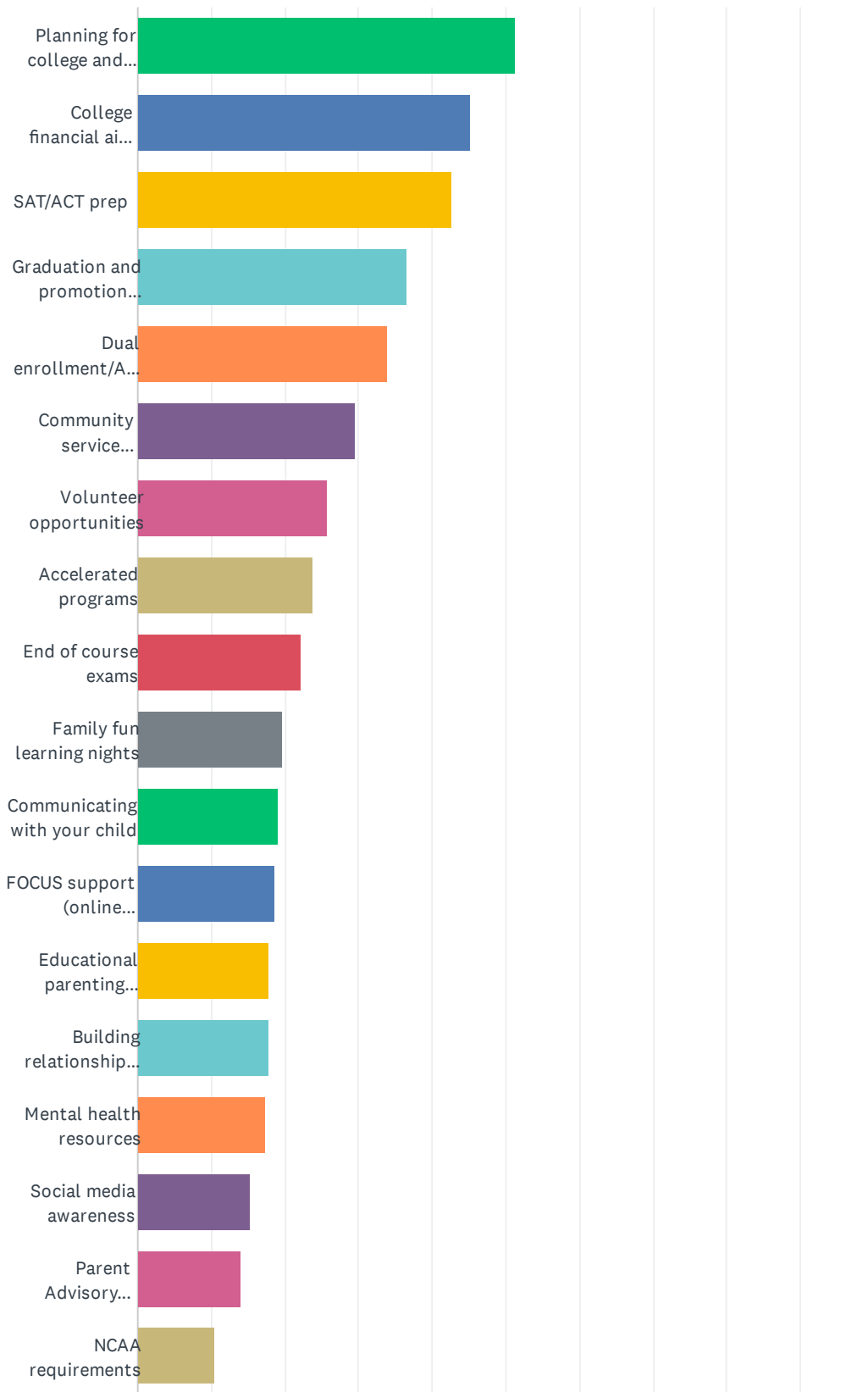


Brevard Public Schools High School Parent Survey 2019-2020

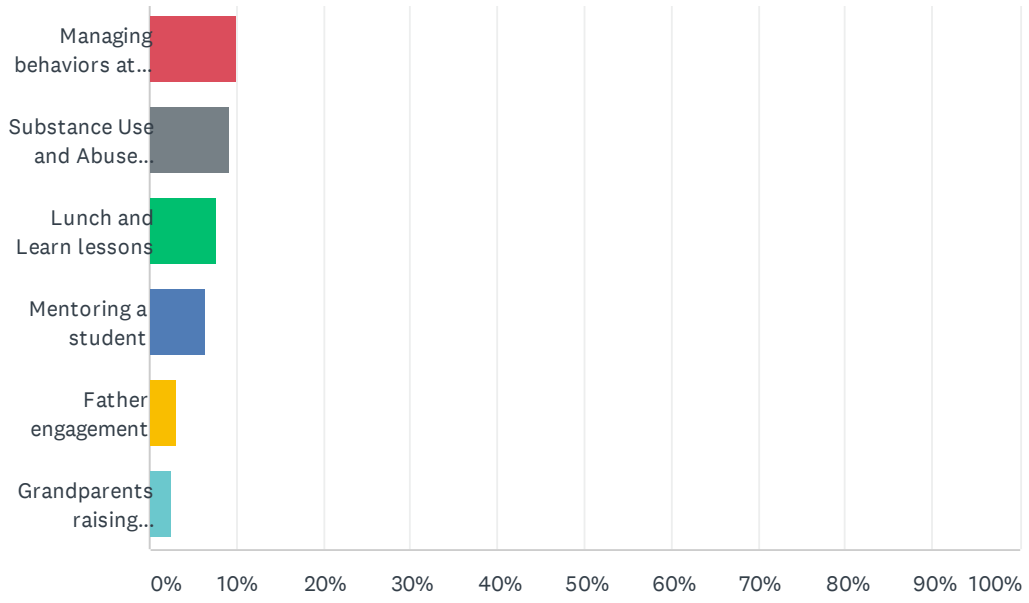
ANSWER CHOICES	RESPONSES	
Work schedule	47.68%	72
Meetings/events not at convenient times	25.83%	39
Information not relevant to me/my child	25.17%	38
Did not receive information about meetings/events	22.52%	34
Not enough prior notice provided	22.52%	34
Not enough information provided	15.23%	23
Not interested in topics presented	10.60%	16
No transportation to get to meetings/events	3.31%	5
Information provided was difficult to understand	0.66%	1
Needed translation services	0.00%	0
Total Respondents: 151		

Q10 Which of the following informational meetings and activities would you participate in or attend? (Check all that apply)

Answered: 230 Skipped: 42



Brevard Public Schools High School Parent Survey 2019-2020



Brevard Public Schools High School Parent Survey 2019-2020

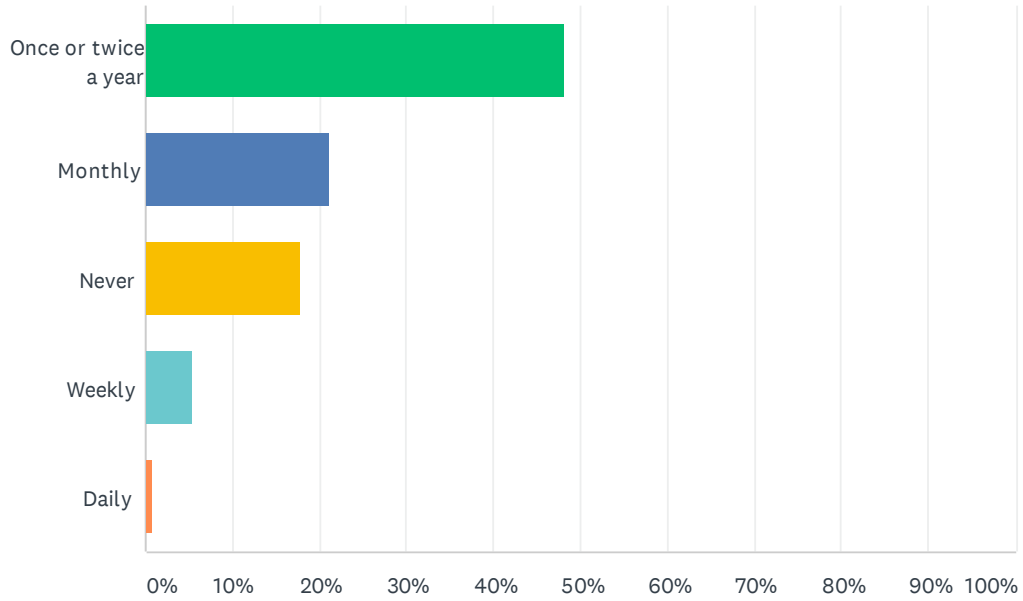
ANSWER CHOICES	RESPONSES	
Planning for college and career	51.30%	118
College financial aid (FASFA/Bright Futures/scholarships)	45.22%	104
SAT/ACT prep	42.61%	98
Graduation and promotion guidelines	36.52%	84
Dual enrollment/Advanced Placement courses	33.91%	78
Community service projects with staff/students	29.57%	68
Volunteer opportunities	25.65%	59
Accelerated programs	23.91%	55
End of course exams	22.17%	51
Family fun learning nights	19.57%	45
Communicating with your child	19.13%	44
FOCUS support (online gradebook, absences, teacher webpages)	18.70%	43
Educational parenting workshops/classes	17.83%	41
Building relationships with your child	17.83%	41
Mental health resources	17.39%	40
Social media awareness	15.22%	35
Parent Advisory Council/School Advisory Council (SAC)/Parent Teacher Organization (PTO)	13.91%	32
NCAA requirements	10.43%	24
Managing behaviors at home	10.00%	23
Substance Use and Abuse (alcohol, street drugs, vaping, prescription drugs)	9.13%	21
Lunch and Learn lessons	7.83%	18
Mentoring a student	6.52%	15
Father engagement	3.04%	7
Grandparents raising grandchildren	2.61%	6
Total Respondents: 230		

Q11 In what ways can family engagement be strengthened at your child's school?

Answered: 96 Skipped: 176

Q12 How often do you communicate with your child's teachers?

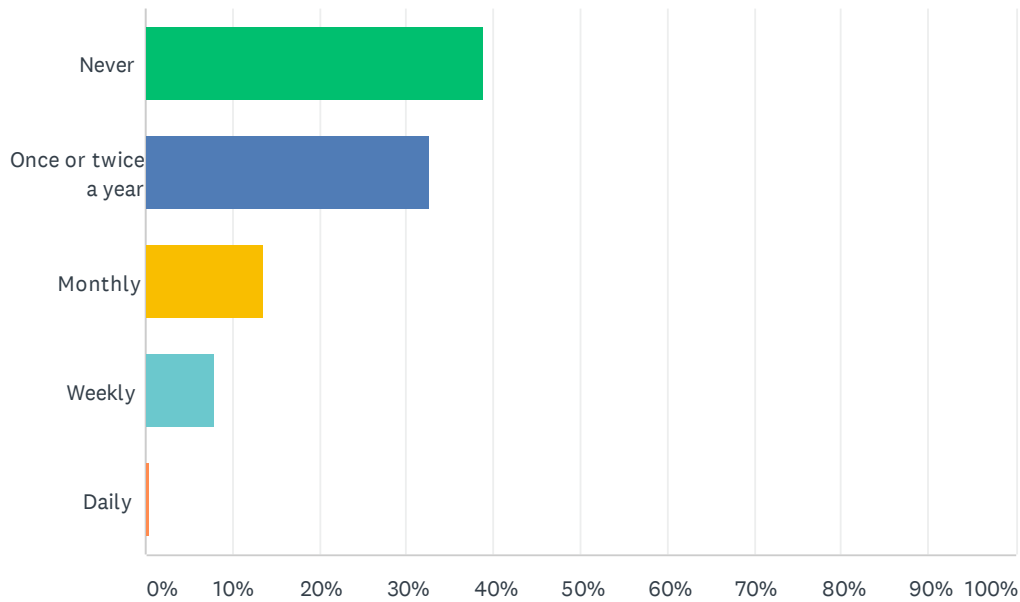
Answered: 237 Skipped: 35



ANSWER CHOICES	RESPONSES	
Once or twice a year	48.10%	114
Monthly	21.10%	50
Never	17.72%	42
Weekly	5.49%	13
Daily	0.84%	2
TOTAL		237

Q13 How often do your child's teachers communicate with you about your child's progress?

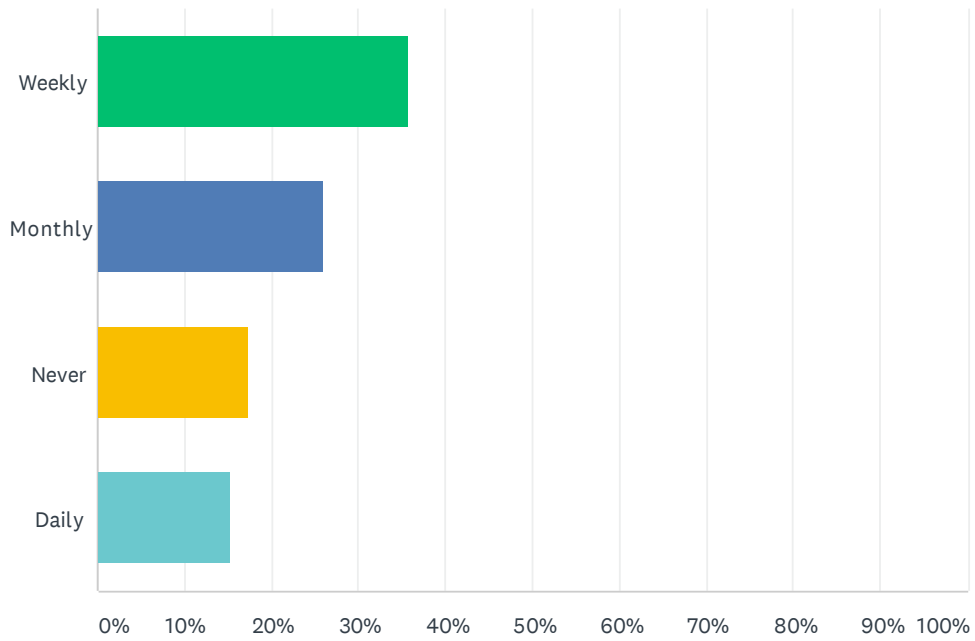
Answered: 236 Skipped: 36



ANSWER CHOICES	RESPONSES	
Never	38.98%	92
Once or twice a year	32.63%	77
Monthly	13.56%	32
Weekly	8.05%	19
Daily	0.42%	1
TOTAL		236

Q14 How often do you access your child's grades and attendance information through FOCUS?

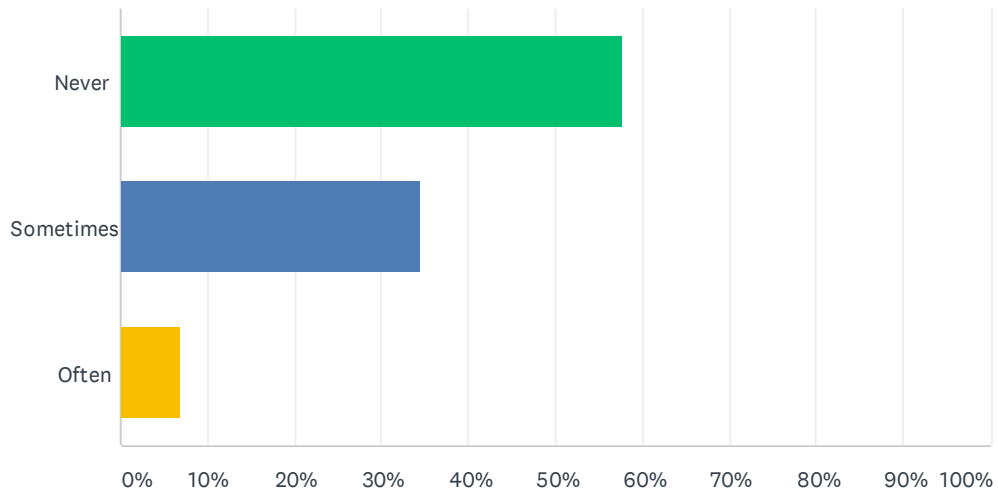
Answered: 235 Skipped: 37



ANSWER CHOICES	RESPONSES	
Weekly	35.74%	84
Monthly	25.96%	61
Never	17.45%	41
Daily	15.32%	36
TOTAL		235

Q15 How often does your child's school or teachers provide you with information about ways you can help your child's learning at home?

Answered: 234 Skipped: 38



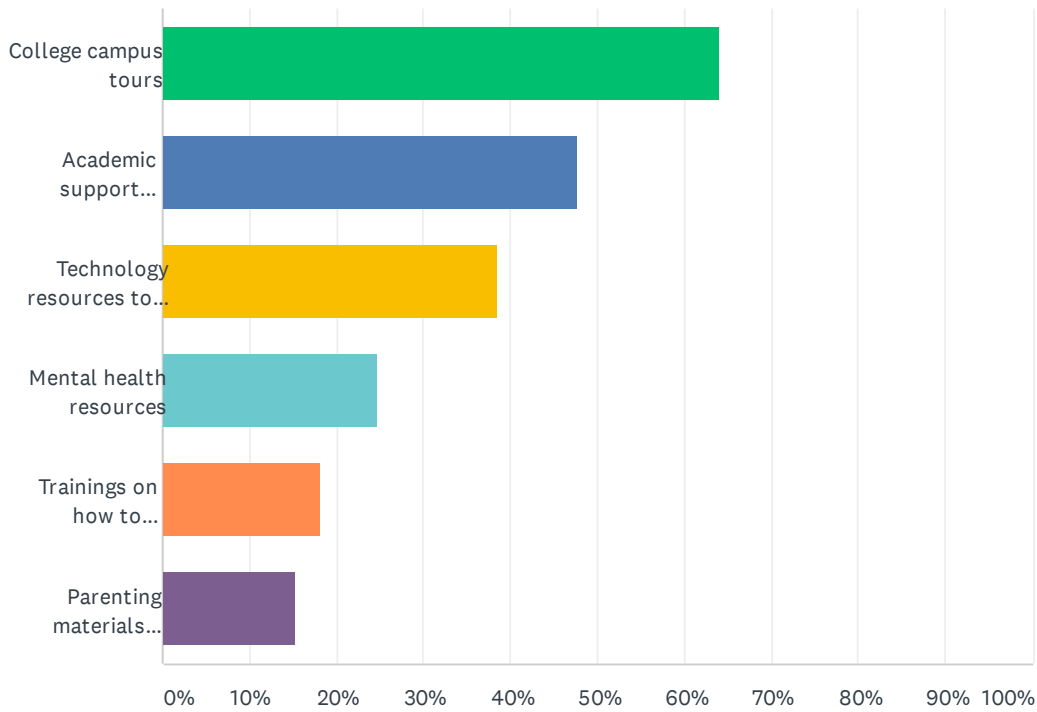
ANSWER CHOICES	RESPONSES	
Never	57.69%	135
Sometimes	34.62%	81
Often	6.84%	16
TOTAL		234

Q16 What can we do to support you to ensure your child graduates and receives a high school diploma?

Answered: 127 Skipped: 145

Q17 What types of family engagement resources would you use if they were provided at your school?

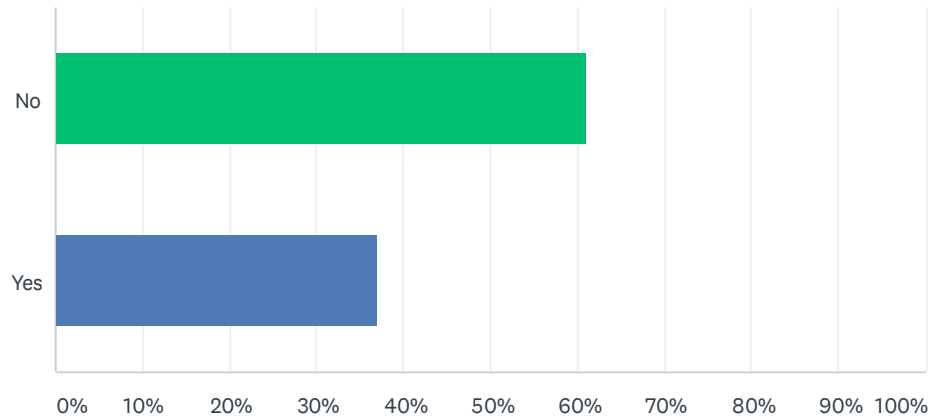
Answered: 203 Skipped: 69



ANSWER CHOICES	RESPONSES	
College campus tours	64.04%	130
Academic support materials for families to use at home	47.78%	97
Technology resources to support learning at home	38.42%	78
Mental health resources	24.63%	50
Trainings on how to participate in school decision-making committees	18.23%	37
Parenting materials (books and articles for check out)	15.27%	31
Total Respondents: 203		

Q18 Have you been given opportunities to provide input and feedback into school decisions (school improvement, Title I services, event planning, discipline)?

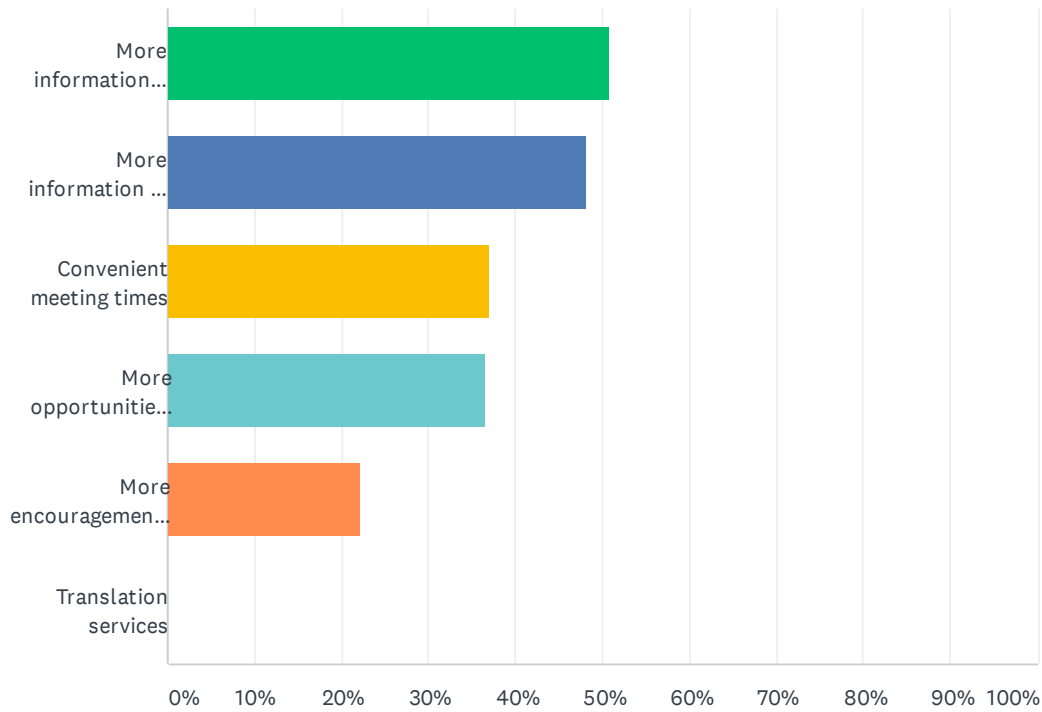
Answered: 219 Skipped: 53



ANSWER CHOICES	RESPONSES	
No	61.19%	134
Yes	36.99%	81
TOTAL		219

Q19 How could your school assist you in playing a more active role in school decision-making?

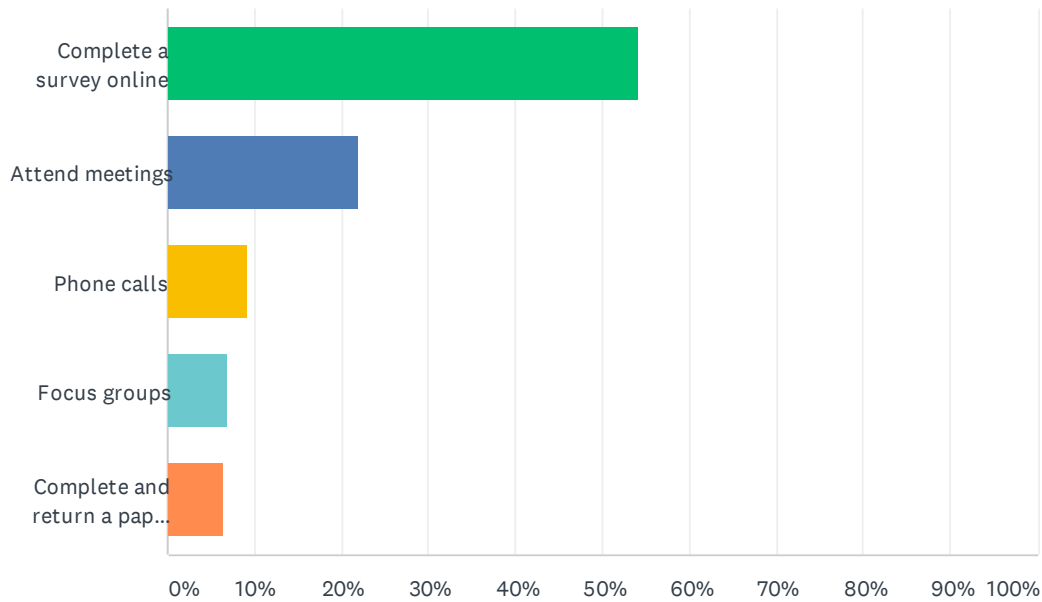
Answered: 189 Skipped: 83



ANSWER CHOICES	RESPONSES	
More information about school issues to be addressed	50.79%	96
More information on how to become engaged	48.15%	91
Convenient meeting times	37.04%	70
More opportunities to share my opinion about school issues	36.51%	69
More encouragement from the school to become engaged	22.22%	42
Translation services	0.00%	0
Total Respondents: 189		

Q20 What is the best way for you to provide input regarding your child's school?

Answered: 218 Skipped: 54



ANSWER CHOICES	RESPONSES	
Complete a survey online	54.13%	118
Attend meetings	22.02%	48
Phone calls	9.17%	20
Focus groups	6.88%	15
Complete and return a paper survey	6.42%	14
TOTAL		218

Q21 What do you feel is working well at your child's school? (This is your chance to brag about your school and share what you like about it!)

Answered: 134 Skipped: 138

Q22 What do you feel is not working, difficult, and/or needs improvement at your child's school? (This is your chance to tell us what you would like to see change.)

Answered: 138 Skipped: 134