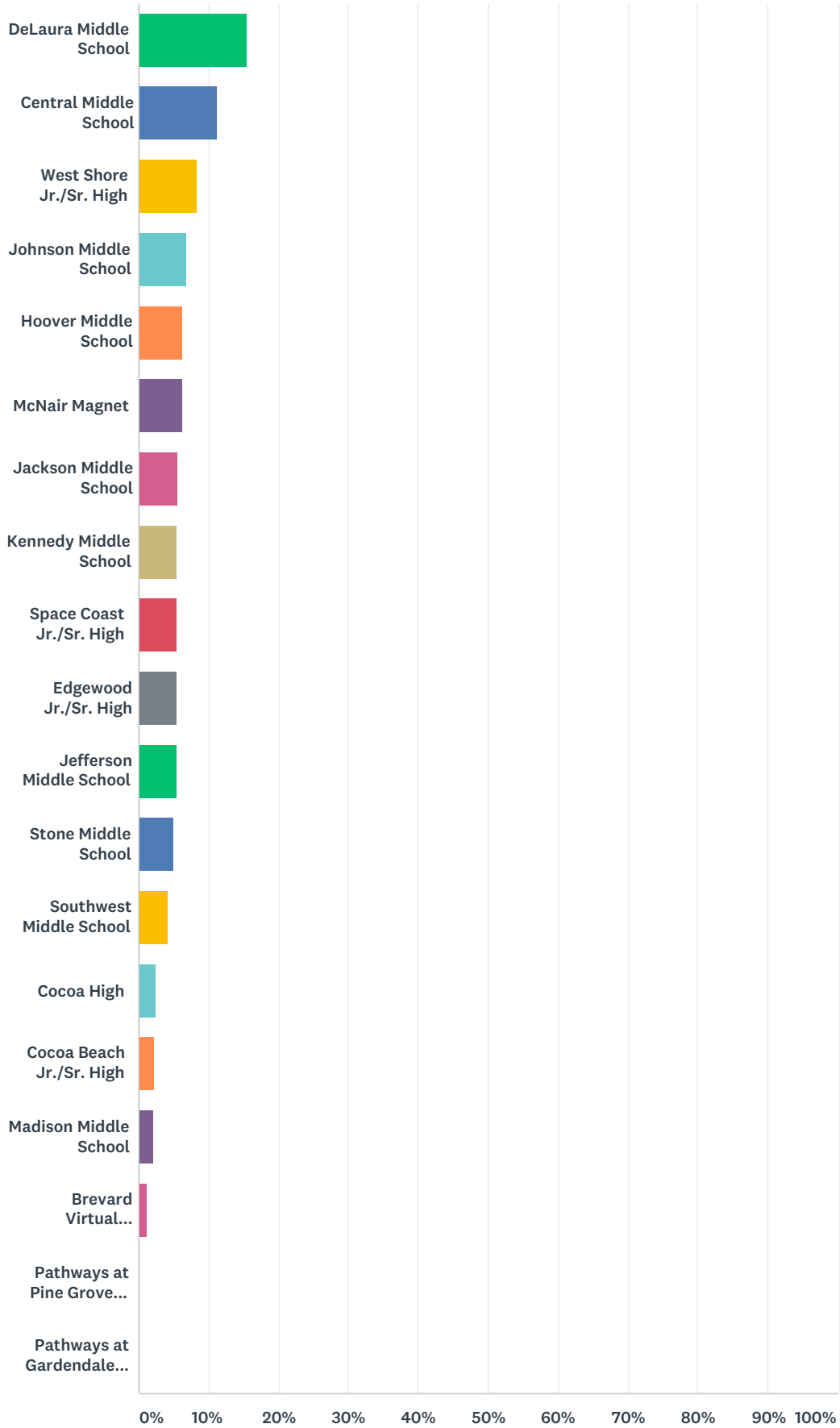


Q1 What school does your child attend?

Answered: 1,949 Skipped: 0

Brevard Public Schools Middle School Parent Survey 2018-2019



ANSWER CHOICES

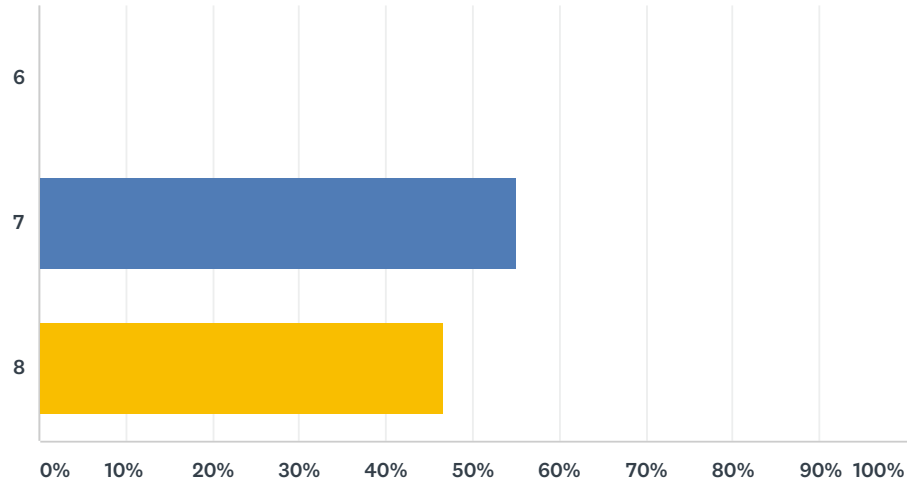
RESPONSES

Brevard Public Schools Middle School Parent Survey 2018-2019

DeLaura Middle School	15.55%	303
Central Middle School	11.34%	221
West Shore Jr./Sr. High	8.41%	164
Johnson Middle School	6.98%	136
Hoover Middle School	6.36%	124
McNair Magnet	6.31%	123
Jackson Middle School	5.70%	111
Kennedy Middle School	5.54%	108
Space Coast Jr./Sr. High	5.54%	108
Edgewood Jr./Sr. High	5.49%	107
Jefferson Middle School	5.44%	106
Stone Middle School	5.08%	99
Southwest Middle School	4.21%	82
Cocoa High	2.46%	48
Cocoa Beach Jr./Sr. High	2.21%	43
Madison Middle School	2.10%	41
Brevard Virtual Instruction Program (BVIP)	1.23%	24
Pathways at Pine Grove (South Area Alternative Center)	0.05%	1
Pathways at Gardendale (North/Central Area Alternative Center)	0.00%	0
TOTAL		1,949

Q2 What is your child's current grade level?

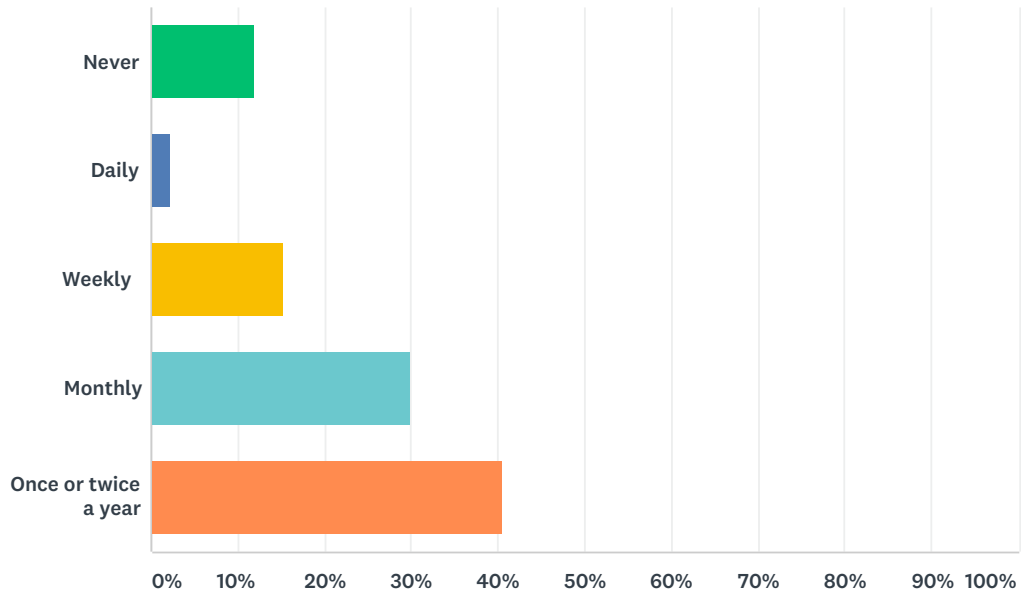
Answered: 1,949 Skipped: 0



ANSWER CHOICES	RESPONSES
6	0.00% 0
7	55.05% 1,073
8	46.74% 911
Total Respondents: 1,949	

Q3 How often do you communicate with your child's teachers?

Answered: 1,802 Skipped: 147

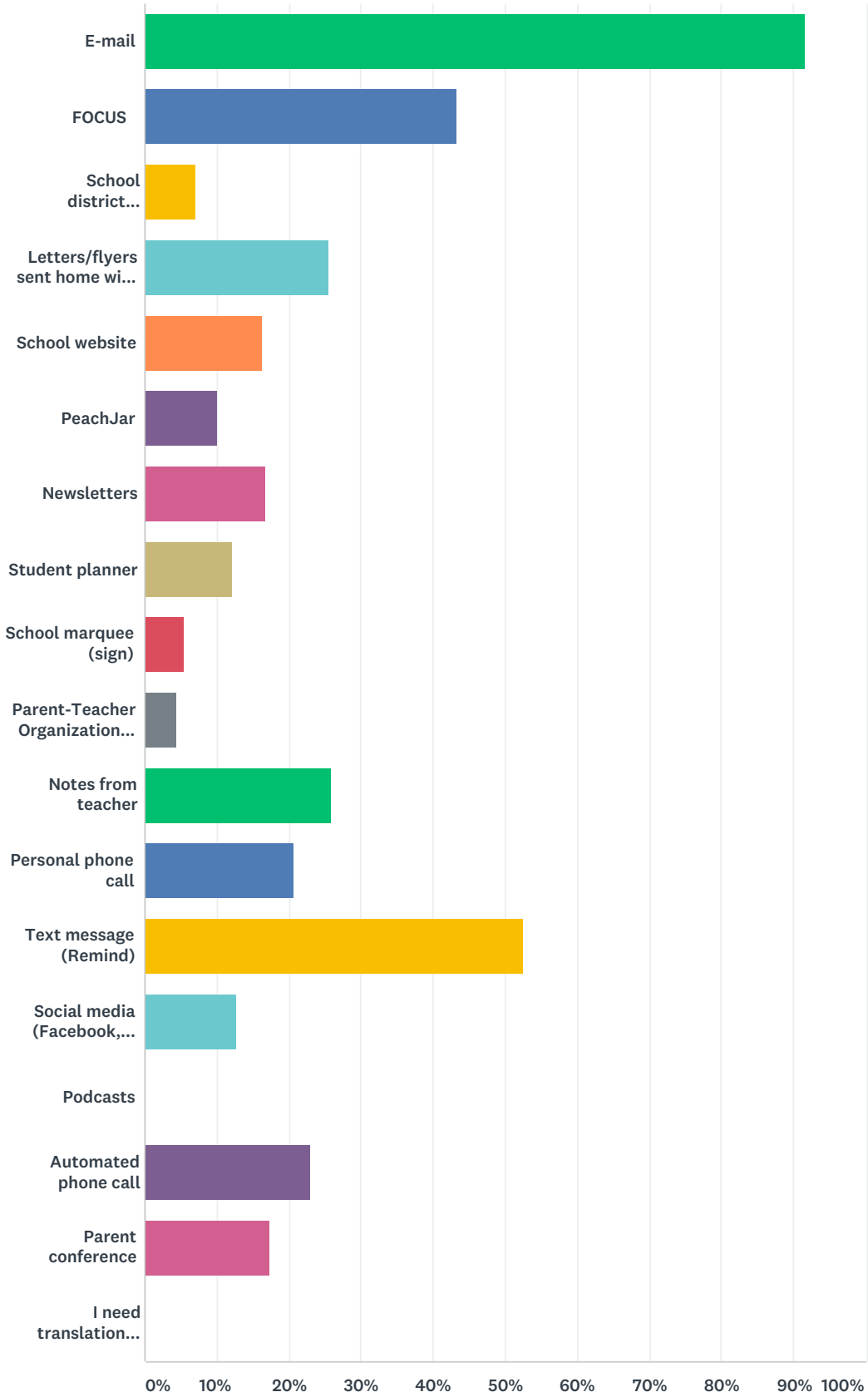


ANSWER CHOICES	RESPONSES	
Never	11.93%	215
Daily	2.22%	40
Weekly	15.26%	275
Monthly	29.91%	539
Once or twice a year	40.68%	733
TOTAL		1,802

Q4 How would you prefer to receive information about events and/or your child's progress from the school? (check all that apply)

Answered: 1,861 Skipped: 88

Brevard Public Schools Middle School Parent Survey 2018-2019



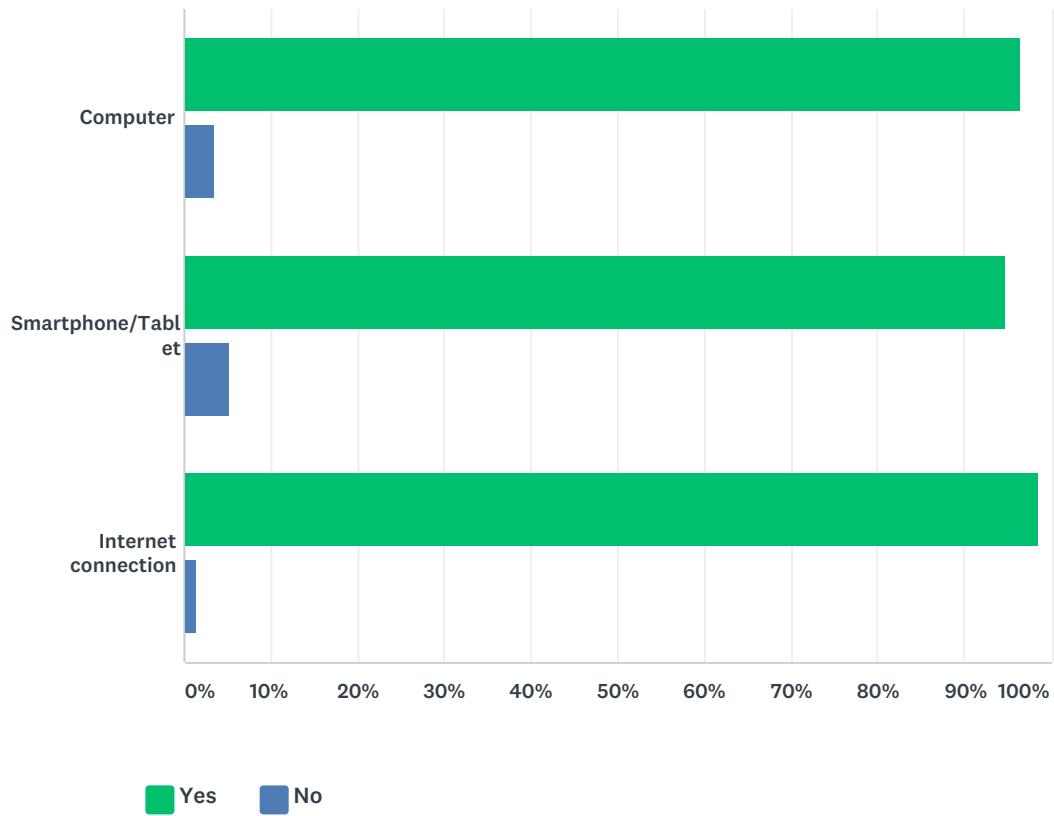
ANSWER CHOICES	RESPONSES
E-mail	91.56% 1,704

Brevard Public Schools Middle School Parent Survey 2018-2019

FOCUS	43.31%	806
School district website	7.04%	131
Letters/flyers sent home with students	25.52%	475
School website	16.39%	305
PeachJar	10.05%	187
Newsletters	16.82%	313
Student planner	12.09%	225
School marquee (sign)	5.53%	103
Parent-Teacher Organization (PTO/PTA)	4.35%	81
Notes from teacher	26.01%	484
Personal phone call	20.74%	386
Text message (Remind)	52.44%	976
Social media (Facebook, Twitter)	12.74%	237
Podcasts	0.16%	3
Automated phone call	23.00%	428
Parent conference	17.36%	323
I need translation assistance	0.21%	4
Total Respondents: 1,861		

Q5 Does your child have access to a computer and internet connection outside of school?

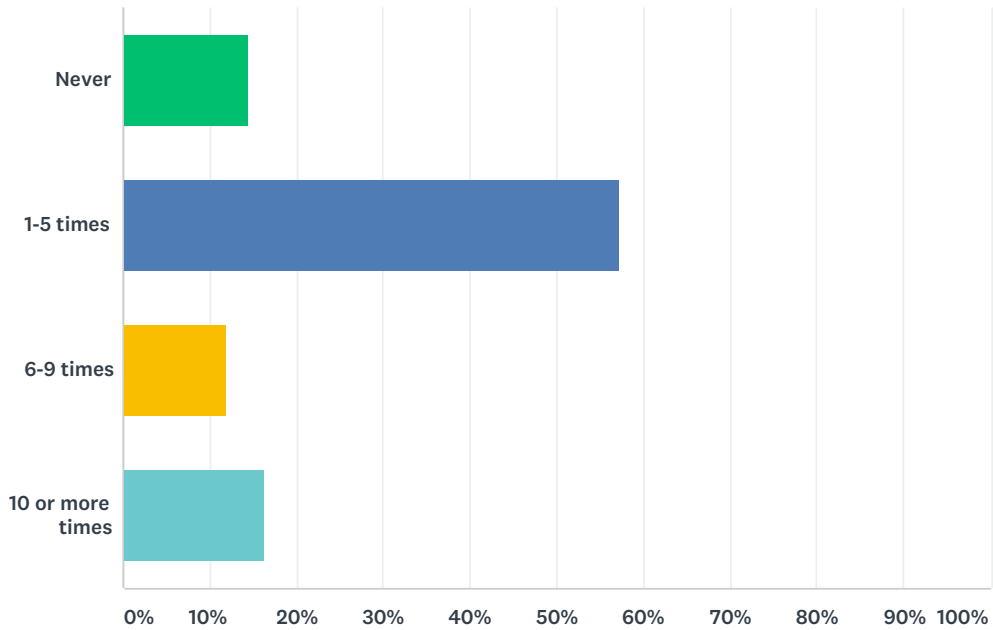
Answered: 1,867 Skipped: 82



	YES	NO	TOTAL
Computer	96.40% 1,793	3.60% 67	1,860
Smartphone/Tablet	94.71% 1,738	5.29% 97	1,835
Internet connection	98.60% 1,826	1.40% 26	1,852

Q6 How many times per month do you access the school website?

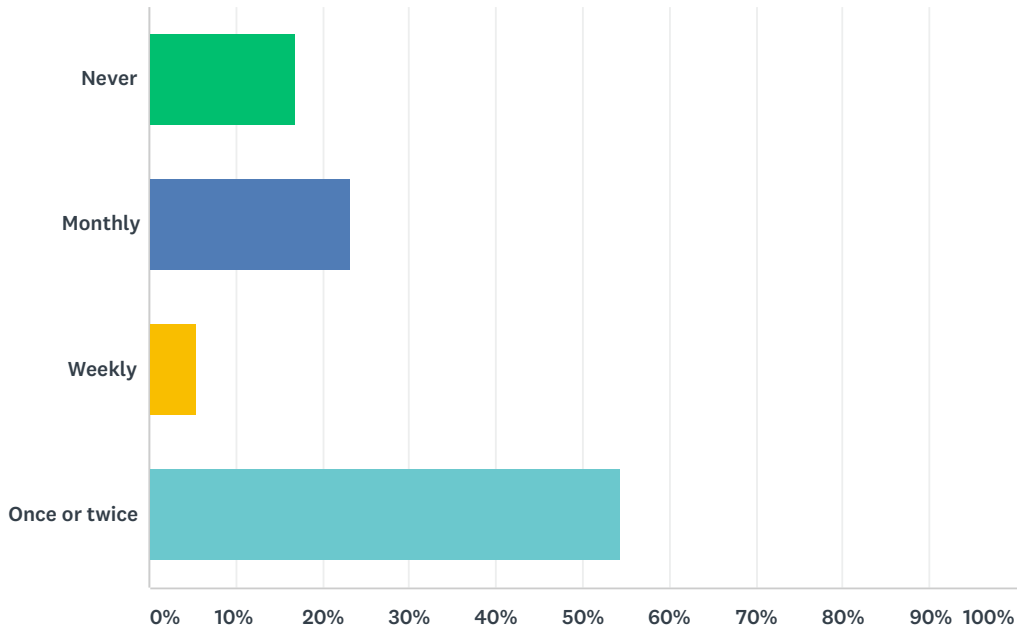
Answered: 1,844 Skipped: 105



ANSWER CHOICES	RESPONSES	
Never	14.53%	268
1-5 times	57.32%	1,057
6-9 times	11.88%	219
10 or more times	16.27%	300
TOTAL		1,844

Q7 In the past year, how often did you participate in family engagement activities, events or programs at your child's school?

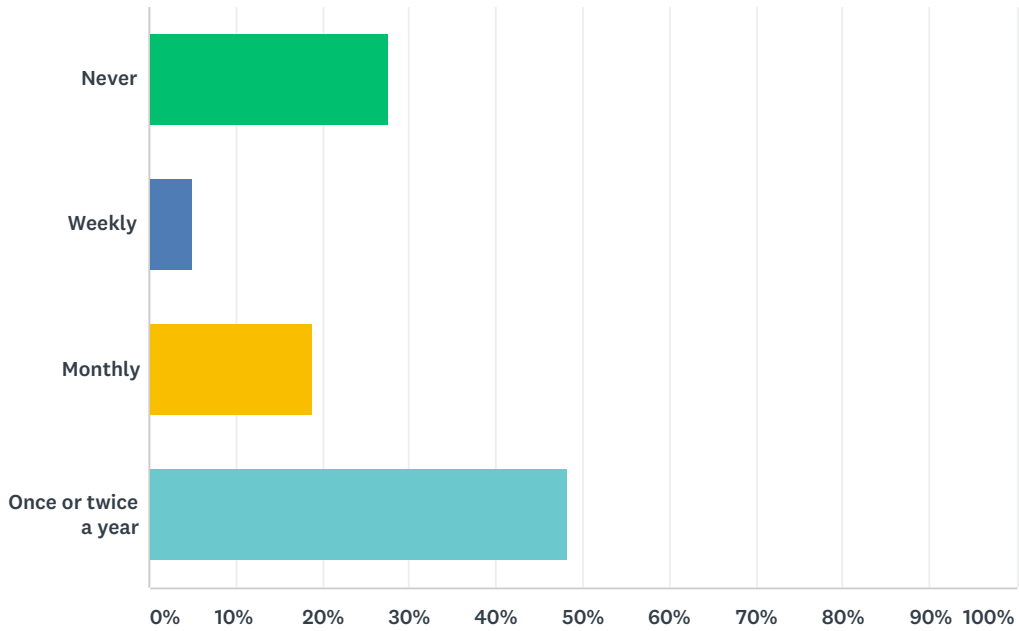
Answered: 1,723 Skipped: 226



ANSWER CHOICES	RESPONSES	
Never	17.01%	293
Monthly	23.22%	400
Weekly	5.46%	94
Once or twice	54.32%	936
TOTAL		1,723

Q8 How often did you participate in school events because your child encouraged you to be involved?

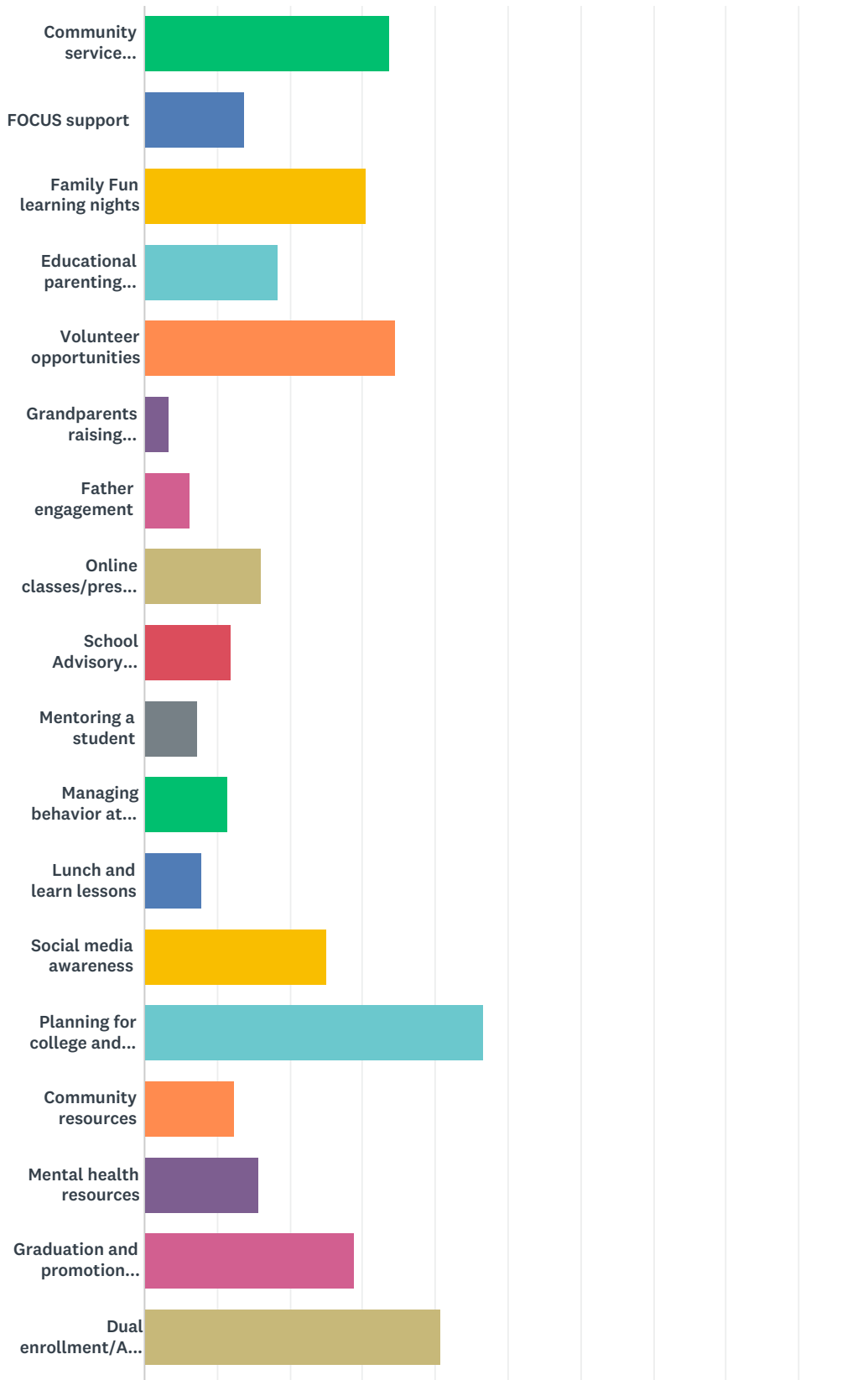
Answered: 1,680 Skipped: 269



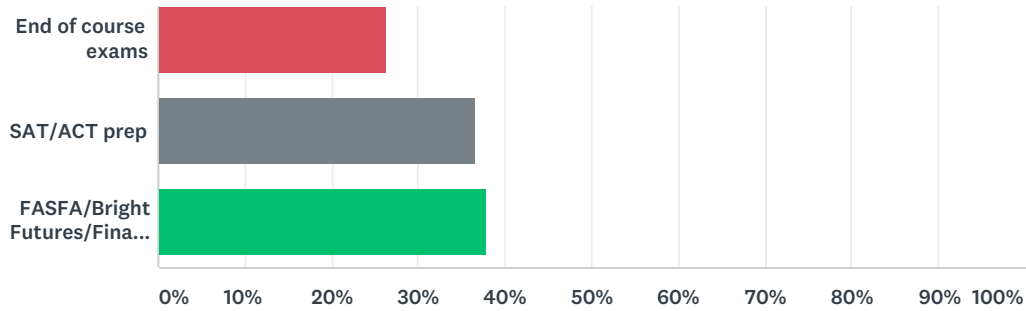
ANSWER CHOICES	RESPONSES	
Never	27.68%	465
Weekly	5.06%	85
Monthly	18.93%	318
Once or twice a year	48.33%	812
TOTAL		1,680

Q9 Which of the following informational meetings and activities would you be interested in participating in or attending? (Check all that apply)

Answered: 1,524 Skipped: 425



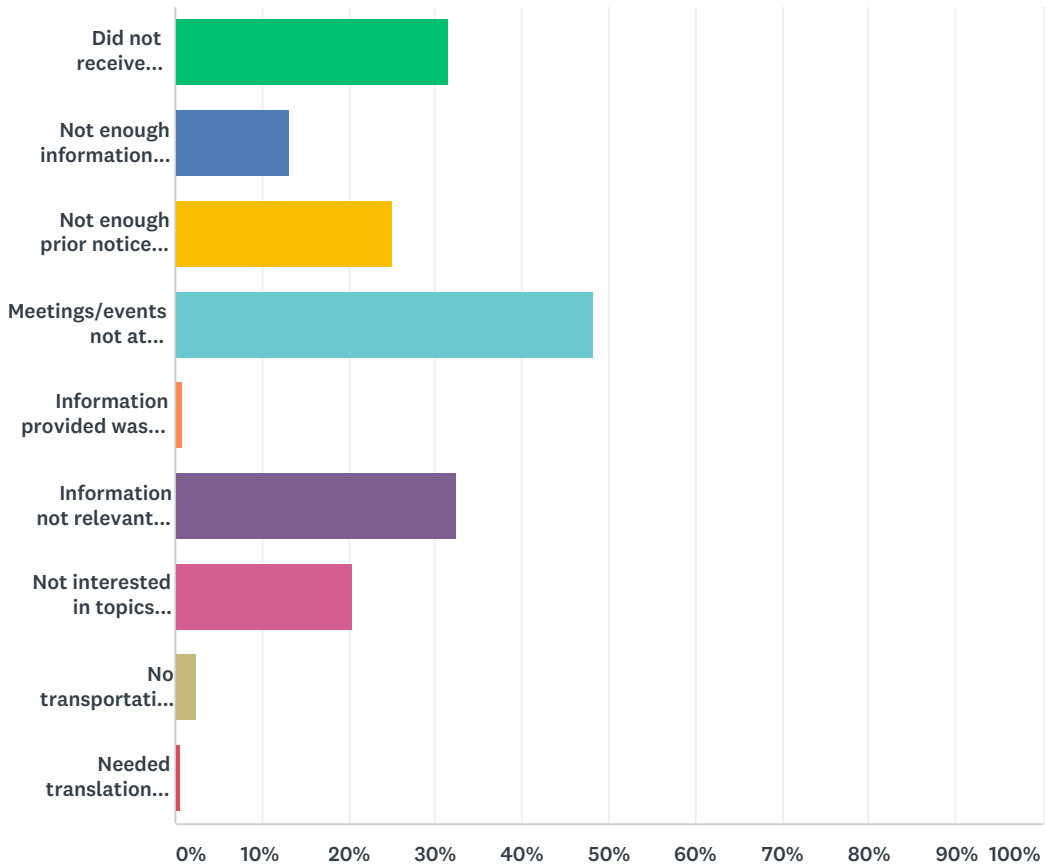
Brevard Public Schools Middle School Parent Survey 2018-2019



ANSWER CHOICES	RESPONSES	
Community service projects with staff/students	33.60%	512
FOCUS support	13.85%	211
Family Fun learning nights	30.51%	465
Educational parenting workshops/classes	18.44%	281
Volunteer opportunities	34.58%	527
Grandparents raising grandchildren	3.35%	51
Father engagement	6.36%	97
Online classes/presentations	16.01%	244
School Advisory Council (SAC) or Parent Teacher Organization (PTO)	11.88%	181
Mentoring a student	7.22%	110
Managing behavior at home	11.55%	176
Lunch and learn lessons	8.01%	122
Social media awareness	25.07%	382
Planning for college and career	46.65%	711
Community resources	12.34%	188
Mental health resources	15.62%	238
Graduation and promotion requirements	28.87%	440
Dual enrollment/Advanced Placement courses	40.75%	621
End of course exams	26.44%	403
SAT/ACT prep	36.55%	557
FASFA/Bright Futures/Financial aid options	37.80%	576
Total Respondents: 1,524		

Q10 If you were unable to attend informational meetings or academic events, please share why. (Check all that apply)

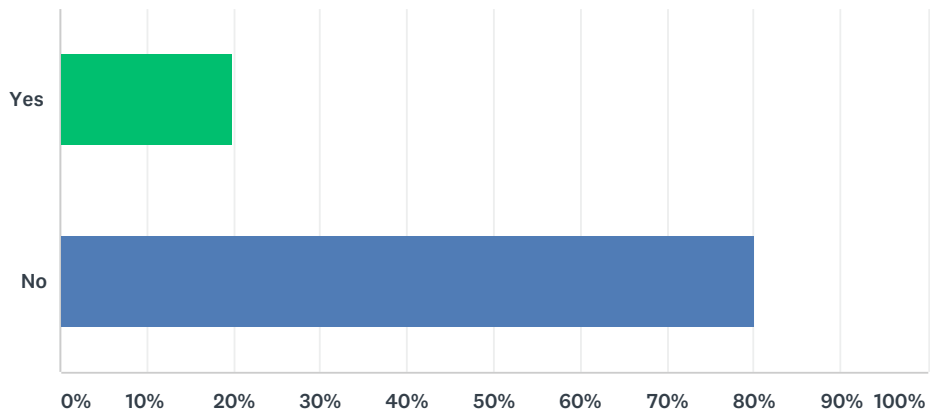
Answered: 1,250 Skipped: 699



ANSWER CHOICES	RESPONSES	
Did not receive information about meetings/events	31.60%	395
Not enough information provided	13.28%	166
Not enough prior notice provided	25.04%	313
Meetings/events not at convenient times	48.24%	603
Information provided was difficult to understand	0.88%	11
Information not relevant to me/my child	32.40%	405
Not interested in topics presented	20.48%	256
No transportation to get to meetings/events	2.48%	31
Needed translation services	0.56%	7
Total Respondents: 1,250		

Q11 Is the cost of fingerprinting a barrier to volunteering at your child's school?

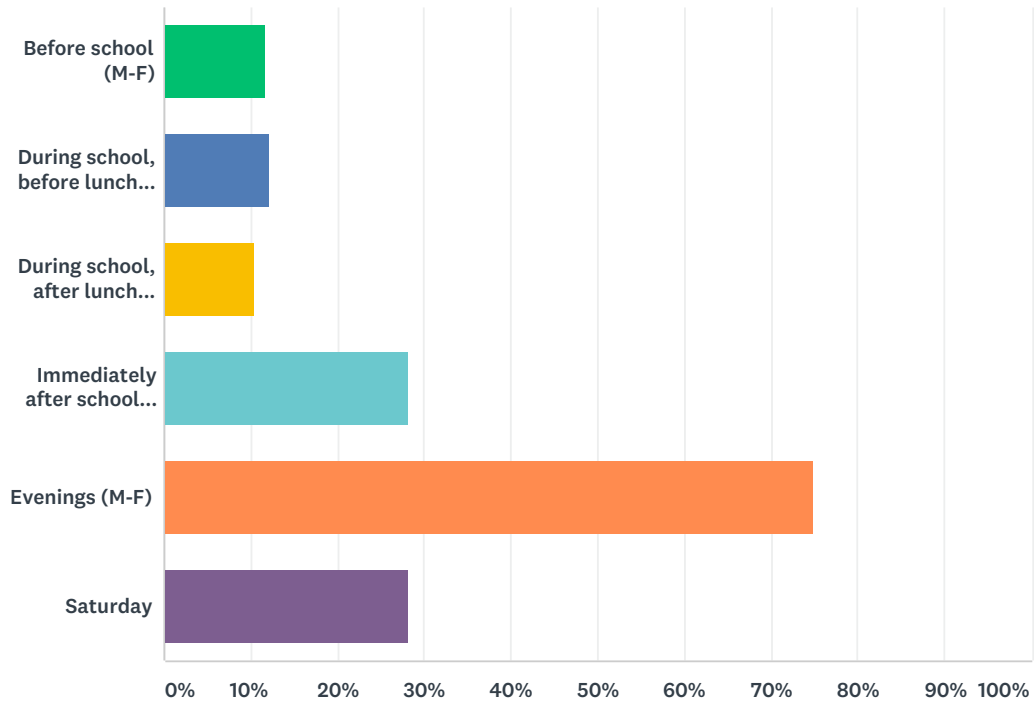
Answered: 1,709 Skipped: 240



ANSWER CHOICES	RESPONSES	
Yes	19.89%	340
No	80.11%	1,369
TOTAL		1,709

Q12 When is the best time for you to attend a school event for families?

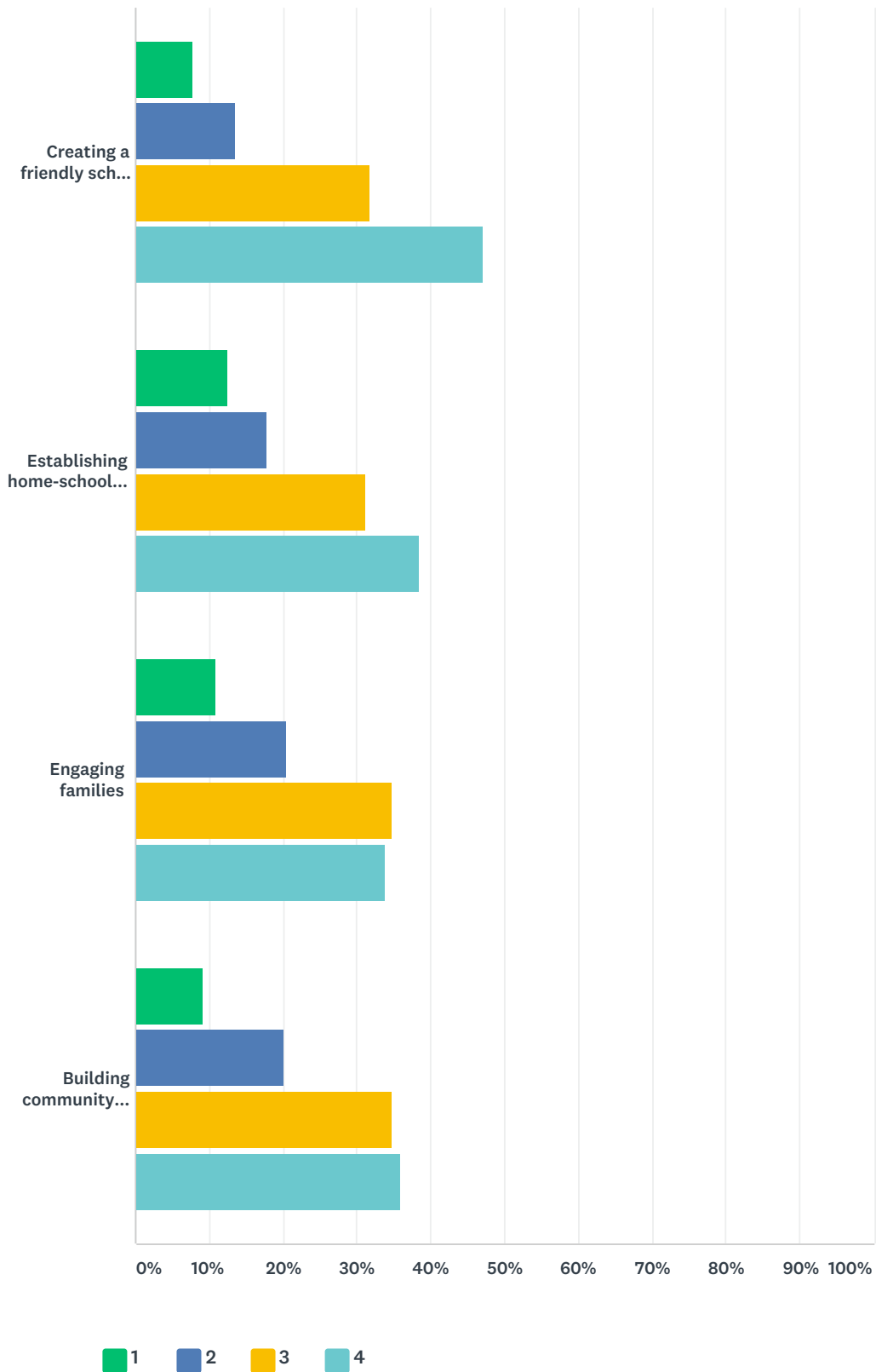
Answered: 1,705 Skipped: 244



ANSWER CHOICES	RESPONSES	
Before school (M-F)	11.61%	198
During school, before lunch (M-F)	12.20%	208
During school, after lunch (M-F)	10.50%	179
Immediately after school (M-F)	28.21%	481
Evenings (M-F)	74.84%	1,276
Saturday	28.15%	480
Total Respondents: 1,705		

Q13 Please rank the following from 1 (not well) through 4 (extremely well) according to how well your child's school supports each area:

Answered: 1,724 Skipped: 225



Brevard Public Schools Middle School Parent Survey 2018-2019

	1	2	3	4	TOTAL	WEIGHTED AVERAGE
Creating a friendly school climate	7.75% 133	13.58% 233	31.70% 544	46.97% 806	1,716	3.18
Establishing home-school communications	12.60% 212	17.77% 299	31.19% 525	38.44% 647	1,683	2.95
Engaging families	10.84% 185	20.45% 349	34.80% 594	33.92% 579	1,707	2.92
Building community partnerships	9.20% 153	20.08% 334	34.70% 577	36.02% 599	1,663	2.98

Q14 In what ways can family engagement be strengthened at your child's school?

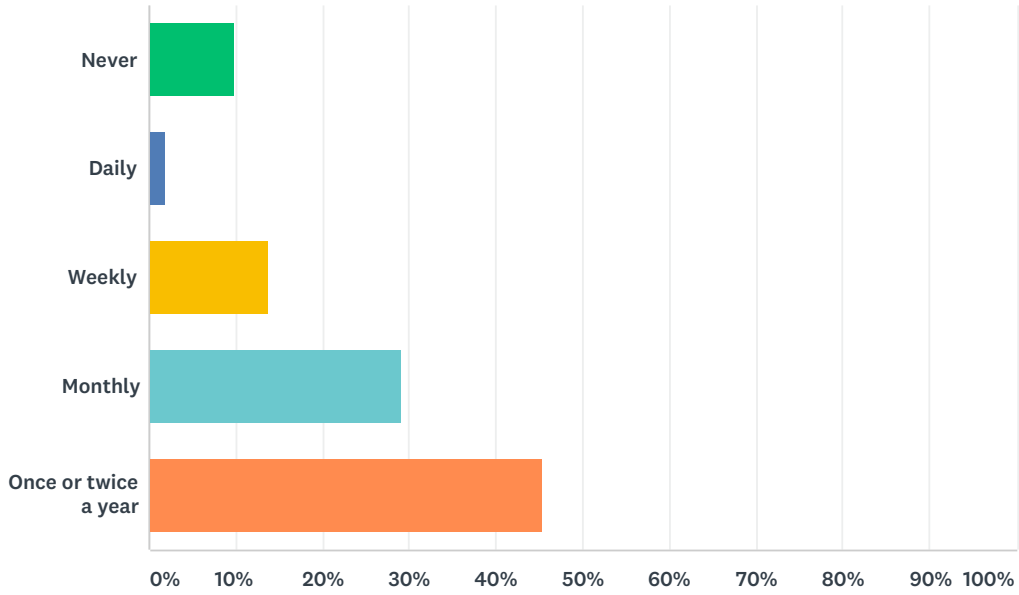
Answered: 568 Skipped: 1,381

Q15 Please list any possible community organizations and/or businesses that you feel would be ideal school partners:

Answered: 295 Skipped: 1,654

Q16 How often do you communicate with your child's teachers?

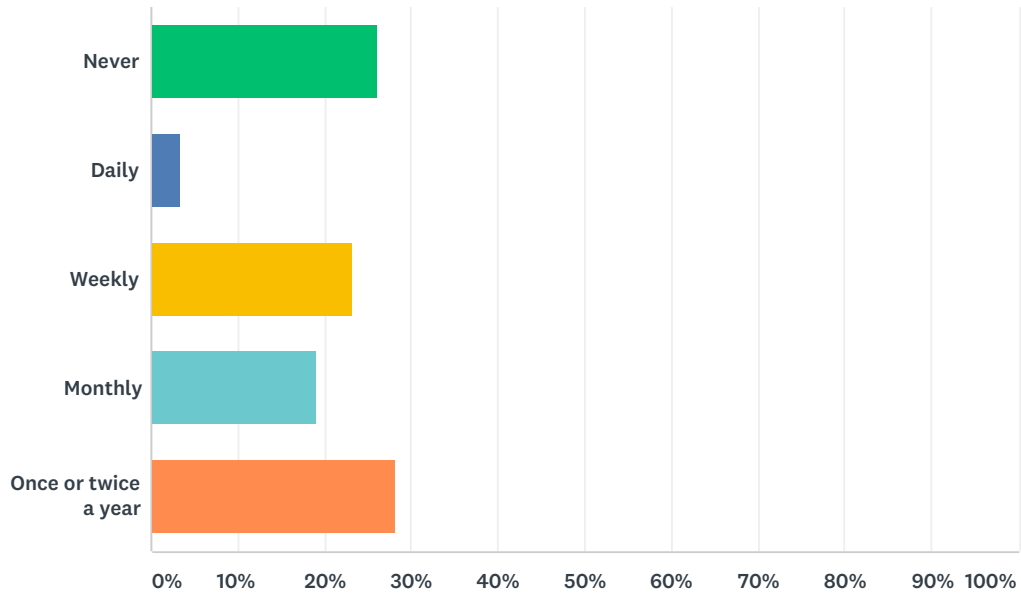
Answered: 1,536 Skipped: 413



ANSWER CHOICES	RESPONSES	
Never	9.83%	151
Daily	1.82%	28
Weekly	13.87%	213
Monthly	29.10%	447
Once or twice a year	45.38%	697
TOTAL		1,536

Q17 How often do your child's teachers communciate with you about your child's progress?

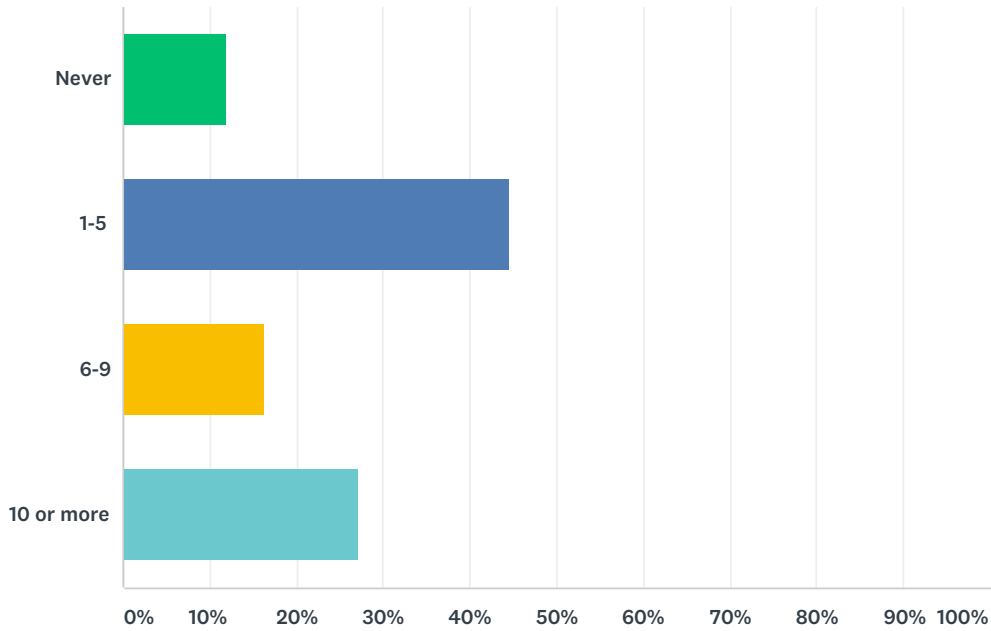
Answered: 1,551 Skipped: 398



ANSWER CHOICES	RESPONSES	
Never	26.05%	404
Daily	3.35%	52
Weekly	23.28%	361
Monthly	19.08%	296
Once or twice a year	28.24%	438
TOTAL		1,551

Q18 How many times per month do you access your child's grades through FOCUS?

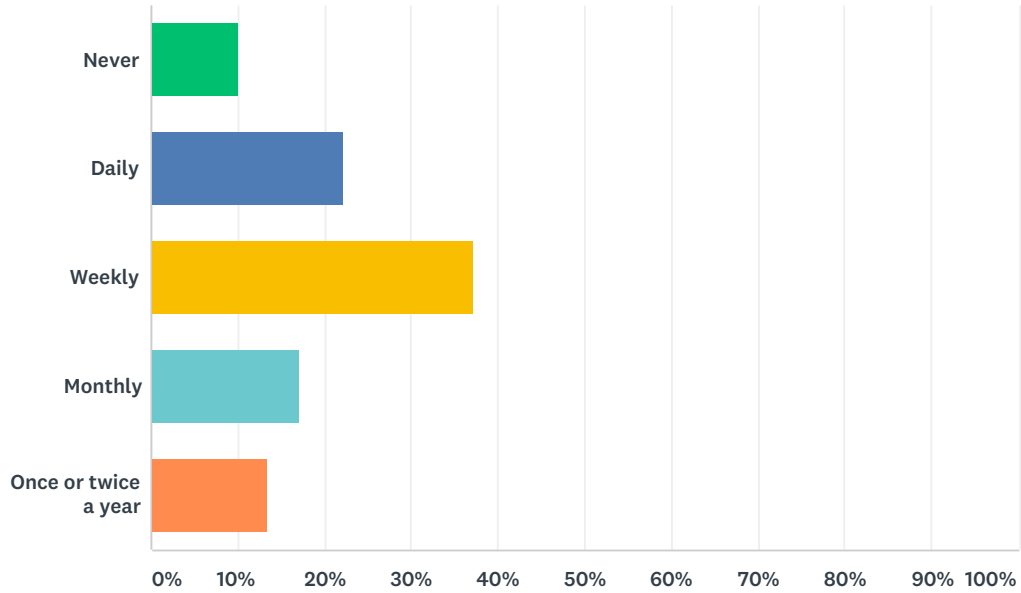
Answered: 1,639 Skipped: 310



ANSWER CHOICES	RESPONSES	
Never	12.02%	197
1-5	44.54%	730
6-9	16.23%	266
10 or more	27.21%	446
TOTAL		1,639

Q19 How often do you work with your child on class assignments?

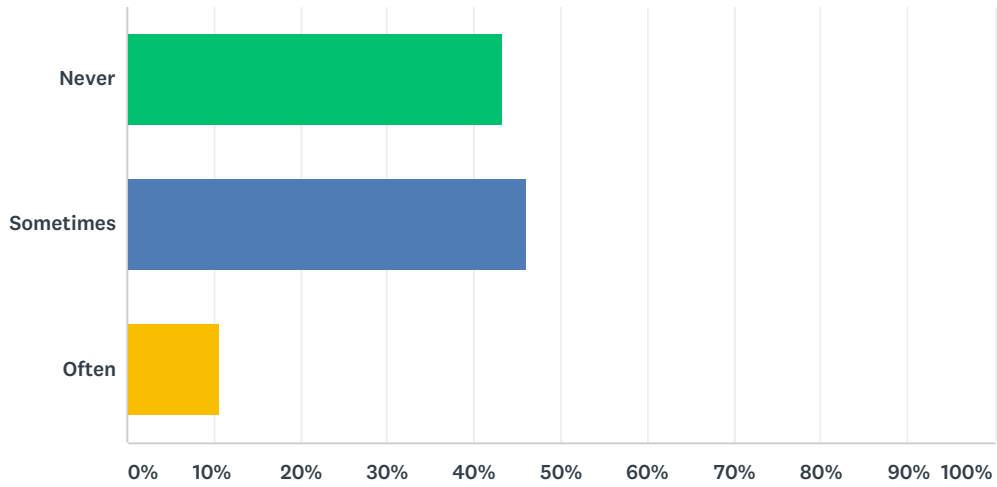
Answered: 1,578 Skipped: 371



ANSWER CHOICES	RESPONSES	
Never	10.14%	160
Daily	22.12%	349
Weekly	37.20%	587
Monthly	17.11%	270
Once or twice a year	13.43%	212
TOTAL		1,578

Q20 How often does your child's school or teachers provide you with information about ways you can help your child's learning at home?

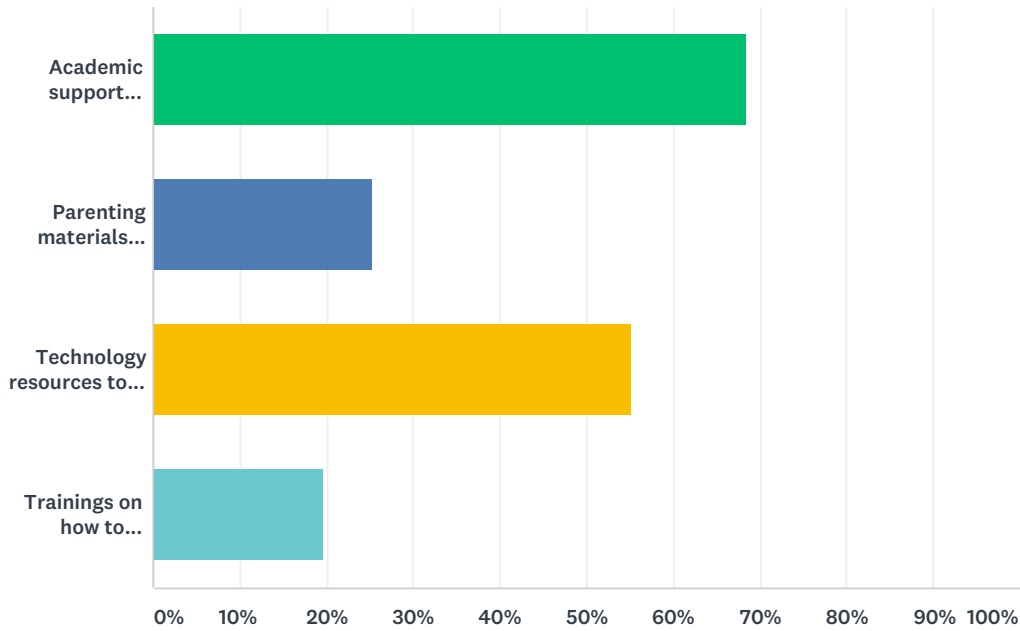
Answered: 1,605 Skipped: 344



ANSWER CHOICES	RESPONSES	
Never	43.24%	694
Sometimes	46.04%	739
Often	10.72%	172
TOTAL		1,605

Q21 What types of family engagement resources would you use if they were provided at your school?

Answered: 1,222 Skipped: 727



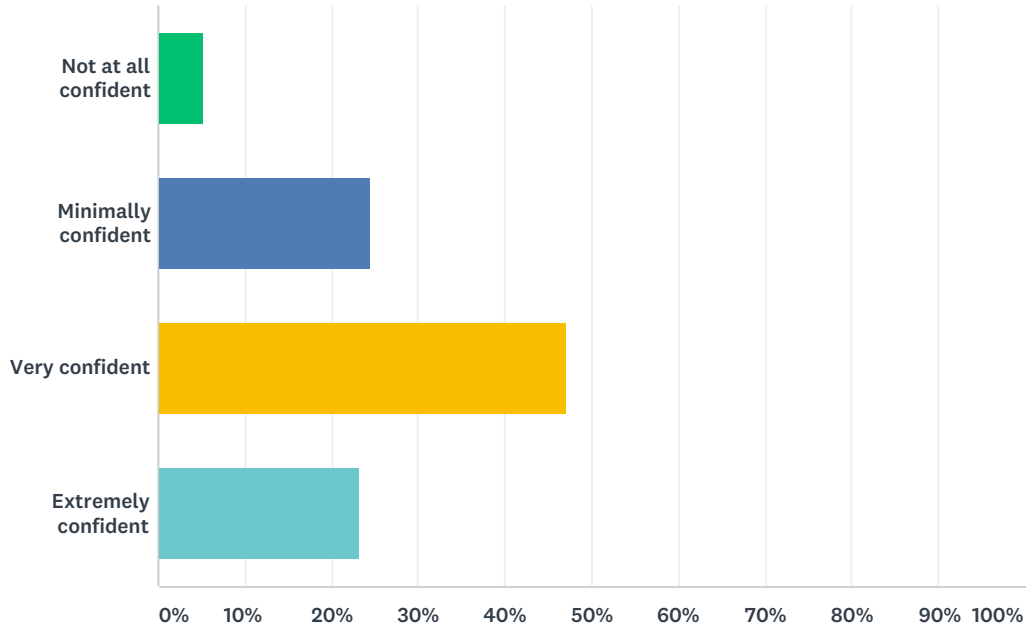
ANSWER CHOICES	RESPONSES	
Academic support materials for families to use at home	68.49%	837
Parenting materials (books and articles for check out)	25.37%	310
Technology resources to support learning at home	55.16%	674
Trainings on how to participate in school decision-making committees	19.64%	240
Total Respondents: 1,222		

Q22 What support do you need from the school to ensure your child moves successfully from one grade to the next?

Answered: 664 Skipped: 1,285

Q23 How confident are you in your ability to help your child make choices about the programs and courses they need to take in preparation for high school?

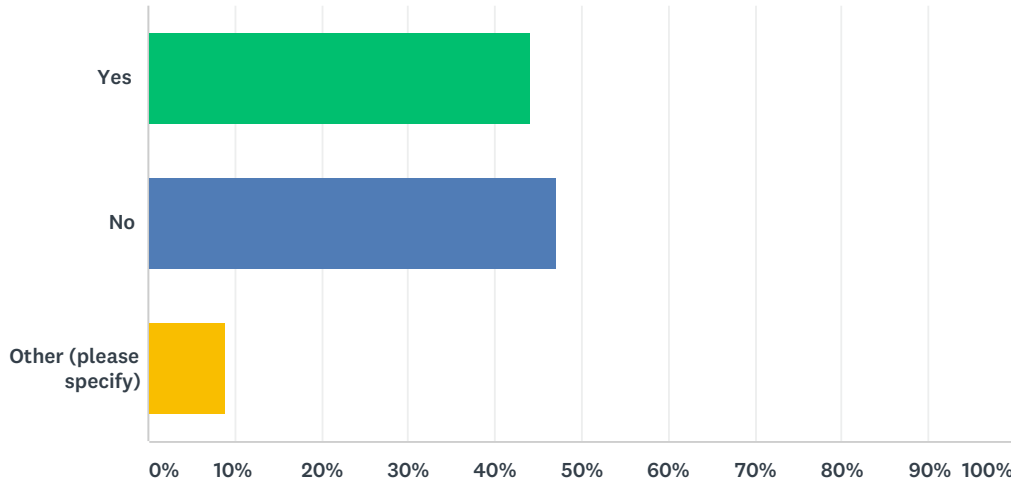
Answered: 1,586 Skipped: 363



ANSWER CHOICES	RESPONSES	
Not at all confident	5.17%	82
Minimally confident	24.46%	388
Very confident	47.10%	747
Extremely confident	23.27%	369
TOTAL		1,586

Q24 Have you been given opportunities to provide input and feedback into school decisions (school improvement, Title I services, event planning, discipline)?

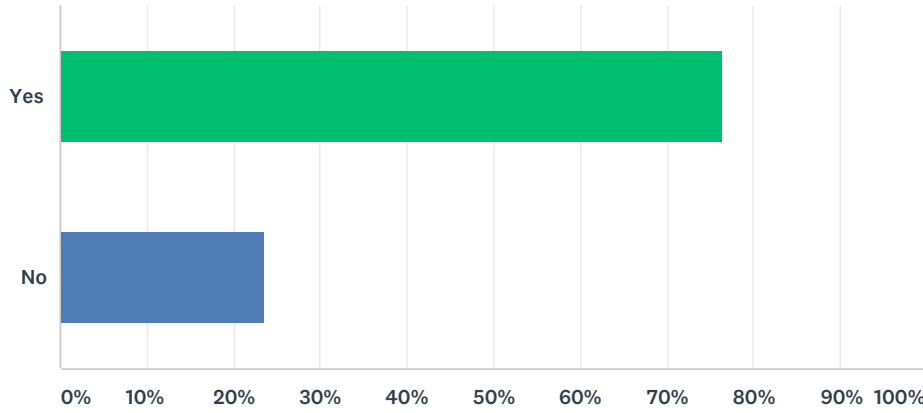
Answered: 1,532 Skipped: 417



ANSWER CHOICES	RESPONSES	
Yes	44.06%	675
No	47.00%	720
Other (please specify)	8.94%	137
TOTAL		1,532

Q25 Do you feel your child's school values input from families?

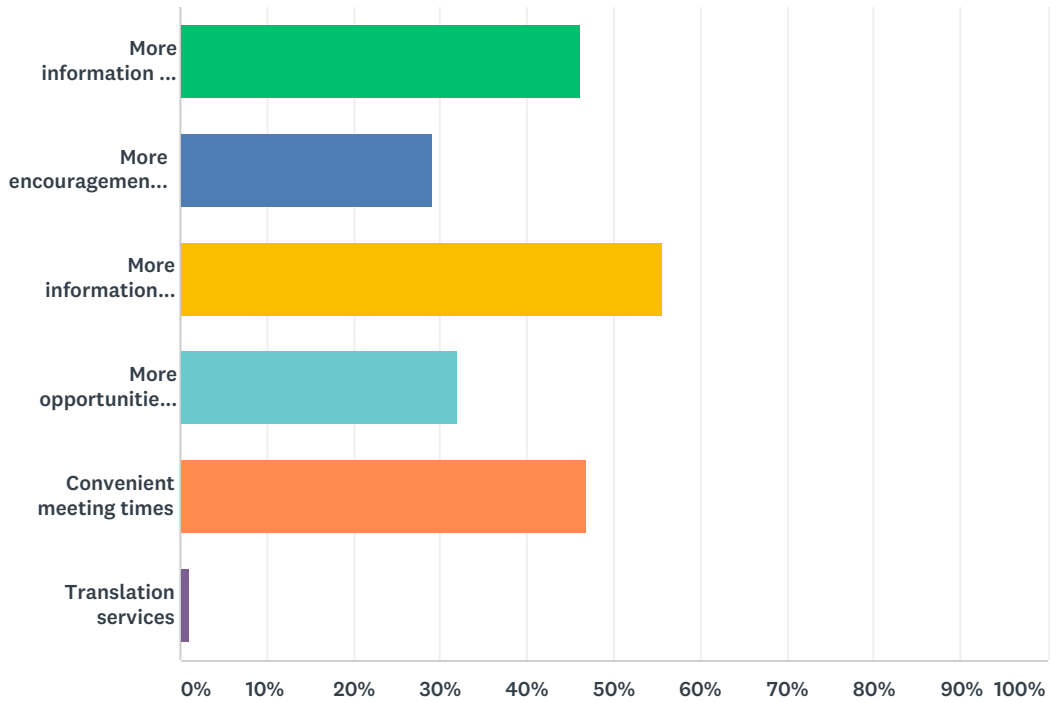
Answered: 1,476 Skipped: 473



ANSWER CHOICES	RESPONSES	
Yes	76.36%	1,127
No	23.64%	349
TOTAL		1,476

Q26 How could your school assist you in playing a more active role in school decision-making?

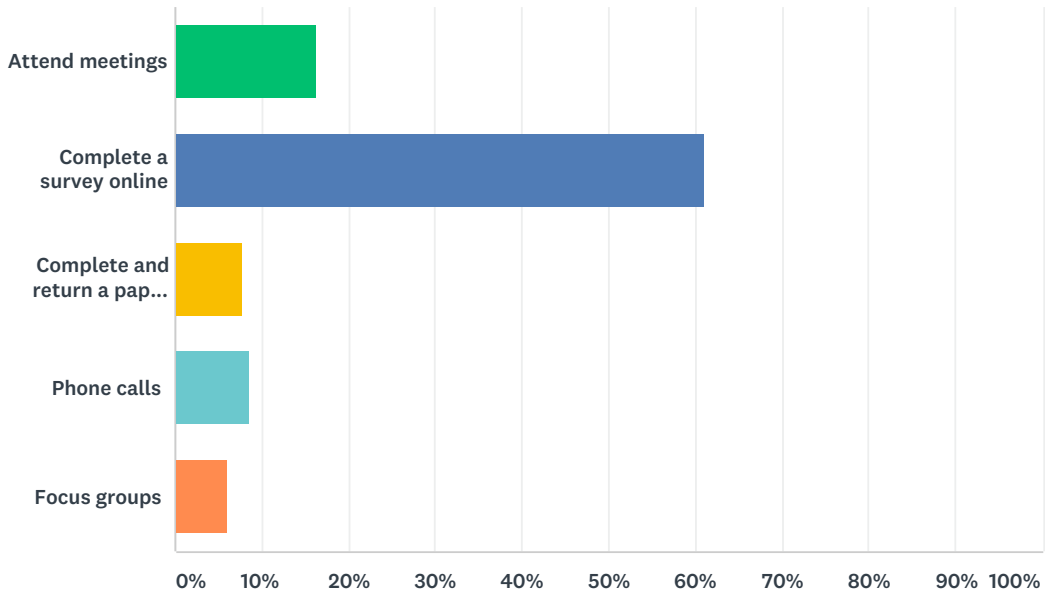
Answered: 1,263 Skipped: 686



ANSWER CHOICES	RESPONSES	
More information on how to become engaged	46.16%	583
More encouragement from the school to become engaged	28.98%	366
More information about school issues to be addressed	55.58%	702
More opportunities to share my opinion about school issues	31.99%	404
Convenient meeting times	46.95%	593
Translation services	1.03%	13
Total Respondents: 1,263		

Q27 What is the best way for you to provide input regarding your child's school?

Answered: 1,529 Skipped: 420



ANSWER CHOICES	RESPONSES	
Attend meetings	16.42%	251
Complete a survey online	61.09%	934
Complete and return a paper survey	7.72%	118
Phone calls	8.63%	132
Focus groups	6.15%	94
TOTAL		1,529

Q28 What do you feel is working well at your child's school? (This is your chance to brag about your school and share what you like about it!)

Answered: 868 Skipped: 1,081

Q29 What do you feel is not working, difficult, and/or needs improvement at your child's school? (This is your chance to tell us what you would like to see change.)

Answered: 830 Skipped: 1,119