

# Q1 What school does your child attend?

Answered: 127 Skipped: 0





Brevard Public Schools Elementary Parent Survey 2018-2019

Johnson Middle

Jupiter  
Elementary

Kennedy Middle

Lockmar  
Elementary

Longleaf  
Elementary

Madison Middle

Manatee  
Elementary

McAuliffe  
Elementary

McNair Magnet  
Middle

Meadowlane  
Intermediate...

Meadowlane  
Primary...

Merritt Island  
High School ...

Melbourne High

Merritt Island  
High

MILA Elementary

Mims Elementary

Pathways at  
Gardendale...

Oak Park  
Elementary

Ocean Breeze  
Elementary

Palm Bay  
Elementary

Palm Bay High  
School VPK...



## Brevard Public Schools Elementary Parent Survey 2018-2019



ANSWER CHOICES	RESPONSES	
Apollo Elementary	100.00%	127
Riverview School	0.00%	0
Allen, Roy Elementary	0.00%	0
Andersen Elementary	0.00%	0
Astronaut High	0.00%	0
Atlantis Elementary	0.00%	0
Audubon Elementary	0.00%	0
Bayside High	0.00%	0
Brevard Virtual Instruction Program (BVIP)	0.00%	0
Cambridge Elementary Magnet	0.00%	0
Cape View Elementary	0.00%	0

Brevard Public Schools Elementary Parent Survey 2018-2019

Carroll, Lewis Elementary	0.00%	0
Central Middle	0.00%	0
Challenger 7 Elementary	0.00%	0
Cocoa Beach Jr./Sr. High	0.00%	0
Cocoa High	0.00%	0
Columbia Elementary	0.00%	0
Coquina Elementary	0.00%	0
Dr W. J. Creel Elementary	0.00%	0
Croton Elementary	0.00%	0
DeLaura Middle	0.00%	0
Discovery Elementary	0.00%	0
Eau Gallie High	0.00%	0
Edgewood Jr./Sr. High	0.00%	0
Endeavour Elementary	0.00%	0
Eau Gallie High School VPK program	0.00%	0
Enterprise Elementary	0.00%	0
Fairglen Elementary	0.00%	0
Freedom 7 Elementary	0.00%	0
Gemini Elementary	0.00%	0
Golfview Elementary	0.00%	0
Harbor City Elementary	0.00%	0
Heritage High	0.00%	0
Holland Elementary	0.00%	0
Hoover Middle	0.00%	0
Imperial Estates Elementary	0.00%	0
Indialantic Elementary	0.00%	0
Jackson Middle	0.00%	0
Jefferson Middle	0.00%	0
Johnson Middle	0.00%	0
Jupiter Elementary	0.00%	0
Kennedy Middle	0.00%	0
Lockmar Elementary	0.00%	0
Longleaf Elementary	0.00%	0
Madison Middle	0.00%	0
Manatee Elementary	0.00%	0

Brevard Public Schools Elementary Parent Survey 2018-2019

McAuliffe Elementary	0.00%	0
McNair Magnet Middle	0.00%	0
Meadowlane Intermediate Elementary	0.00%	0
Meadowlane Primary Elementary	0.00%	0
Merritt Island High School VPK program	0.00%	0
Melbourne High	0.00%	0
Merritt Island High	0.00%	0
MILA Elementary	0.00%	0
Mims Elementary	0.00%	0
Pathways at Gardendale (North/Central Area Alternative Center)	0.00%	0
Oak Park Elementary	0.00%	0
Ocean Breeze Elementary	0.00%	0
Palm Bay Elementary	0.00%	0
Palm Bay High School VPK program	0.00%	0
Palm Bay Magnet High	0.00%	0
Pinewood Elementary	0.00%	0
Port Malabar Elementary	0.00%	0
Quest Elementary School	0.00%	0
Riviera Elementary	0.00%	0
Rockledge High	0.00%	0
Roosevelt Elementary	0.00%	0
Sabal Elementary	0.00%	0
Satellite High School VPK program	0.00%	0
Satellite High	0.00%	0
Saturn Elementary	0.00%	0
Sea Park Elementary	0.00%	0
Sherwood Elementary	0.00%	0
Pathways at Pine Grove (South Area Alternative Center)	0.00%	0
South Area Head Start	0.00%	0
South Lake Elementary	0.00%	0
Southwest Middle	0.00%	0
Space Coast Jr./Sr. High	0.00%	0
Stevenson Elementary	0.00%	0
Stone Middle	0.00%	0
Sunrise Elementary	0.00%	0

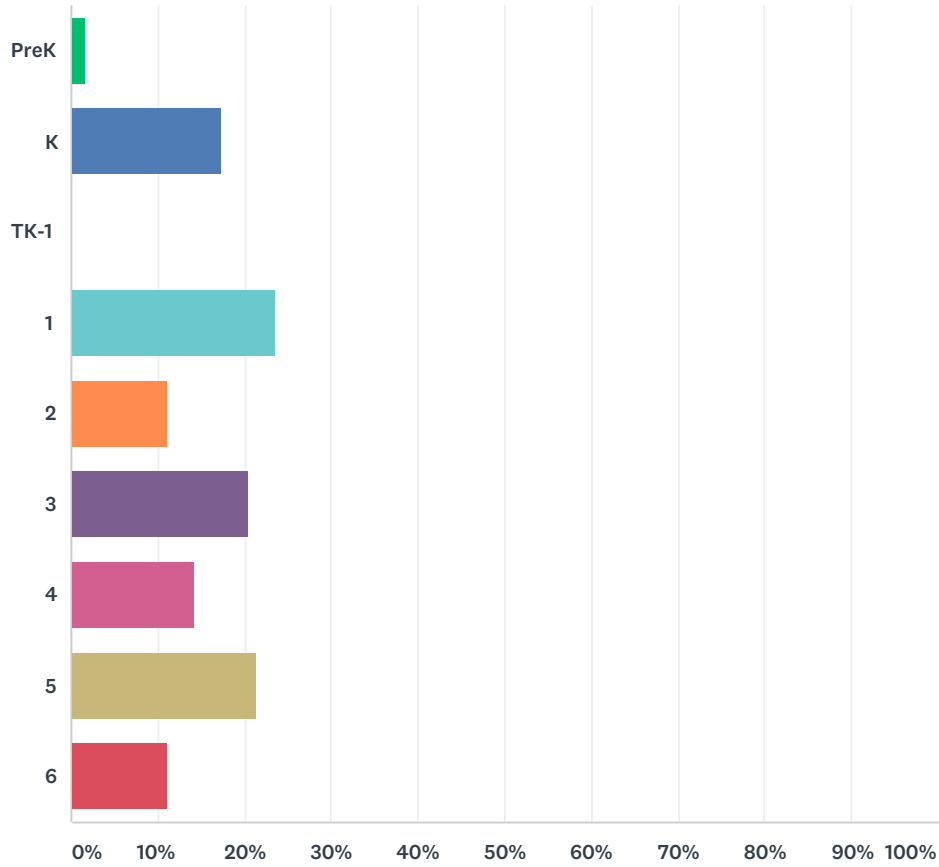
## Brevard Public Schools Elementary Parent Survey 2018-2019

Suntree Elementary	0.00%	0
Surfside Elementary	0.00%	0
Titusville High	0.00%	0
Tropical Elementary	0.00%	0
Turner Elementary	0.00%	0
University Park Elementary	0.00%	0
Viera High School VPK program	0.00%	0
Viera High	0.00%	0
West Melbourne Elementary School for Science	0.00%	0
West Shore Jr./Sr. High	0.00%	0
Westside Elementary	0.00%	0
Williams Elementary	0.00%	0
<b>TOTAL</b>		<b>127</b>



## Q2 What is your child's current grade level?

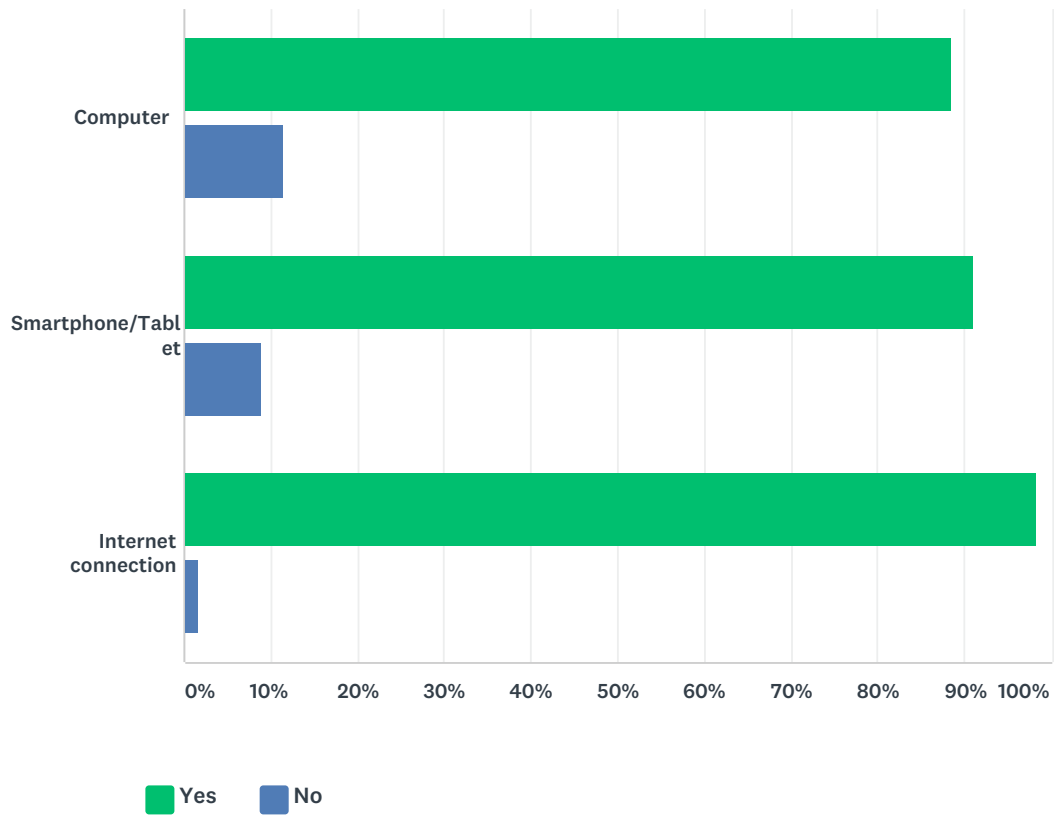
Answered: 127 Skipped: 0



ANSWER CHOICES	RESPONSES	
PreK	1.57%	2
K	17.32%	22
TK-1	0.00%	0
1	23.62%	30
2	11.02%	14
3	20.47%	26
4	14.17%	18
5	21.26%	27
6	11.02%	14
Total Respondents: 127		

### Q3 Does your child have access to a computer and internet connection outside of school?

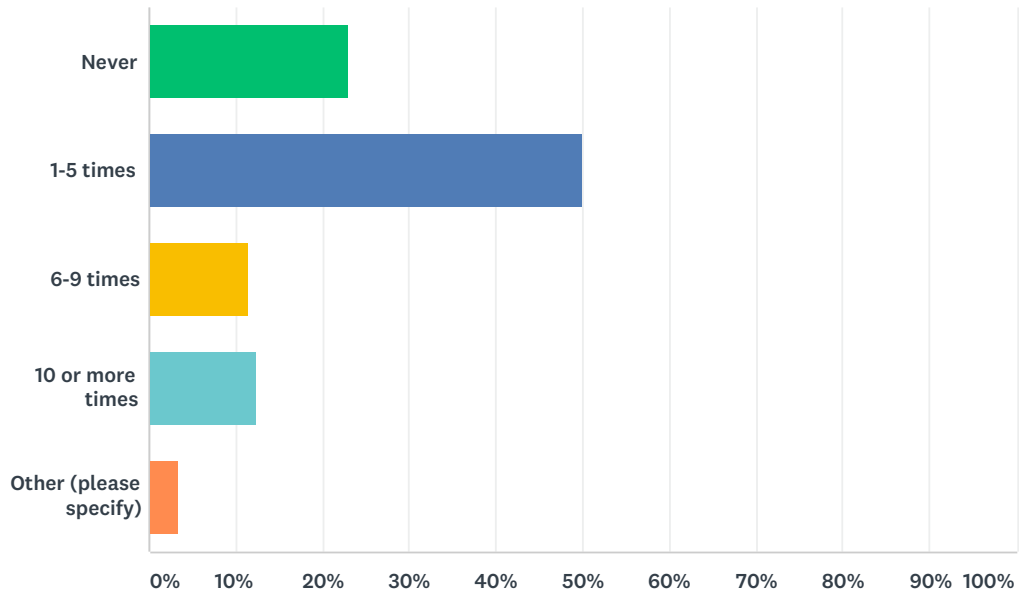
Answered: 122 Skipped: 5



	YES	NO	TOTAL
Computer	88.52% 108	11.48% 14	122
Smartphone/Tablet	90.91% 110	9.09% 11	121
Internet connection	98.36% 120	1.64% 2	122

## Q4 How many times per month do you access the school website?

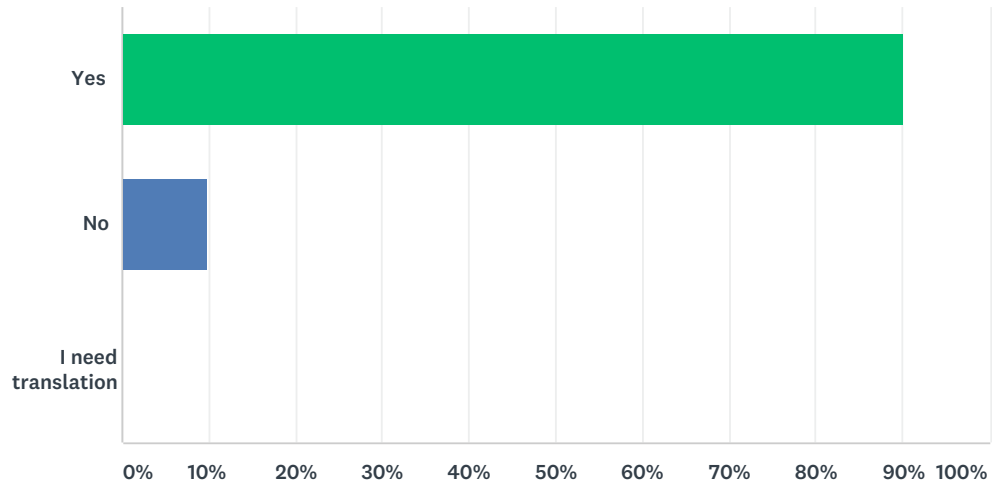
Answered: 122 Skipped: 5



ANSWER CHOICES	RESPONSES	
Never	22.95%	28
1-5 times	50.00%	61
6-9 times	11.48%	14
10 or more times	12.30%	15
Other (please specify)	3.28%	4
<b>TOTAL</b>		<b>122</b>

### Q5 Does your child's school keep you informed about information and events in a format that is easy to understand?

Answered: 122 Skipped: 5

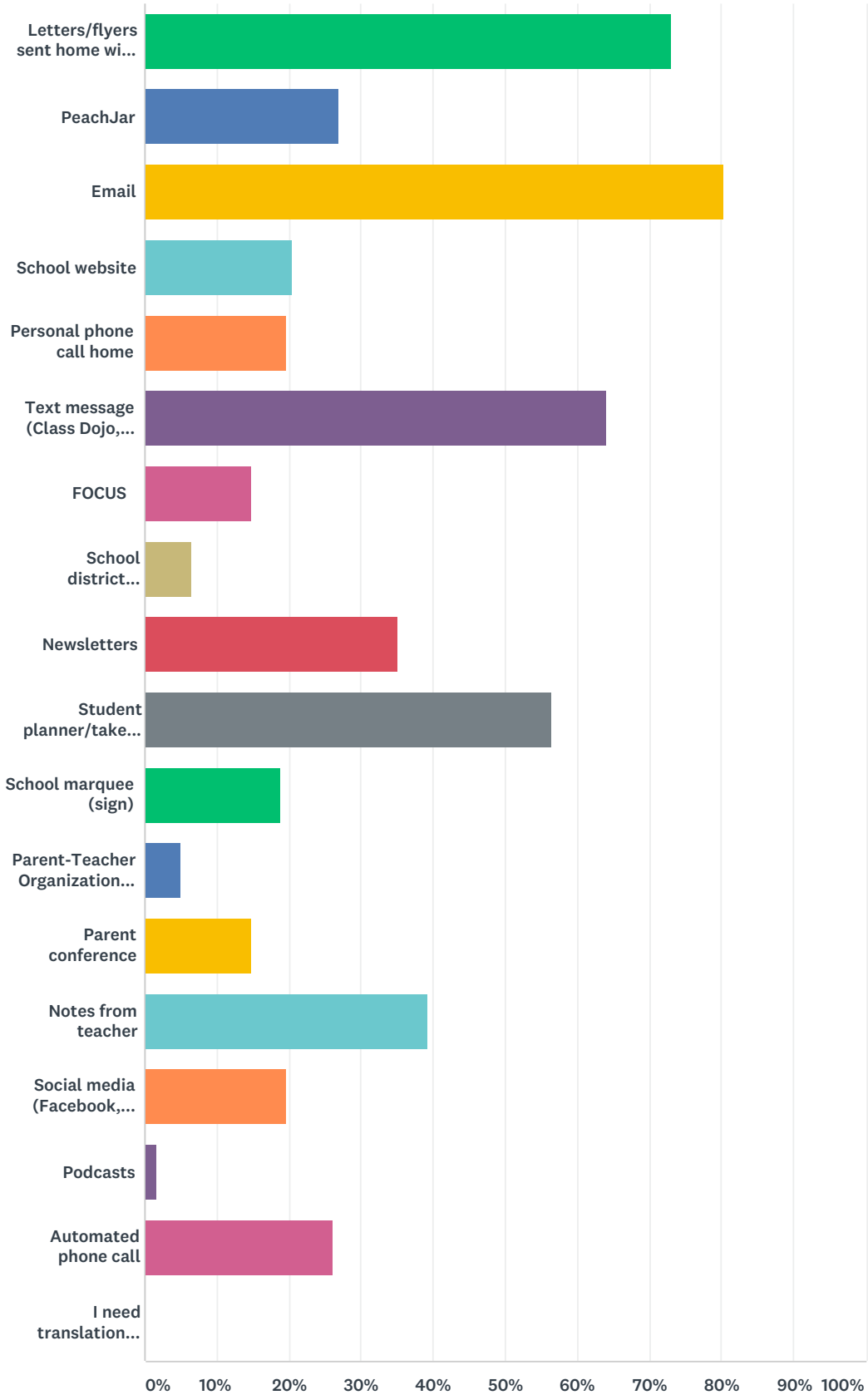


ANSWER CHOICES	RESPONSES	
Yes	90.16%	110
No	9.84%	12
I need translation	0.00%	0
<b>TOTAL</b>		<b>122</b>

**Q6 How would you prefer to receive information about events and/or your child's progress from the school? (check all that apply)**

Answered: 122 Skipped: 5

## Brevard Public Schools Elementary Parent Survey 2018-2019



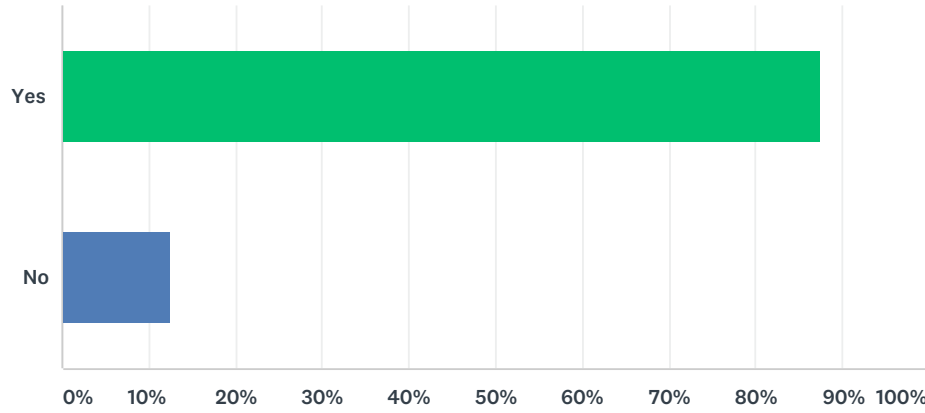
ANSWER CHOICES	RESPONSES
Letters/flyers sent home with students	72.95% <span style="float: right;">89</span>

## Brevard Public Schools Elementary Parent Survey 2018-2019

PeachJar	27.05%	33
Email	80.33%	98
School website	20.49%	25
Personal phone call home	19.67%	24
Text message (Class Dojo, Remind)	63.93%	78
FOCUS	14.75%	18
School district website	6.56%	8
Newsletters	35.25%	43
Student planner/take-home folder	56.56%	69
School marquee (sign)	18.85%	23
Parent-Teacher Organization (PTO/PTA)	4.92%	6
Parent conference	14.75%	18
Notes from teacher	39.34%	48
Social media (Facebook, Twitter)	19.67%	24
Podcasts	1.64%	2
Automated phone call	26.23%	32
I need translation assistance	0.00%	0
Total Respondents: 122		

## Q7 Do you feel welcome at your child's school?

Answered: 112 Skipped: 15

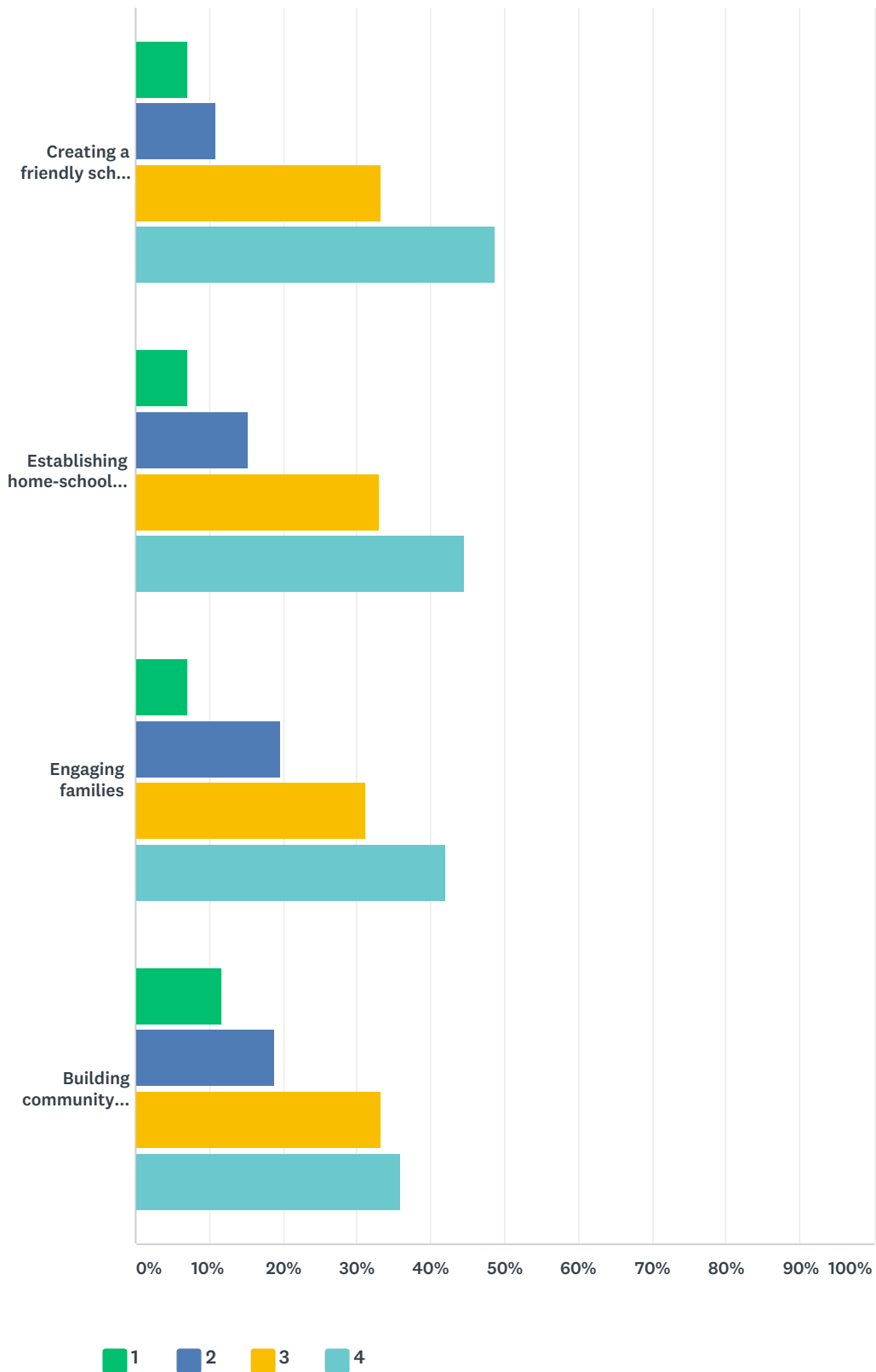


ANSWER CHOICES	RESPONSES	
Yes	87.50%	98
No	12.50%	14
TOTAL		112



### Q8 Please rank the following from 1 (not well) through 4 (extremely well) according to how well your child's school supports each area:

Answered: 112 Skipped: 15

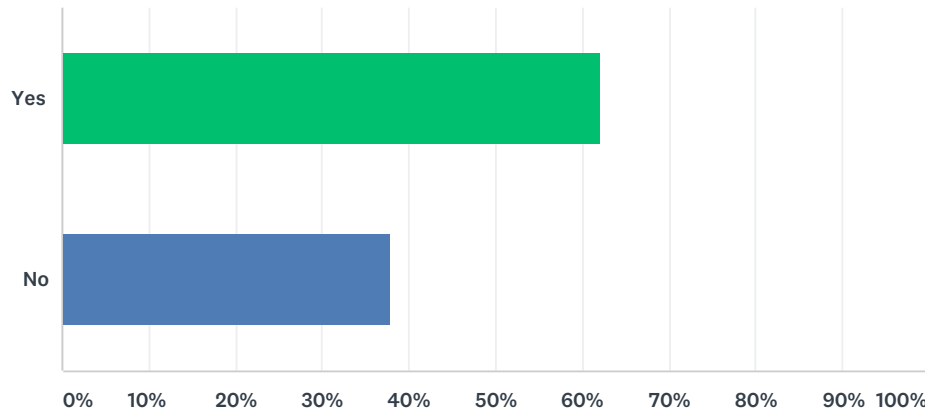


Brevard Public Schools Elementary Parent Survey 2018-2019

	1	2	3	4	TOTAL	WEIGHTED AVERAGE
Creating a friendly school climate	7.21% 8	10.81% 12	33.33% 37	48.65% 54	111	3.23
Establishing home-school communications	7.14% 8	15.18% 17	33.04% 37	44.64% 50	112	3.15
Engaging families	7.14% 8	19.64% 22	31.25% 35	41.96% 47	112	3.08
Building community partnerships	11.71% 13	18.92% 21	33.33% 37	36.04% 40	111	2.94

### Q9 Have you been given opportunities to provide input and feedback into school decisions (school improvement, Title I services, event planning, discipline)?

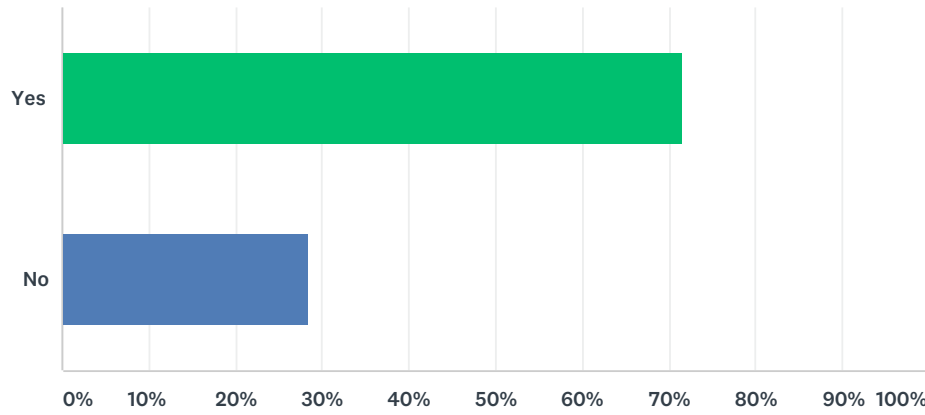
Answered: 111 Skipped: 16



ANSWER CHOICES	RESPONSES	
Yes	62.16%	69
No	37.84%	42
TOTAL		111

## Q10 Do you feel your child's school values input from families?

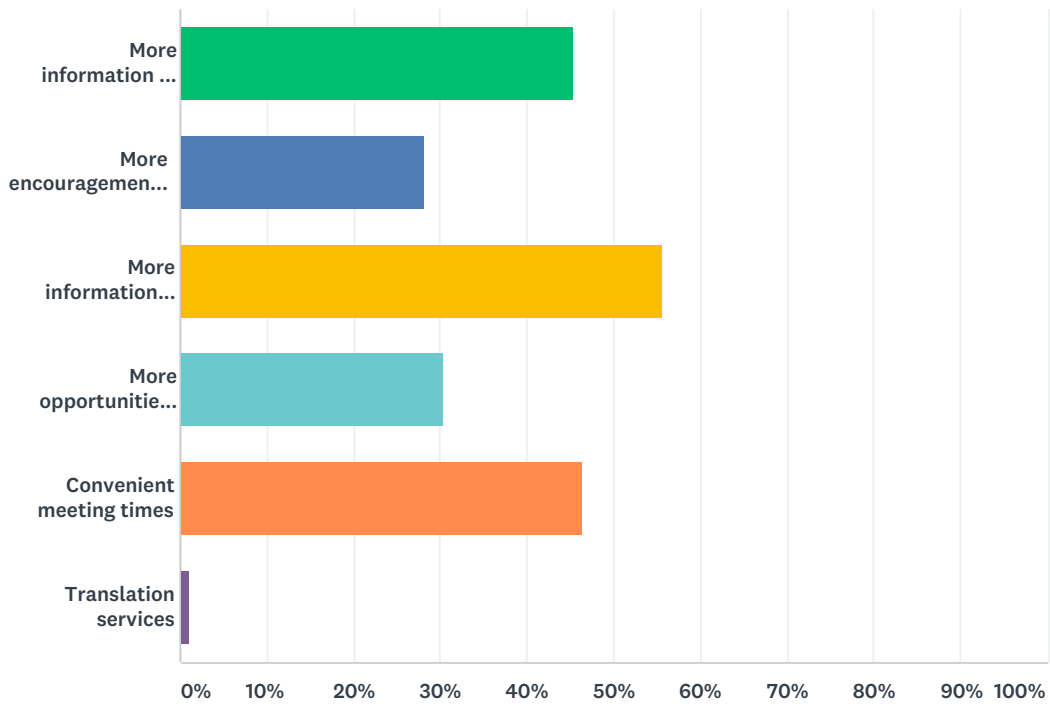
Answered: 109 Skipped: 18



ANSWER CHOICES	RESPONSES	
Yes	71.56%	78
No	28.44%	31
TOTAL		109

## Q11 How could your school assist you in playing a more active role in school decision-making?

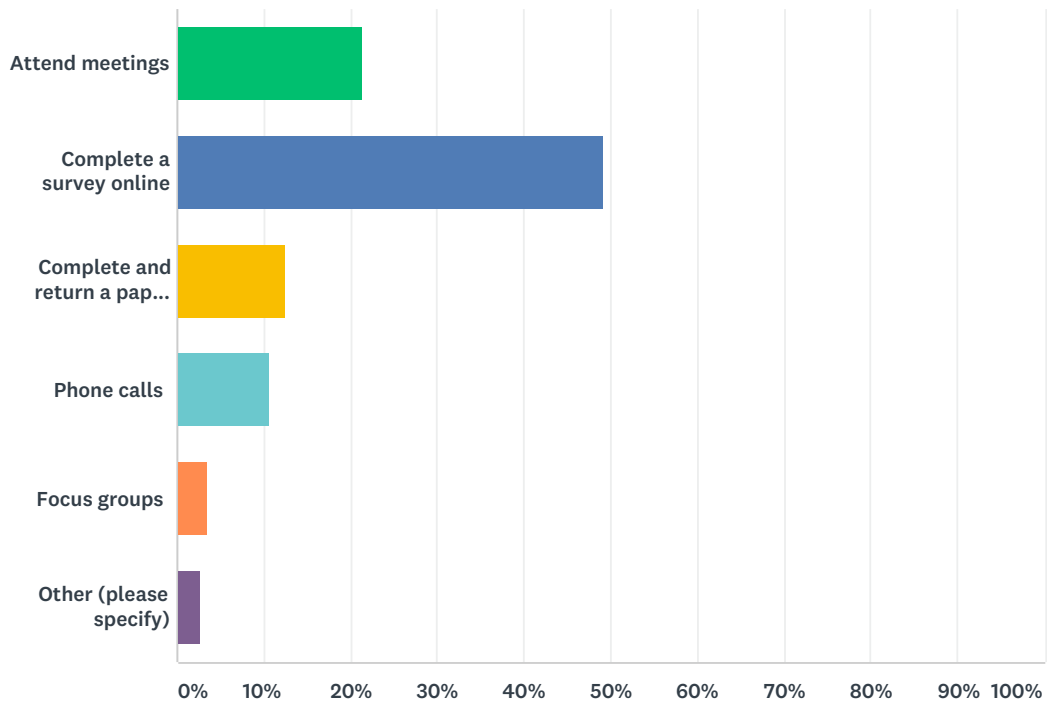
Answered: 99 Skipped: 28



ANSWER CHOICES	RESPONSES	
More information on how to become engaged	45.45%	45
More encouragement from the school to become engaged	28.28%	28
More information about school issues to be addressed	55.56%	55
More opportunities to share my opinion about school issues	30.30%	30
Convenient meeting times	46.46%	46
Translation services	1.01%	1
Total Respondents: 99		

## Q12 What is the best way for you to provide input regarding your child's school?

Answered: 112 Skipped: 15



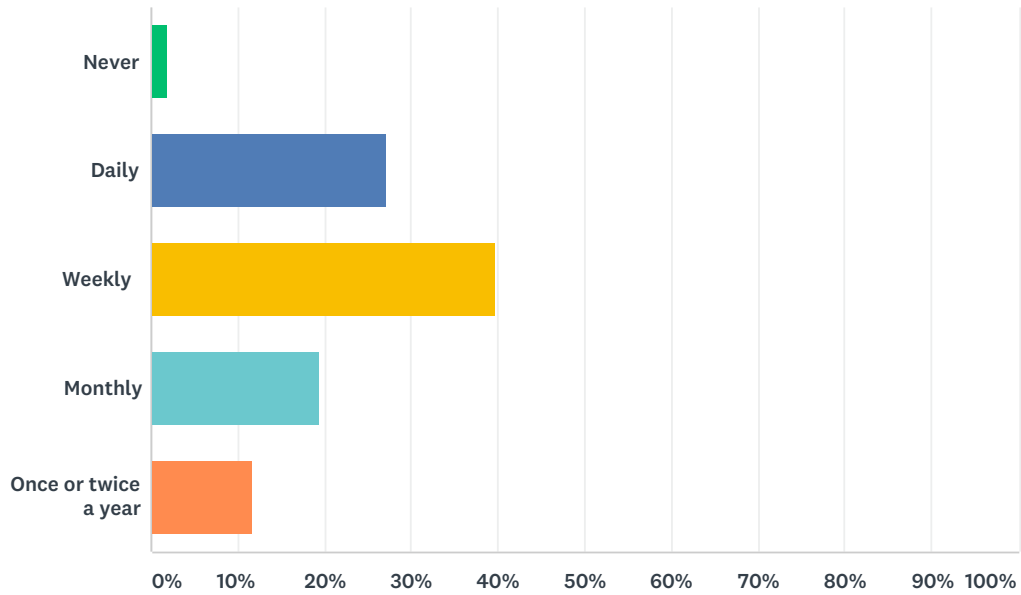
ANSWER CHOICES	RESPONSES	
Attend meetings	21.43%	24
Complete a survey online	49.11%	55
Complete and return a paper survey	12.50%	14
Phone calls	10.71%	12
Focus groups	3.57%	4
Other (please specify)	2.68%	3
<b>TOTAL</b>		<b>112</b>

**Q13 In what ways can family engagement be strengthened at your child's school?**

Answered: 52 Skipped: 75

## Q14 How often do you communicate with your child's teachers?

Answered: 103 Skipped: 24

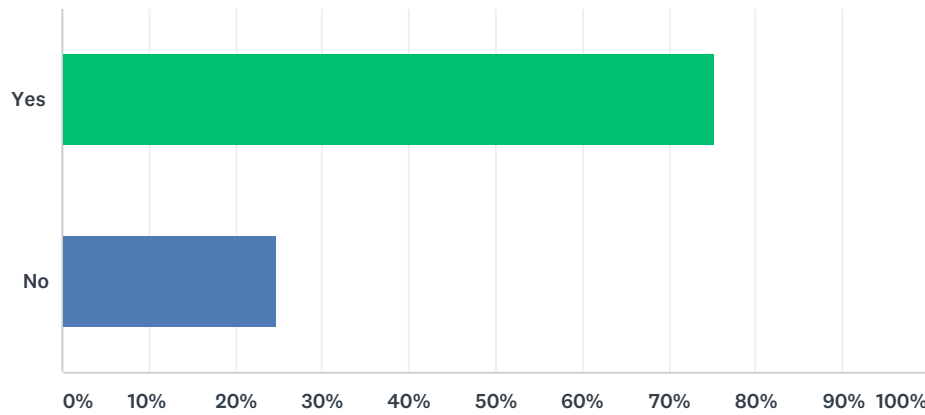


ANSWER CHOICES	RESPONSES	
Never	1.94%	2
Daily	27.18%	28
Weekly	39.81%	41
Monthly	19.42%	20
Once or twice a year	11.65%	12
<b>TOTAL</b>		<b>103</b>



### Q15 Are you aware of what your child is expected to master in all subject areas?

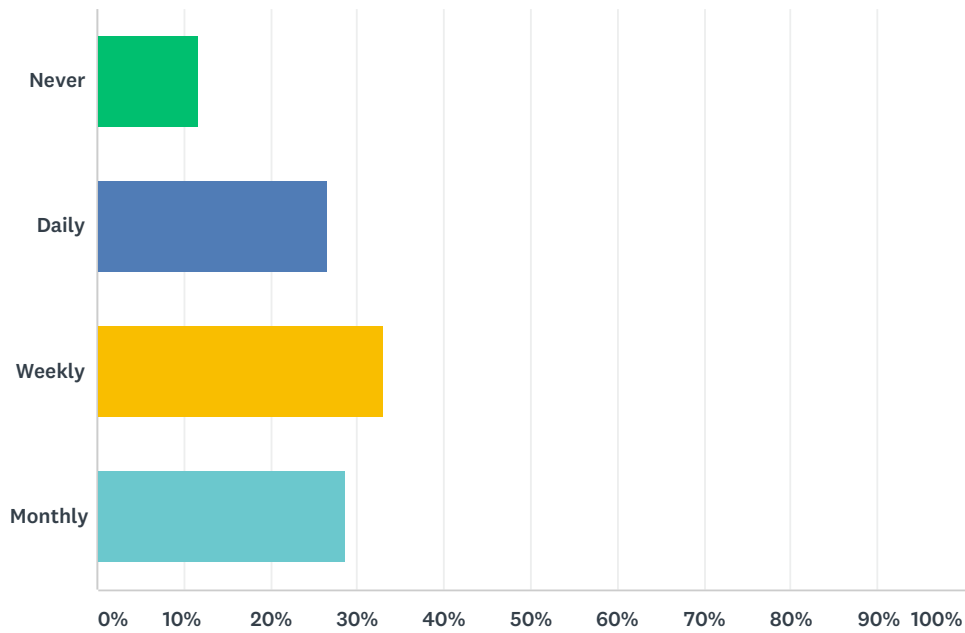
Answered: 105 Skipped: 22



ANSWER CHOICES	RESPONSES	
Yes	75.24%	79
No	24.76%	26
TOTAL		105

### Q16 How often does your child's teacher communicate with you about your child's progress?

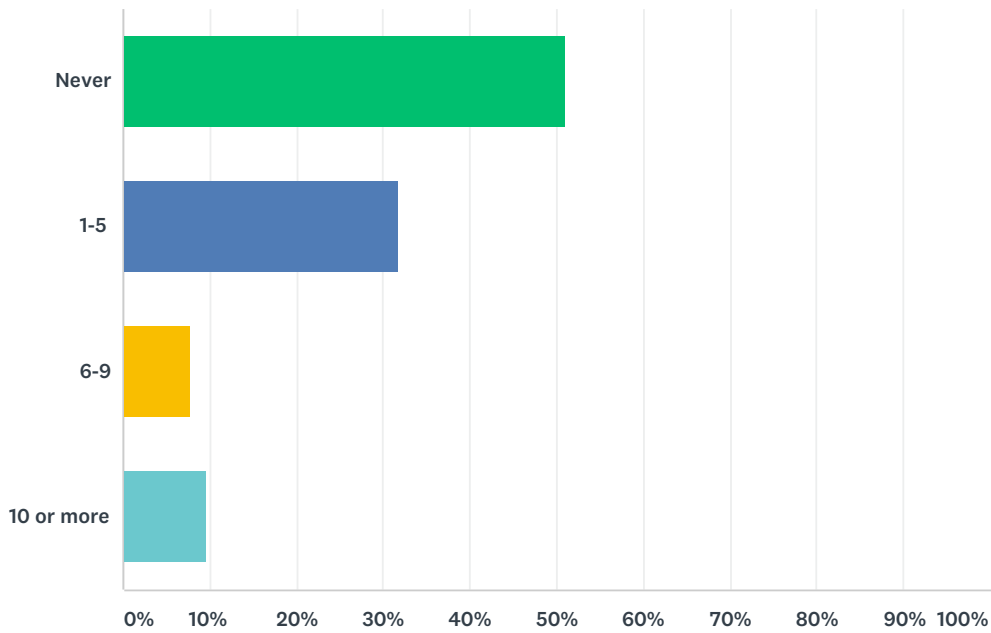
Answered: 94 Skipped: 33



ANSWER CHOICES	RESPONSES	
Never	11.70%	11
Daily	26.60%	25
Weekly	32.98%	31
Monthly	28.72%	27
TOTAL		94

### Q17 How many times per month do you access your child's grades through FOCUS?

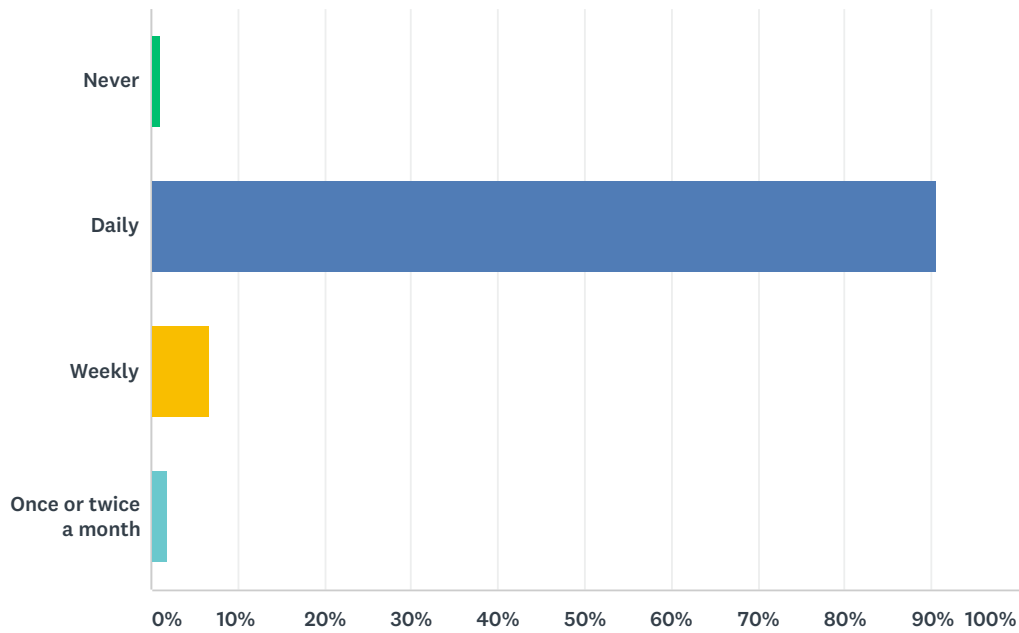
Answered: 104 Skipped: 23



ANSWER CHOICES	RESPONSES	
Never	50.96%	53
1-5	31.73%	33
6-9	7.69%	8
10 or more	9.62%	10
TOTAL		104

## Q18 How often do you have conversations with your child about what he or she is learning in school?

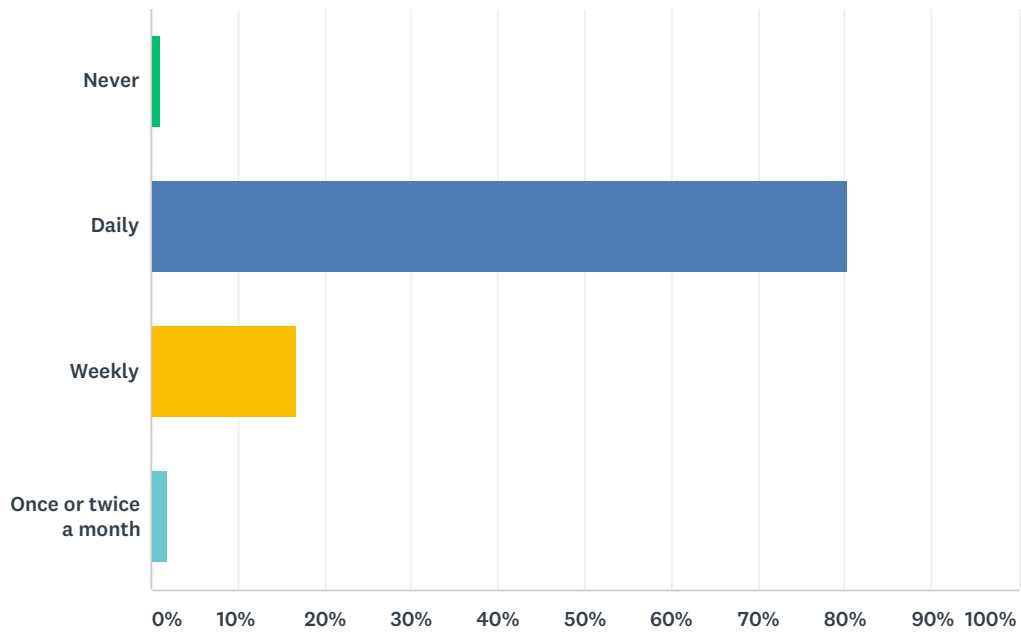
Answered: 106 Skipped: 21



ANSWER CHOICES	RESPONSES	
Never	0.94%	1
Daily	90.57%	96
Weekly	6.60%	7
Once or twice a month	1.89%	2
<b>TOTAL</b>		<b>106</b>

## Q19 How often do you work with your child on homework or class assignments?

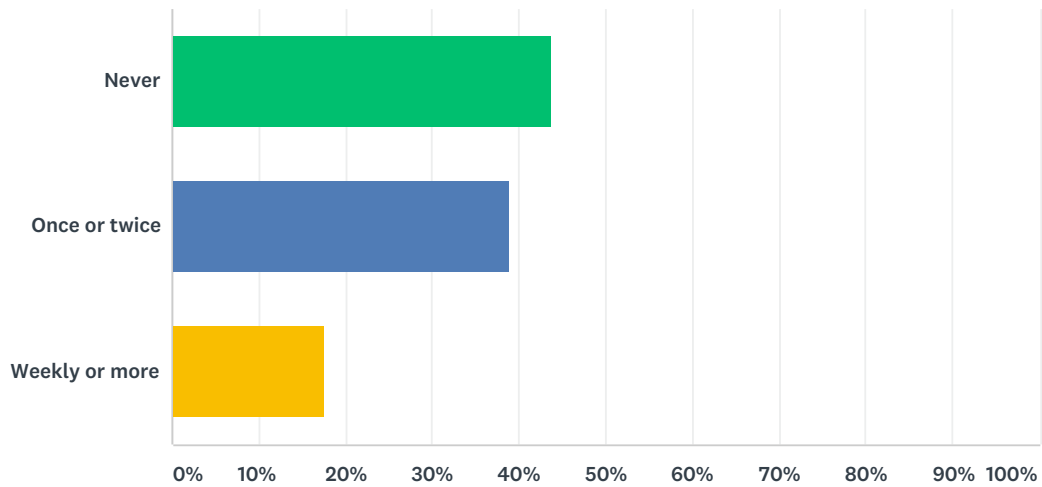
Answered: 102 Skipped: 25



ANSWER CHOICES	RESPONSES	
Never	0.98%	1
Daily	80.39%	82
Weekly	16.67%	17
Once or twice a month	1.96%	2
<b>TOTAL</b>		<b>102</b>

## Q20 In the past year, how often have you participated in classroom activities during the school day?

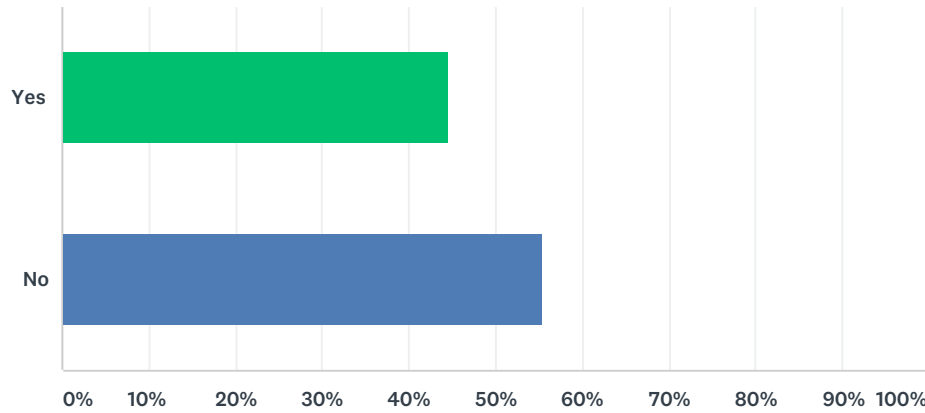
Answered: 103 Skipped: 24



ANSWER CHOICES	RESPONSES	
Never	43.69%	45
Once or twice	38.83%	40
Weekly or more	17.48%	18
<b>TOTAL</b>		<b>103</b>

## Q21 Is the cost of fingerprinting a barrier to volunteering at your child's school?

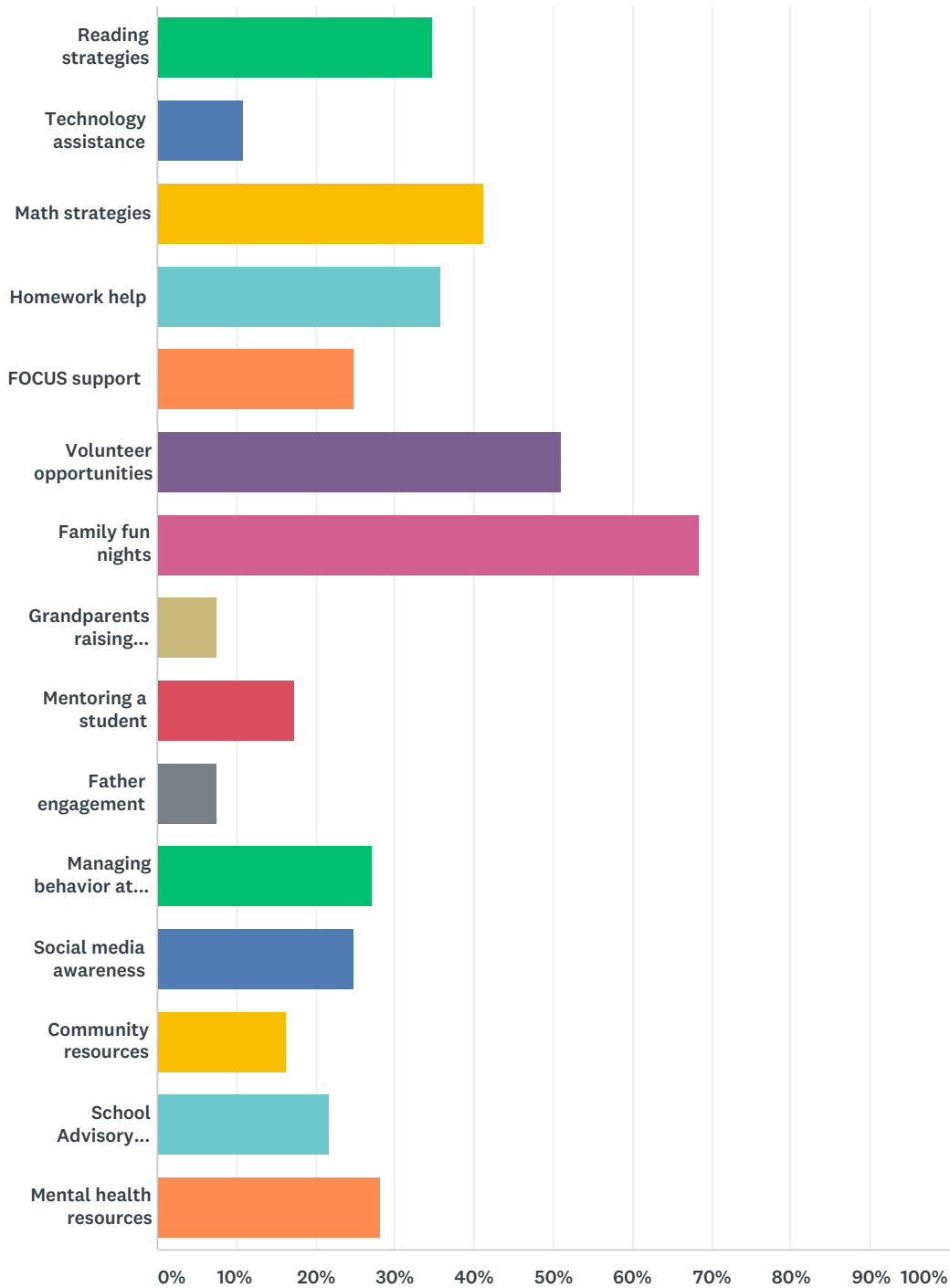
Answered: 103 Skipped: 24



ANSWER CHOICES	RESPONSES	
Yes	44.66%	46
No	55.34%	57
TOTAL		103

## Q22 Which of the following informational meetings and activities would you participate in or attend?

Answered: 92 Skipped: 35



ANSWER CHOICES	RESPONSES	
Reading strategies	34.78%	32
Technology assistance	10.87%	10

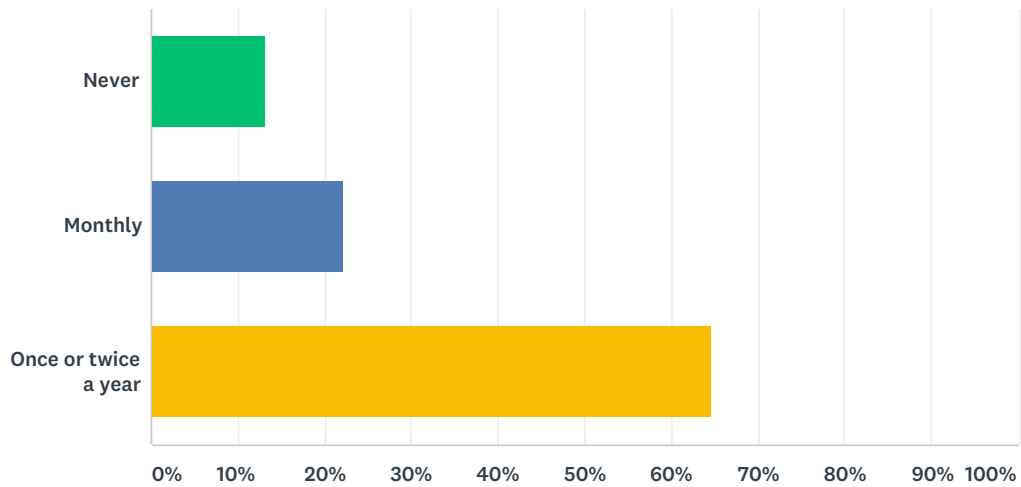


## Brevard Public Schools Elementary Parent Survey 2018-2019

Math strategies	41.30%	38
Homework help	35.87%	33
FOCUS support	25.00%	23
Volunteer opportunities	51.09%	47
Family fun nights	68.48%	63
Grandparents raising grandchildren	7.61%	7
Mentoring a student	17.39%	16
Father engagement	7.61%	7
Managing behavior at home	27.17%	25
Social media awareness	25.00%	23
Community resources	16.30%	15
School Advisory Council (SAC) or Parent-Teacher Organization (PTO/PTA)	21.74%	20
Mental health resources	28.26%	26
Total Respondents: 92		

**Q23 In the past year, how often did you attend a parent meeting or event at your child's school that supported your child's academic success?**

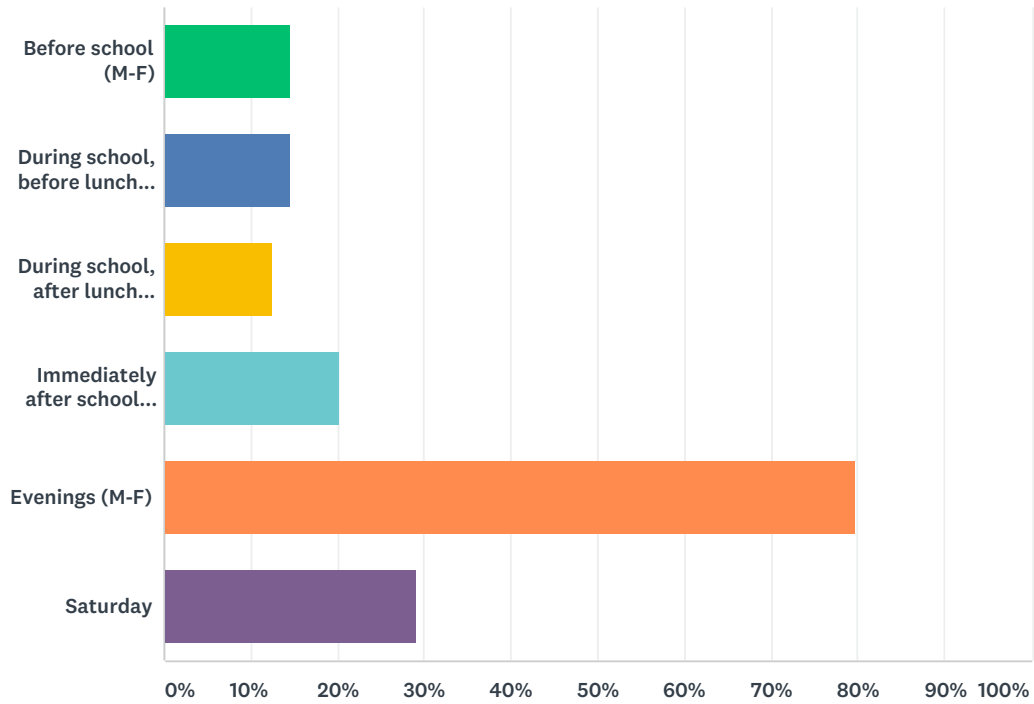
Answered: 99 Skipped: 28



ANSWER CHOICES	RESPONSES	
Never	13.13%	13
Monthly	22.22%	22
Once or twice a year	64.65%	64
<b>TOTAL</b>		<b>99</b>

## Q24 When is the best time for you to attend a school event for families?

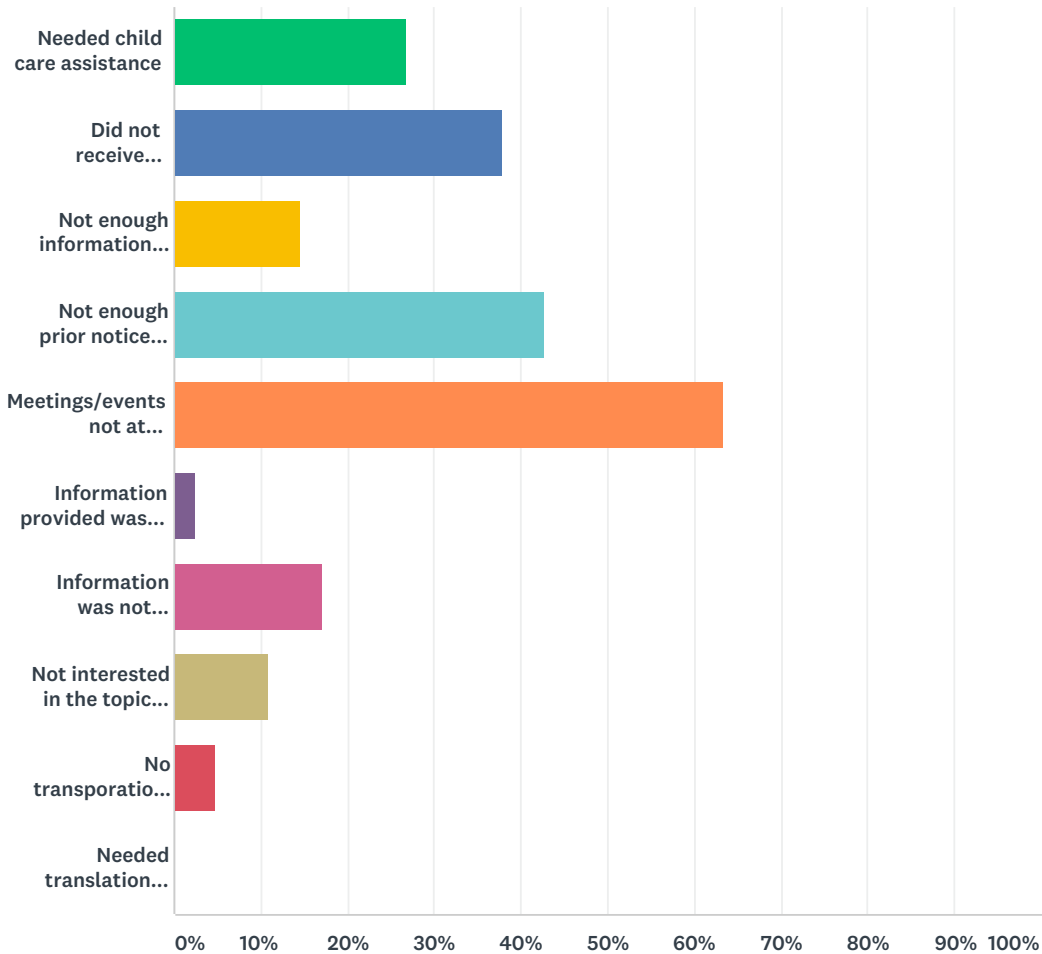
Answered: 103 Skipped: 24



ANSWER CHOICES	RESPONSES	
Before school (M-F)	14.56%	15
During school, before lunch (M-F)	14.56%	15
During school, after lunch (M-F)	12.62%	13
Immediately after school (M-F)	20.39%	21
Evenings (M-F)	79.61%	82
Saturday	29.13%	30
Total Respondents: 103		

### Q25 If you were unable to attend informational meetings or academic events, please share why. (check all that apply)

Answered: 82 Skipped: 45

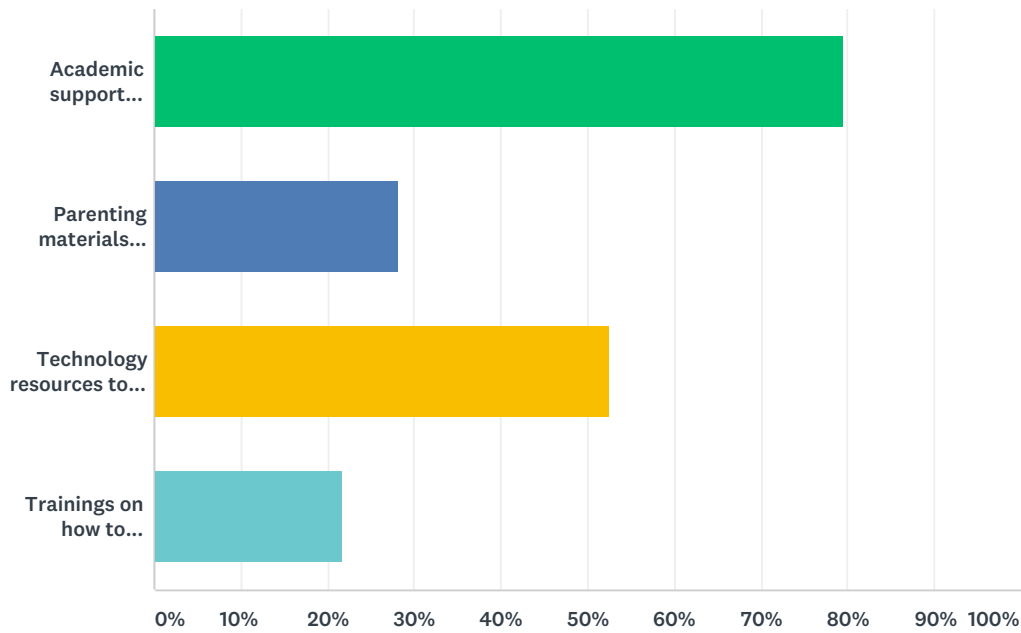


ANSWER CHOICES	RESPONSES	
Needed child care assistance	26.83%	22
Did not receive information about meetings/events	37.80%	31
Not enough information provided	14.63%	12
Not enough prior notice provided	42.68%	35
Meetings/events not at convenient times	63.41%	52
Information provided was difficult to understand	2.44%	2
Information was not relevant to me/my child	17.07%	14
Not interested in the topics presented	10.98%	9
No transportation to get to meetings/events	4.88%	4
Needed translation services	0.00%	0

Total Respondents: 82

## Q26 What types of family engagement resources would you use if they were provided at your school?

Answered: 78 Skipped: 49



ANSWER CHOICES	RESPONSES	
Academic support materials for families to use at home	79.49%	62
Parenting materials (articles and books for check out)	28.21%	22
Technology resources to support learning at home	52.56%	41
Trainings on how to participate in school decision-making committees	21.79%	17
Total Respondents: 78		

**Q27 What can Brevard Public Schools do to ensure your child is successful in elementary school?**

Answered: 54 Skipped: 73

**Q28 Please list any possible community organizations and/or businesses that you feel would be ideal school partners:**

Answered: 26 Skipped: 101



**Q29 What do you feel is working well at your child's school? (This is your chance to brag about your school and share what you like about it!)**

Answered: 47 Skipped: 80

**Q30 What do you feel is not working, difficult, and/or needs improvement at your child's school? (This is your chance to tell us what you would like to see changed.)**

Answered: 54 Skipped: 73