

## Q1 What school does your child attend?

Answered: 161 Skipped: 0





Brevard Public Schools Elementary Parent Survey 2018-2019

Johnson Middle

Jupiter  
Elementary

Kennedy Middle

Lockmar  
Elementary

Longleaf  
Elementary

Madison Middle

Manatee  
Elementary

McAuliffe  
Elementary

McNair Magnet  
Middle

Meadowlane  
Intermediate...

Meadowlane  
Primary...

Merritt Island  
High School ...

Melbourne High

Merritt Island  
High

MILA Elementary

Mims Elementary

Pathways at  
Gardendale...

Oak Park  
Elementary

Ocean Breeze  
Elementary

Palm Bay  
Elementary

Palm Bay High  
School VPK...

Brevard Public Schools Elementary Parent Survey 2018-2019

Palm Bay Magnet High									
Pinewood Elementary									
Port Malabar Elementary									
Quest Elementary...									
Riviera Elementary									
Rockledge High									
Roosevelt Elementary									
Sabal Elementary									
Satellite High School VPK...									
Satellite High									
Saturn Elementary									
Sea Park Elementary									
Sherwood Elementary									
Pathways at Pine Grove...									
South Area Head Start									
South Lake Elementary									
Southwest Middle									
Space Coast Jr./Sr. High									
Stevenson Elementary									
Stone Middle									
Sunrise Elementary									

## Brevard Public Schools Elementary Parent Survey 2018-2019



ANSWER CHOICES	RESPONSES	
Atlantis Elementary	100.00%	161
Riverview School	0.00%	0
Allen, Roy Elementary	0.00%	0
Andersen Elementary	0.00%	0
Apollo Elementary	0.00%	0
Astronaut High	0.00%	0
Audubon Elementary	0.00%	0
Bayside High	0.00%	0
Brevard Virtual Instruction Program (BVIP)	0.00%	0
Cambridge Elementary Magnet	0.00%	0
Cape View Elementary	0.00%	0

Brevard Public Schools Elementary Parent Survey 2018-2019

Carroll, Lewis Elementary	0.00%	0
Central Middle	0.00%	0
Challenger 7 Elementary	0.00%	0
Cocoa Beach Jr./Sr. High	0.00%	0
Cocoa High	0.00%	0
Columbia Elementary	0.00%	0
Coquina Elementary	0.00%	0
Dr W. J. Creel Elementary	0.00%	0
Croton Elementary	0.00%	0
DeLaura Middle	0.00%	0
Discovery Elementary	0.00%	0
Eau Gallie High	0.00%	0
Edgewood Jr./Sr. High	0.00%	0
Endeavour Elementary	0.00%	0
Eau Gallie High School VPK program	0.00%	0
Enterprise Elementary	0.00%	0
Fairglen Elementary	0.00%	0
Freedom 7 Elementary	0.00%	0
Gemini Elementary	0.00%	0
Golfview Elementary	0.00%	0
Harbor City Elementary	0.00%	0
Heritage High	0.00%	0
Holland Elementary	0.00%	0
Hoover Middle	0.00%	0
Imperial Estates Elementary	0.00%	0
Indialantic Elementary	0.00%	0
Jackson Middle	0.00%	0
Jefferson Middle	0.00%	0
Johnson Middle	0.00%	0
Jupiter Elementary	0.00%	0
Kennedy Middle	0.00%	0
Lockmar Elementary	0.00%	0
Longleaf Elementary	0.00%	0
Madison Middle	0.00%	0
Manatee Elementary	0.00%	0

Brevard Public Schools Elementary Parent Survey 2018-2019

McAuliffe Elementary	0.00%	0
McNair Magnet Middle	0.00%	0
Meadowlane Intermediate Elementary	0.00%	0
Meadowlane Primary Elementary	0.00%	0
Merritt Island High School VPK program	0.00%	0
Melbourne High	0.00%	0
Merritt Island High	0.00%	0
MILA Elementary	0.00%	0
Mims Elementary	0.00%	0
Pathways at Gardendale (North/Central Area Alternative Center)	0.00%	0
Oak Park Elementary	0.00%	0
Ocean Breeze Elementary	0.00%	0
Palm Bay Elementary	0.00%	0
Palm Bay High School VPK program	0.00%	0
Palm Bay Magnet High	0.00%	0
Pinewood Elementary	0.00%	0
Port Malabar Elementary	0.00%	0
Quest Elementary School	0.00%	0
Riviera Elementary	0.00%	0
Rockledge High	0.00%	0
Roosevelt Elementary	0.00%	0
Sabal Elementary	0.00%	0
Satellite High School VPK program	0.00%	0
Satellite High	0.00%	0
Saturn Elementary	0.00%	0
Sea Park Elementary	0.00%	0
Sherwood Elementary	0.00%	0
Pathways at Pine Grove (South Area Alternative Center)	0.00%	0
South Area Head Start	0.00%	0
South Lake Elementary	0.00%	0
Southwest Middle	0.00%	0
Space Coast Jr./Sr. High	0.00%	0
Stevenson Elementary	0.00%	0
Stone Middle	0.00%	0
Sunrise Elementary	0.00%	0

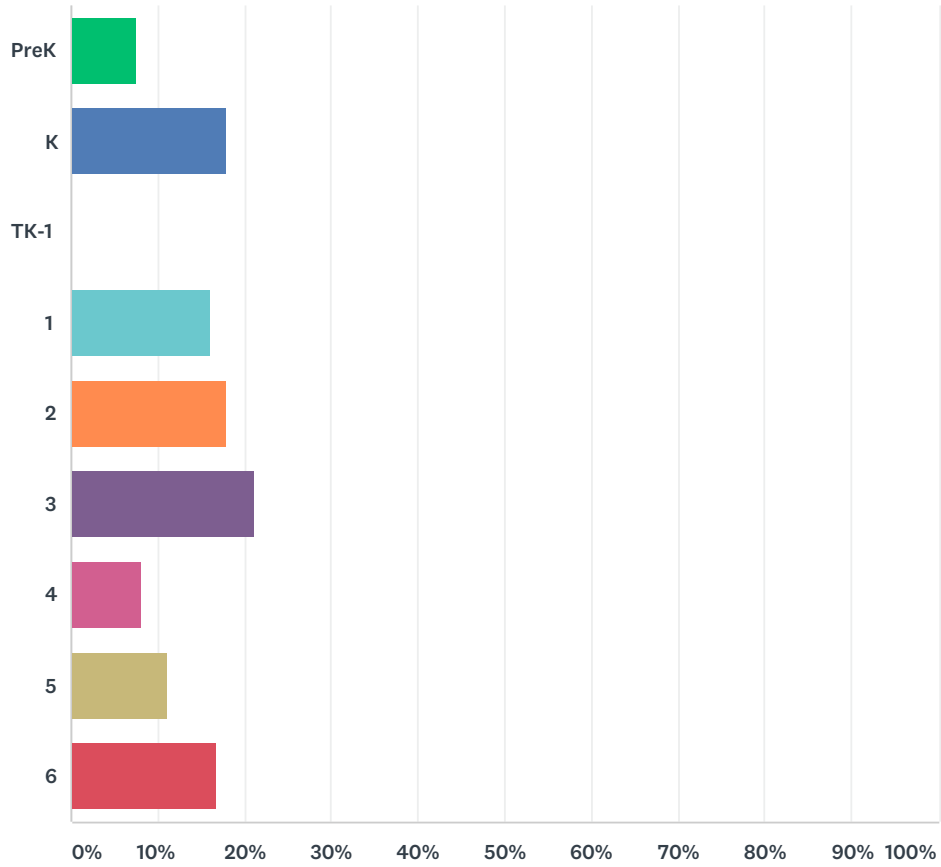
## Brevard Public Schools Elementary Parent Survey 2018-2019

Suntree Elementary	0.00%	0
Surfside Elementary	0.00%	0
Titusville High	0.00%	0
Tropical Elementary	0.00%	0
Turner Elementary	0.00%	0
University Park Elementary	0.00%	0
Viera High School VPK program	0.00%	0
Viera High	0.00%	0
West Melbourne Elementary School for Science	0.00%	0
West Shore Jr./Sr. High	0.00%	0
Westside Elementary	0.00%	0
Williams Elementary	0.00%	0
<b>TOTAL</b>		<b>161</b>



## Q2 What is your child's current grade level?

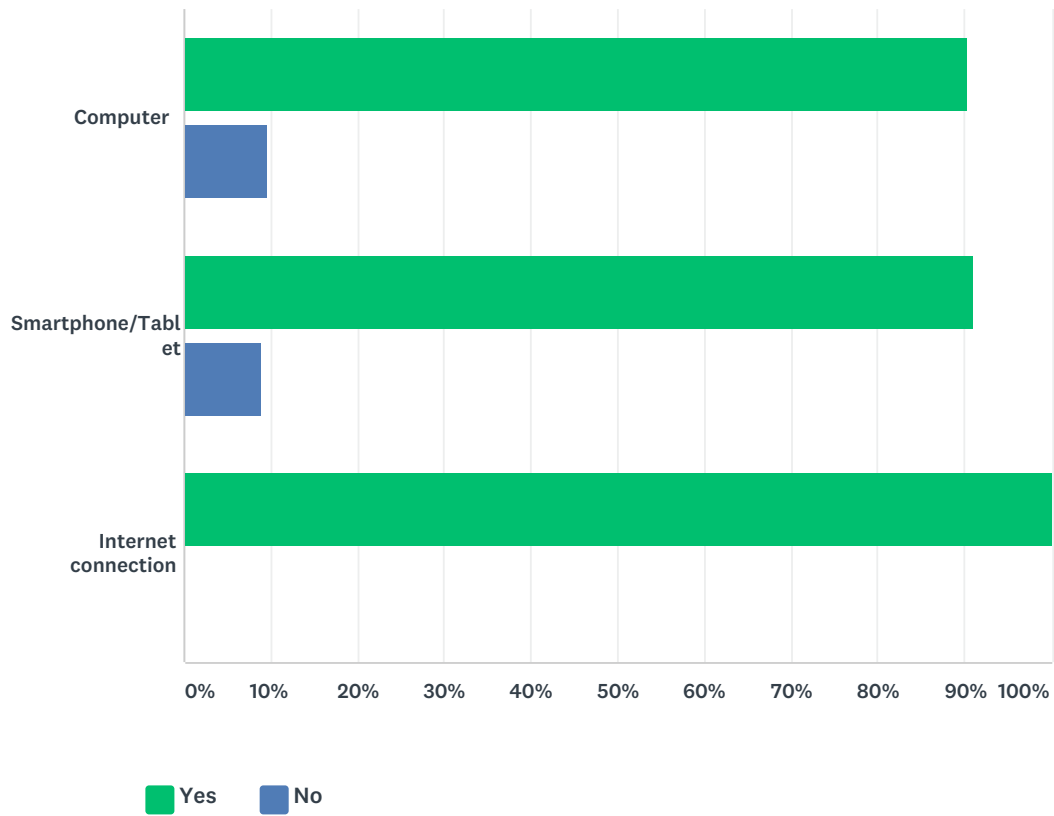
Answered: 161 Skipped: 0



ANSWER CHOICES	RESPONSES	
PreK	7.45%	12
K	18.01%	29
TK-1	0.00%	0
1	16.15%	26
2	18.01%	29
3	21.12%	34
4	8.07%	13
5	11.18%	18
6	16.77%	27
Total Respondents: 161		

### Q3 Does your child have access to a computer and internet connection outside of school?

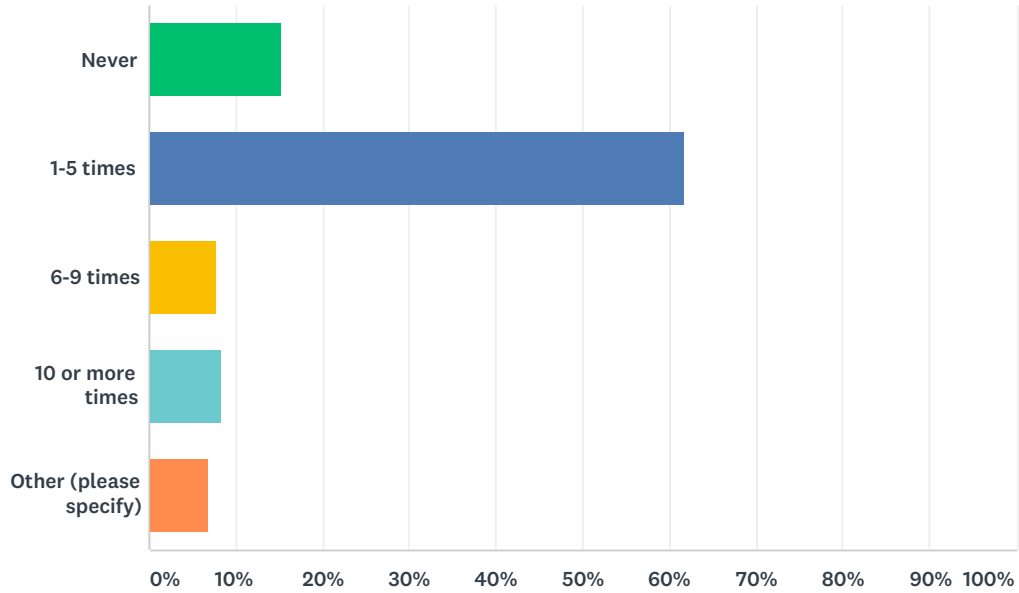
Answered: 157 Skipped: 4



	YES	NO	TOTAL
Computer	90.45% 142	9.55% 15	157
Smartphone/Tablet	90.91% 140	9.09% 14	154
Internet connection	100.00% 153	0.00% 0	153

## Q4 How many times per month do you access the school website?

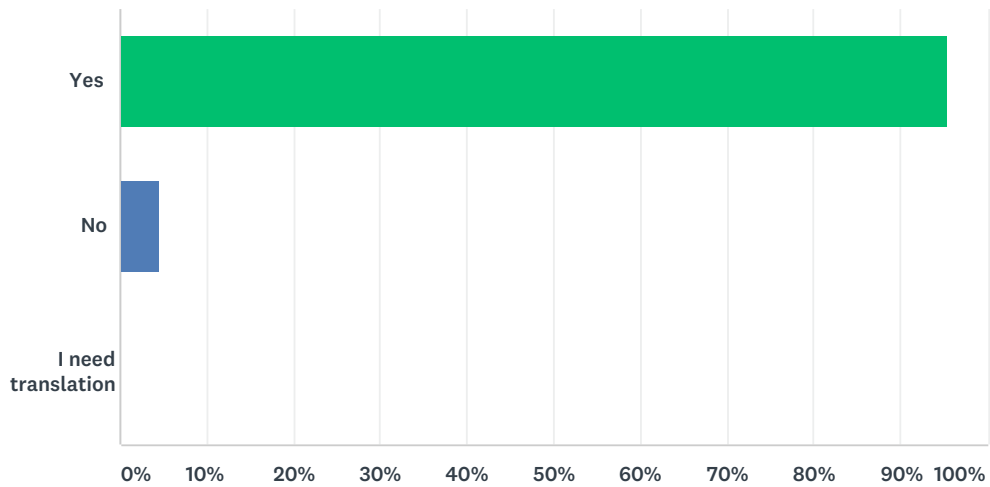
Answered: 157 Skipped: 4



ANSWER CHOICES	RESPONSES	
Never	15.29%	24
1-5 times	61.78%	97
6-9 times	7.64%	12
10 or more times	8.28%	13
Other (please specify)	7.01%	11
<b>TOTAL</b>		<b>157</b>

### Q5 Does your child's school keep you informed about information and events in a format that is easy to understand?

Answered: 154 Skipped: 7

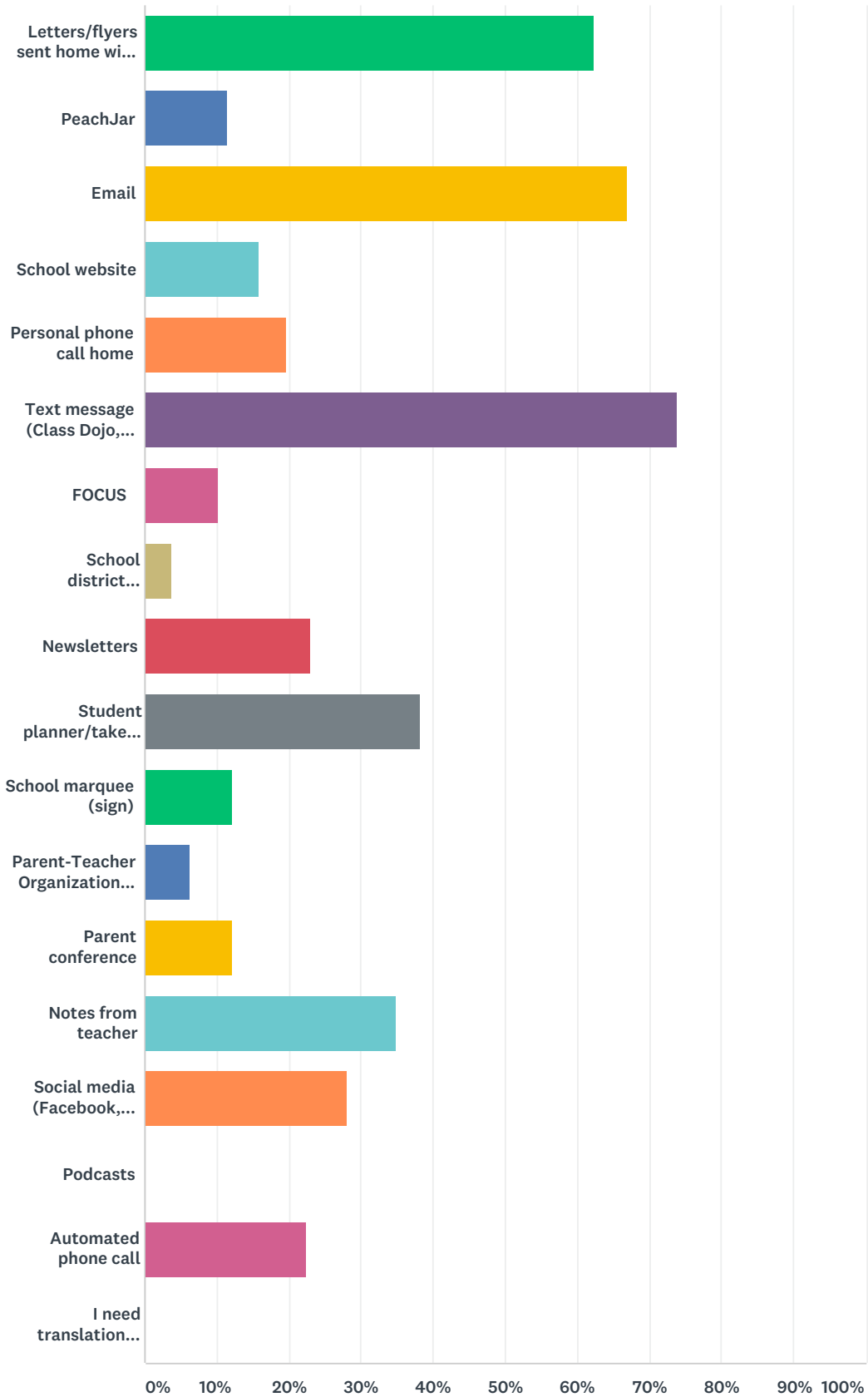


ANSWER CHOICES	RESPONSES	
Yes	95.45%	147
No	4.55%	7
I need translation	0.00%	0
<b>TOTAL</b>		<b>154</b>

**Q6 How would you prefer to receive information about events and/or your child's progress from the school? (check all that apply)**

Answered: 157 Skipped: 4

## Brevard Public Schools Elementary Parent Survey 2018-2019



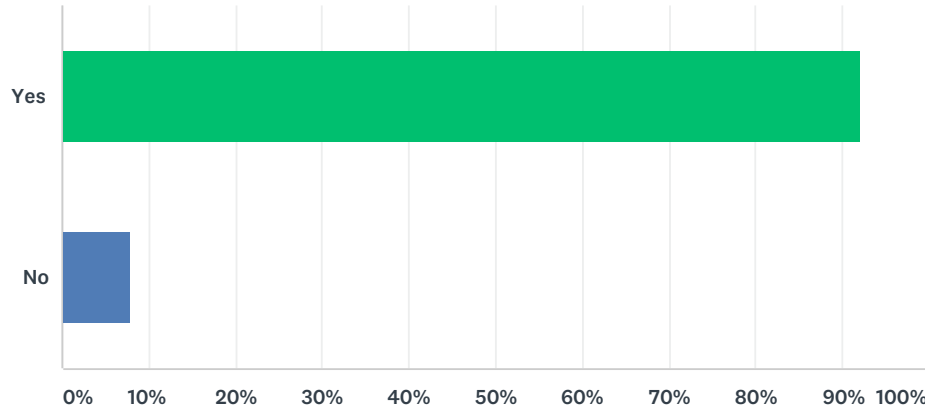
ANSWER CHOICES	RESPONSES
Letters/flyers sent home with students	62.42% <span style="float: right;">98</span>

## Brevard Public Schools Elementary Parent Survey 2018-2019

PeachJar	11.46%	18
Email	66.88%	105
School website	15.92%	25
Personal phone call home	19.75%	31
Text message (Class Dojo, Remind)	73.89%	116
FOCUS	10.19%	16
School district website	3.82%	6
Newsletters	22.93%	36
Student planner/take-home folder	38.22%	60
School marquee (sign)	12.10%	19
Parent-Teacher Organization (PTO/PTA)	6.37%	10
Parent conference	12.10%	19
Notes from teacher	35.03%	55
Social media (Facebook, Twitter)	28.03%	44
Podcasts	0.00%	0
Automated phone call	22.29%	35
I need translation assistance	0.00%	0
Total Respondents: 157		

### Q7 Do you feel welcome at your child's school?

Answered: 150 Skipped: 11

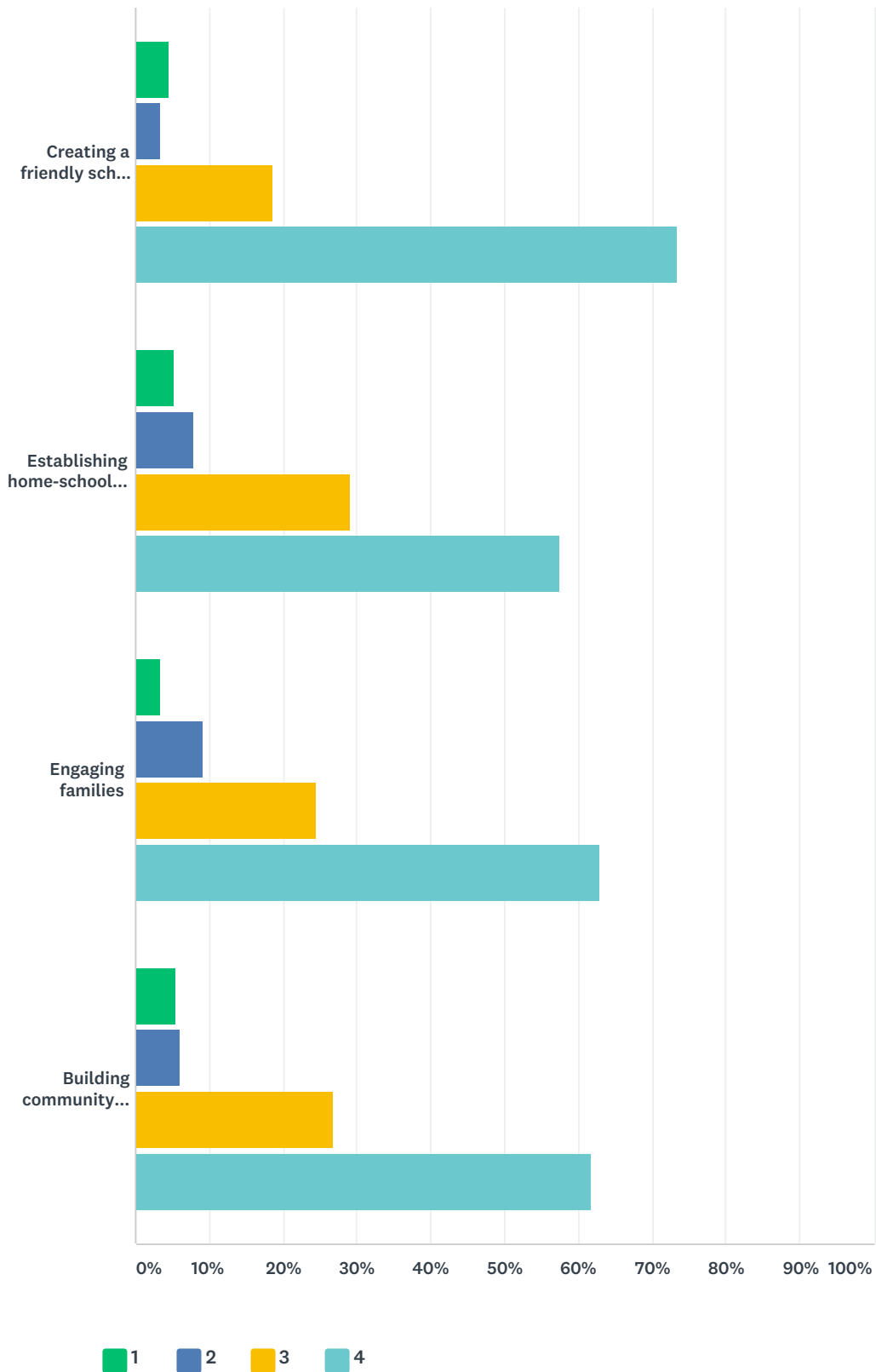


ANSWER CHOICES	RESPONSES	
Yes	92.00%	138
No	8.00%	12
TOTAL		150



Q8 Please rank the following from 1 (not well) through 4 (extremely well) according to how well your child's school supports each area:

Answered: 151 Skipped: 10

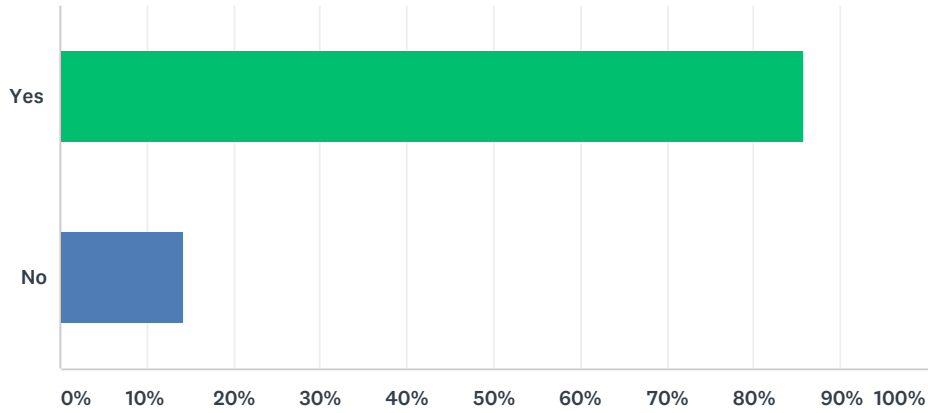


Brevard Public Schools Elementary Parent Survey 2018-2019

	1	2	3	4	TOTAL	WEIGHTED AVERAGE
Creating a friendly school climate	4.64% 7	3.31% 5	18.54% 28	73.51% 111	151	3.61
Establishing home-school communications	5.30% 8	7.95% 12	29.14% 44	57.62% 87	151	3.39
Engaging families	3.31% 5	9.27% 14	24.50% 37	62.91% 95	151	3.47
Building community partnerships	5.37% 8	6.04% 9	26.85% 40	61.74% 92	149	3.45

### Q9 Have you been given opportunities to provide input and feedback into school decisions (school improvement, Title I services, event planning, discipline)?

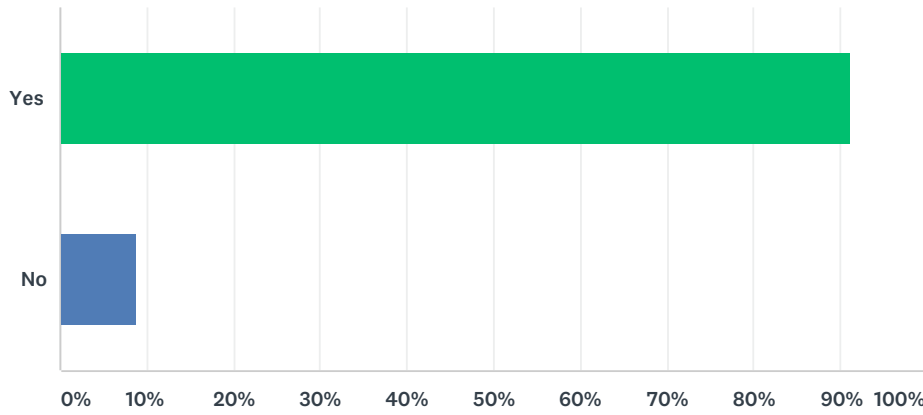
Answered: 148 Skipped: 13



ANSWER CHOICES	RESPONSES	
Yes	85.81%	127
No	14.19%	21
TOTAL		148

### Q10 Do you feel your child's school values input from families?

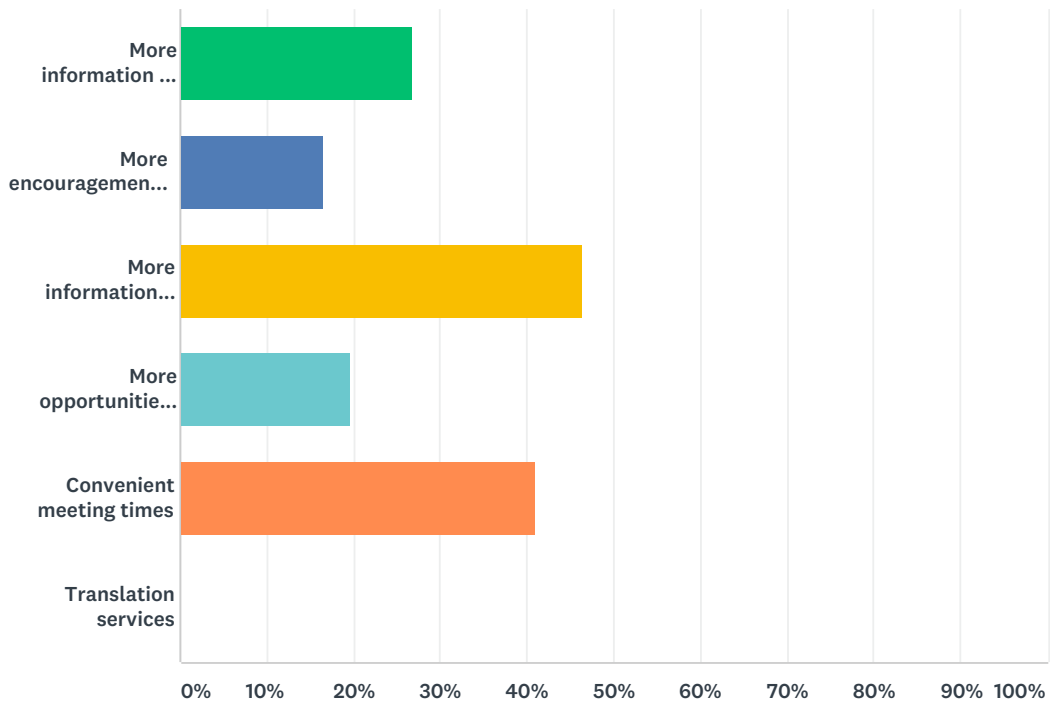
Answered: 147 Skipped: 14



ANSWER CHOICES	RESPONSES	
Yes	91.16%	134
No	8.84%	13
TOTAL		147

## Q11 How could your school assist you in playing a more active role in school decision-making?

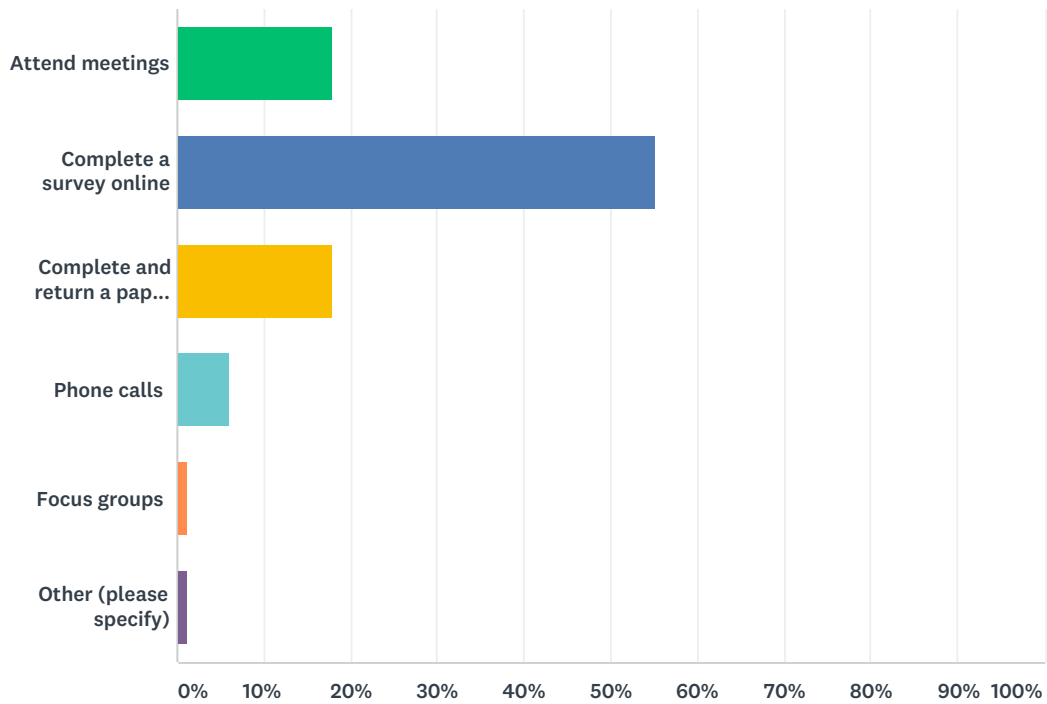
Answered: 127 Skipped: 34



ANSWER CHOICES	RESPONSES	
More information on how to become engaged	26.77%	34
More encouragement from the school to become engaged	16.54%	21
More information about school issues to be addressed	46.46%	59
More opportunities to share my opinion about school issues	19.69%	25
Convenient meeting times	40.94%	52
Translation services	0.00%	0
Total Respondents: 127		

## Q12 What is the best way for you to provide input regarding your child's school?

Answered: 150 Skipped: 11



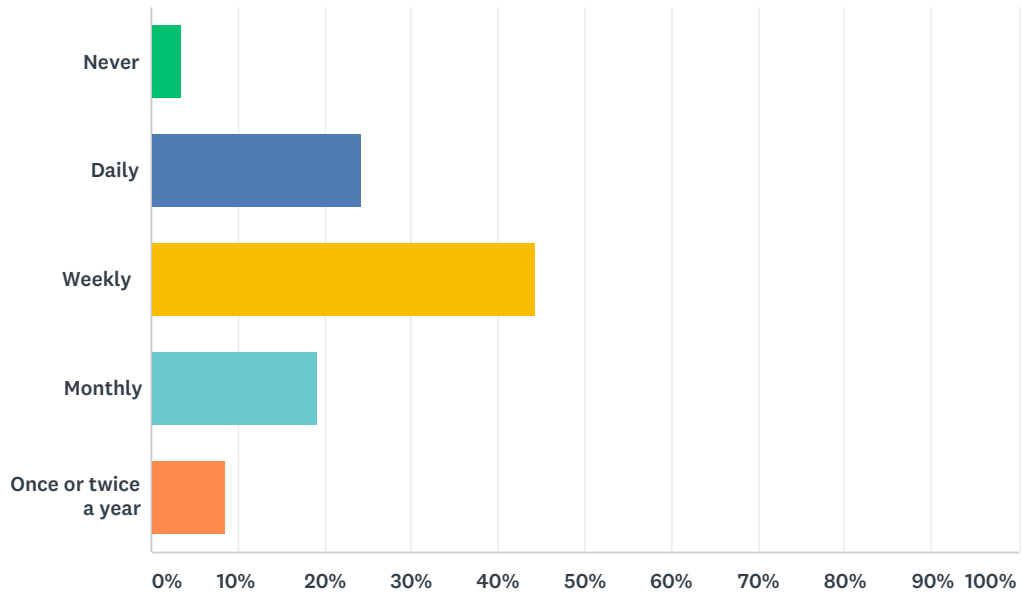
ANSWER CHOICES	RESPONSES	
Attend meetings	18.00%	27
Complete a survey online	55.33%	83
Complete and return a paper survey	18.00%	27
Phone calls	6.00%	9
Focus groups	1.33%	2
Other (please specify)	1.33%	2
<b>TOTAL</b>		<b>150</b>

**Q13 In what ways can family engagement be strengthened at your child's school?**

Answered: 61 Skipped: 100

## Q14 How often do you communicate with your child's teachers?

Answered: 140 Skipped: 21

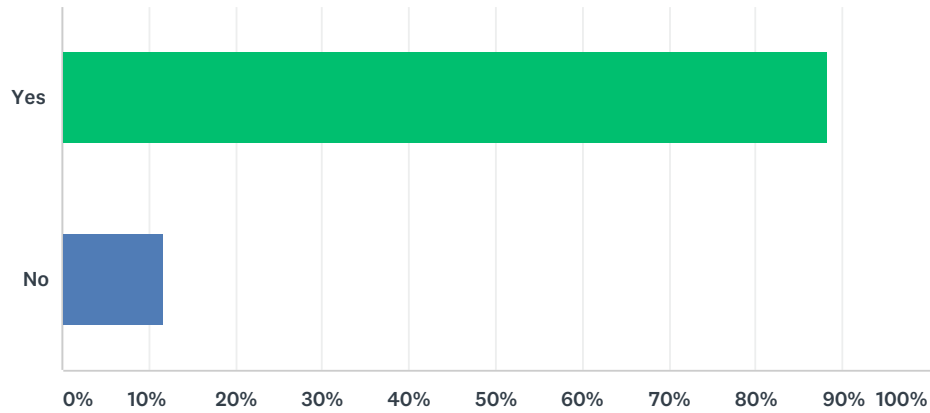


ANSWER CHOICES	RESPONSES	
Never	3.57%	5
Daily	24.29%	34
Weekly	44.29%	62
Monthly	19.29%	27
Once or twice a year	8.57%	12
<b>TOTAL</b>		<b>140</b>



### Q15 Are you aware of what your child is expected to master in all subject areas?

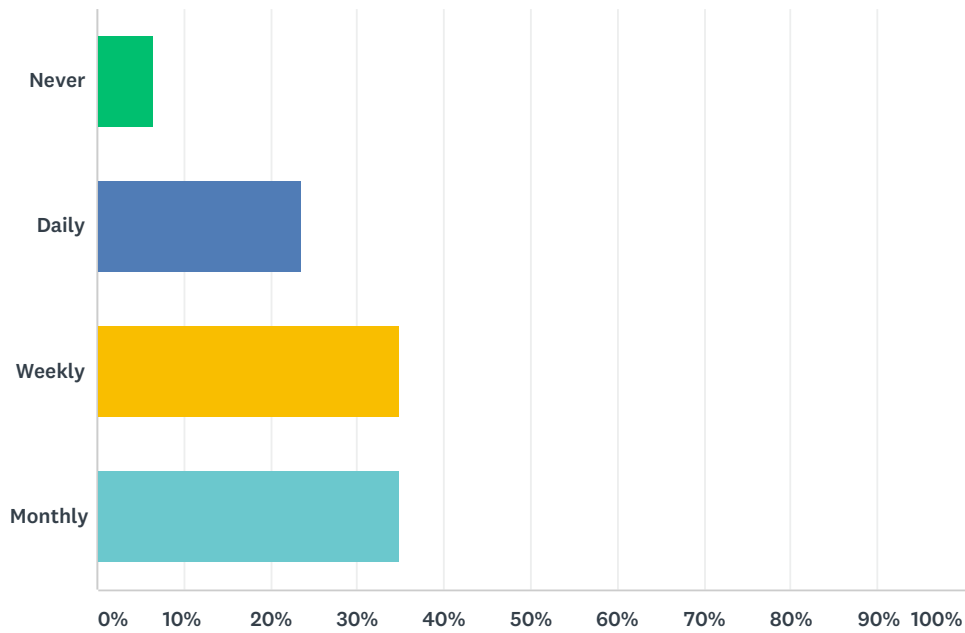
Answered: 144 Skipped: 17



ANSWER CHOICES	RESPONSES	
Yes	88.19%	127
No	11.81%	17
TOTAL		144

### Q16 How often does your child's teacher communicate with you about your child's progress?

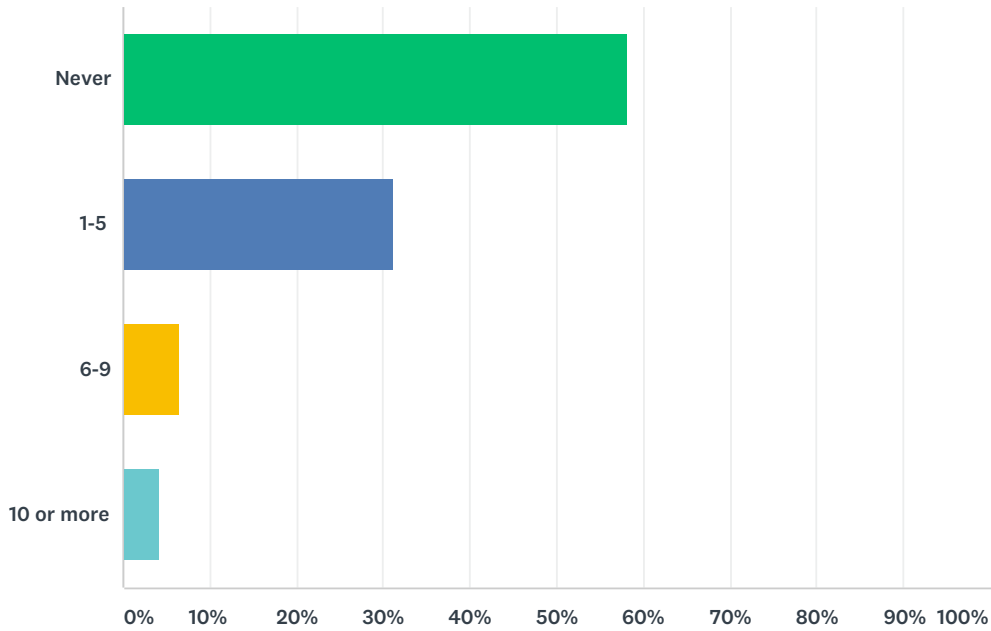
Answered: 123 Skipped: 38



ANSWER CHOICES	RESPONSES	
Never	6.50%	8
Daily	23.58%	29
Weekly	34.96%	43
Monthly	34.96%	43
TOTAL		123

## Q17 How many times per month do you access your child's grades through FOCUS?

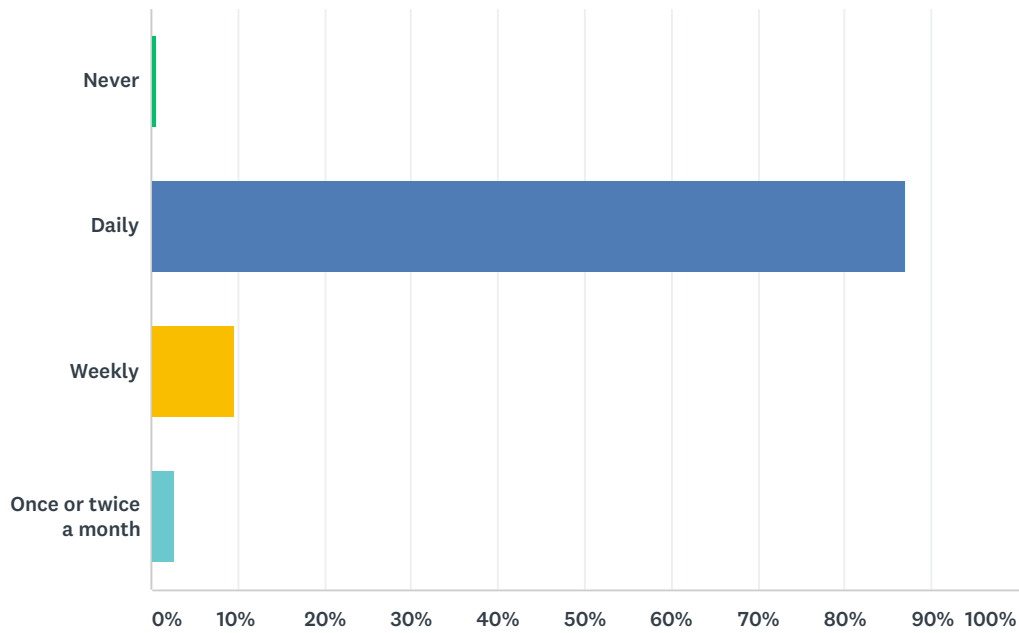
Answered: 141 Skipped: 20



ANSWER CHOICES	RESPONSES	
Never	58.16%	82
1-5	31.21%	44
6-9	6.38%	9
10 or more	4.26%	6
<b>TOTAL</b>		<b>141</b>

## Q18 How often do you have conversations with your child about what he or she is learning in school?

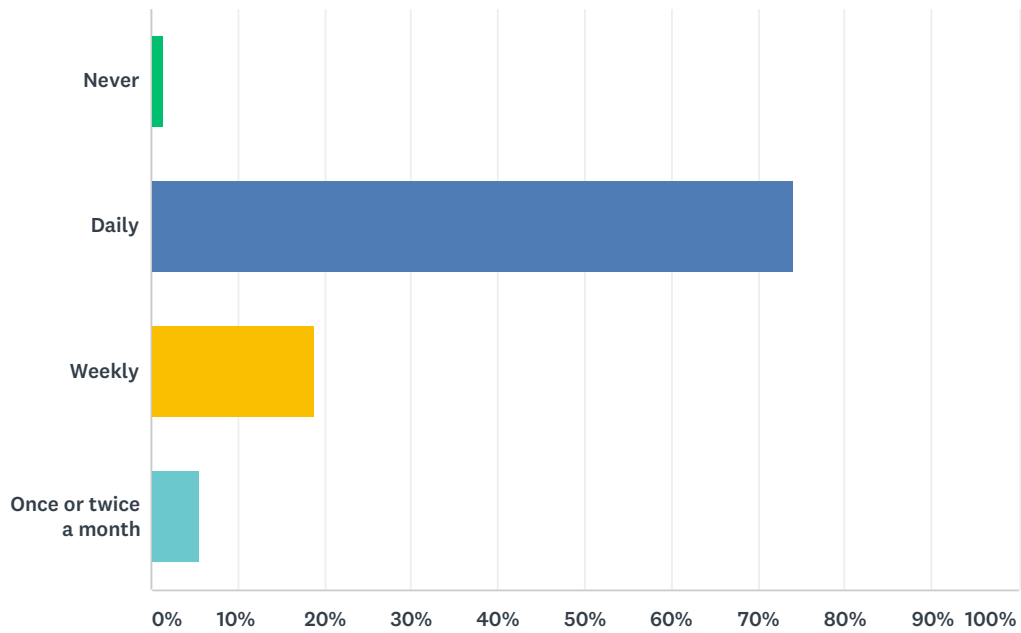
Answered: 147 Skipped: 14



ANSWER CHOICES	RESPONSES
Never	0.68% 1
Daily	87.07% 128
Weekly	9.52% 14
Once or twice a month	2.72% 4
<b>TOTAL</b>	<b>147</b>

## Q19 How often do you work with your child on homework or class assignments?

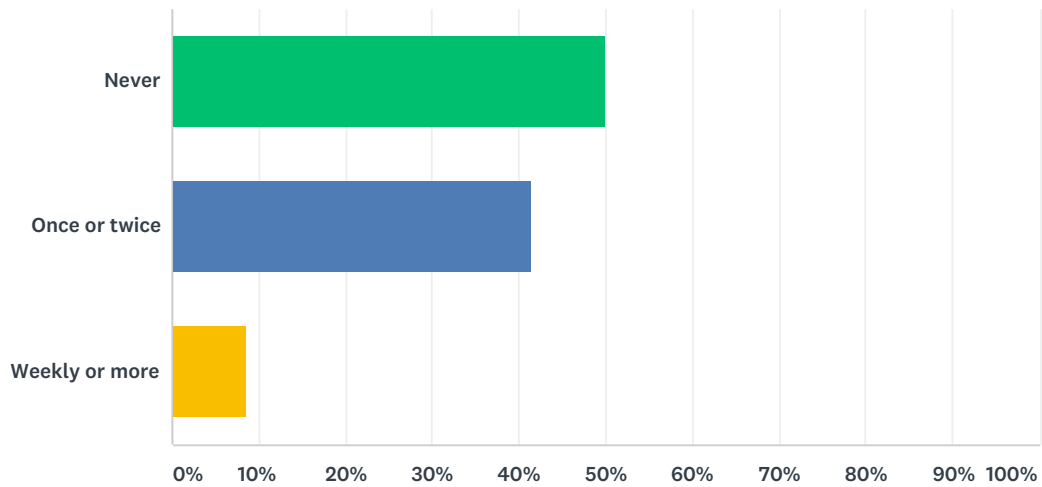
Answered: 143 Skipped: 18



ANSWER CHOICES	RESPONSES	
Never	1.40%	2
Daily	74.13%	106
Weekly	18.88%	27
Once or twice a month	5.59%	8
<b>TOTAL</b>		<b>143</b>

## Q20 In the past year, how often have you participated in classroom activities during the school day?

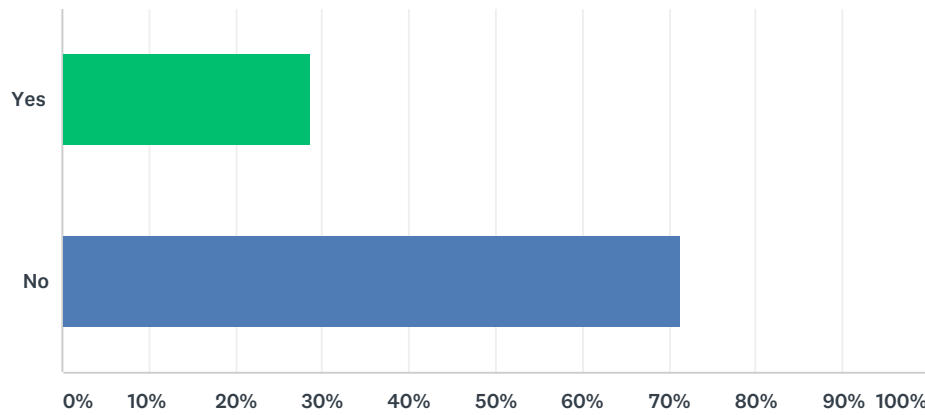
Answered: 140 Skipped: 21



ANSWER CHOICES	RESPONSES	
Never	50.00%	70
Once or twice	41.43%	58
Weekly or more	8.57%	12
<b>TOTAL</b>		<b>140</b>

## Q21 Is the cost of fingerprinting a barrier to volunteering at your child's school?

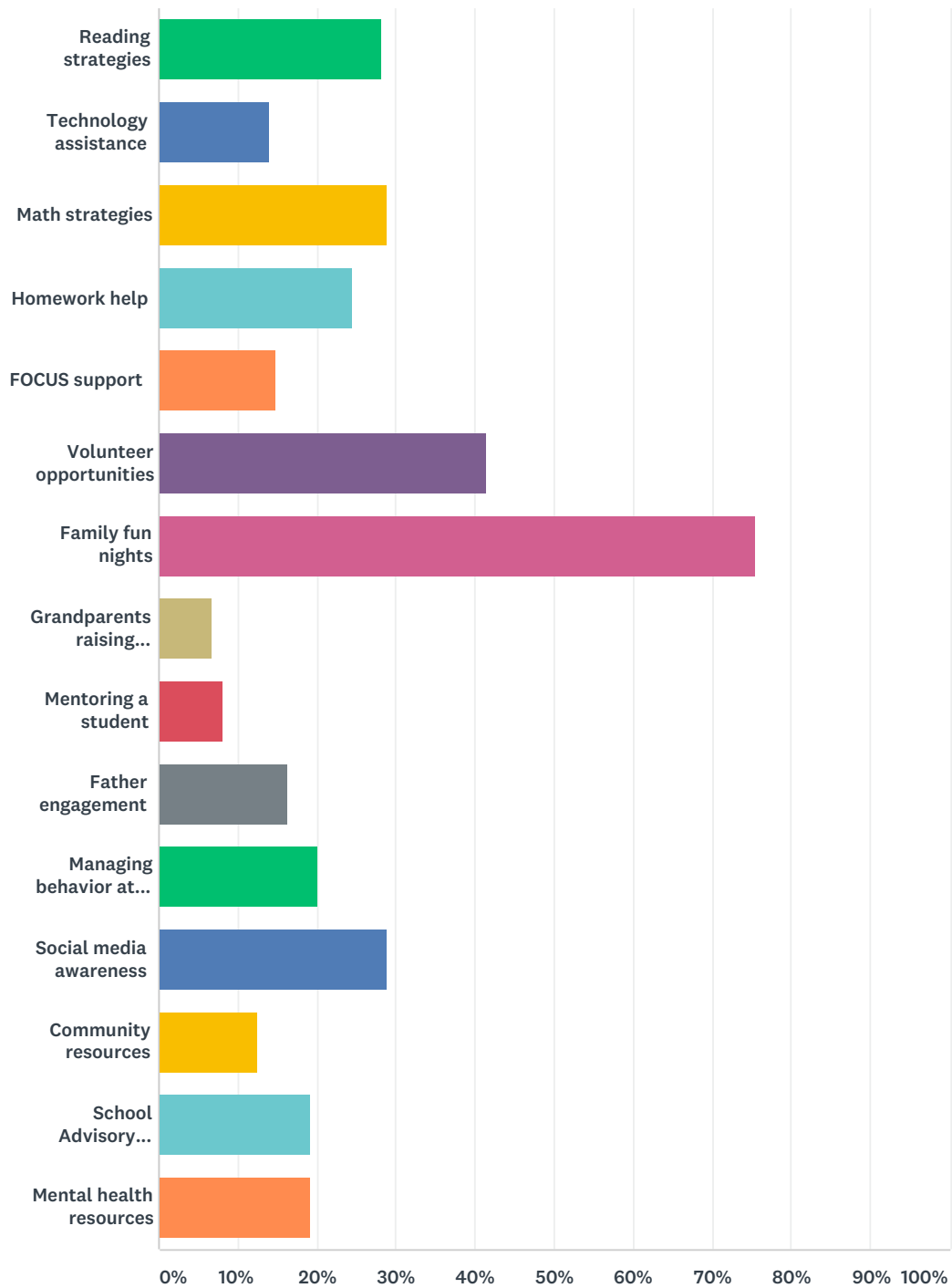
Answered: 147 Skipped: 14



ANSWER CHOICES	RESPONSES	
Yes	28.57%	42
No	71.43%	105
TOTAL		147

## Q22 Which of the following informational meetings and activities would you participate in or attend?

Answered: 135 Skipped: 26



ANSWER CHOICES	RESPONSES	
Reading strategies	28.15%	38
Technology assistance	14.07%	19

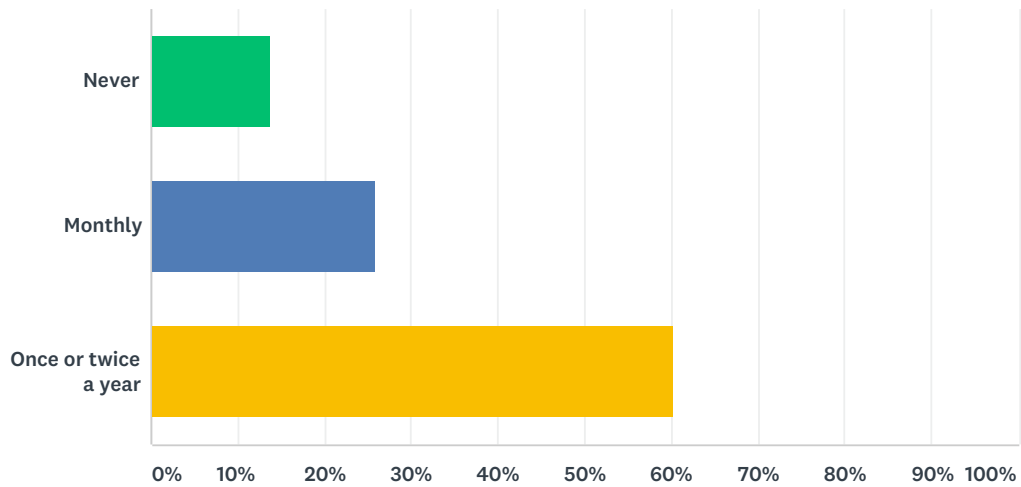


## Brevard Public Schools Elementary Parent Survey 2018-2019

Math strategies	28.89%	39
Homework help	24.44%	33
FOCUS support	14.81%	20
Volunteer opportunities	41.48%	56
Family fun nights	75.56%	102
Grandparents raising grandchildren	6.67%	9
Mentoring a student	8.15%	11
Father engagement	16.30%	22
Managing behavior at home	20.00%	27
Social media awareness	28.89%	39
Community resources	12.59%	17
School Advisory Council (SAC) or Parent-Teacher Organization (PTO/PTA)	19.26%	26
Mental health resources	19.26%	26
Total Respondents: 135		

### Q23 In the past year, how often did you attend a parent meeting or event at your child's school that supported your child's academic success?

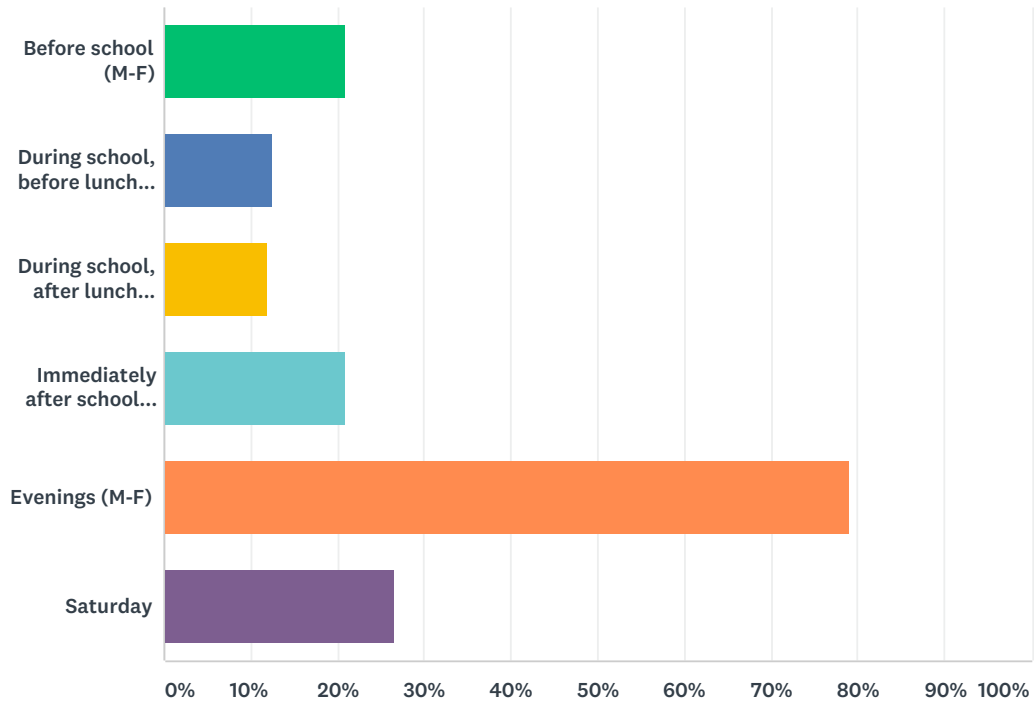
Answered: 131 Skipped: 30



ANSWER CHOICES	RESPONSES	
Never	13.74%	18
Monthly	25.95%	34
Once or twice a year	60.31%	79
<b>TOTAL</b>		<b>131</b>

## Q24 When is the best time for you to attend a school event for families?

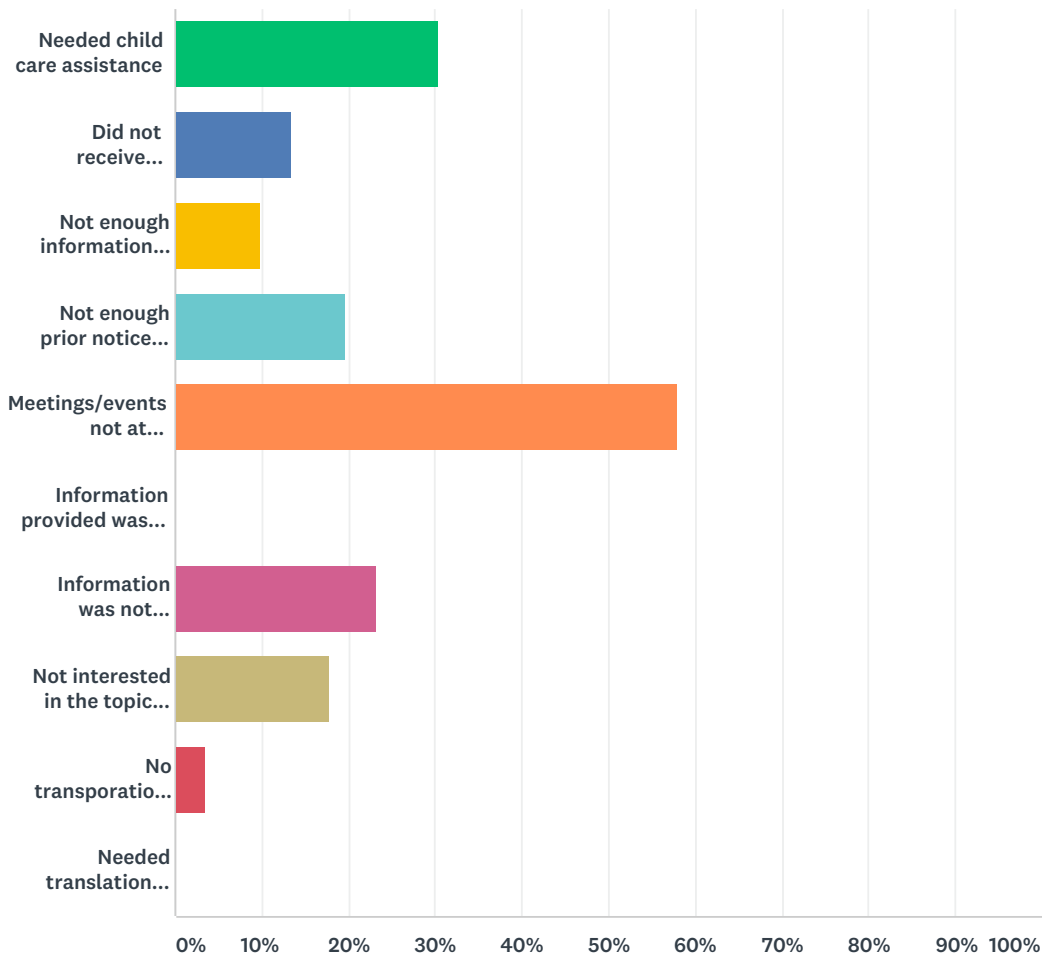
Answered: 143 Skipped: 18



ANSWER CHOICES	RESPONSES	
Before school (M-F)	20.98%	30
During school, before lunch (M-F)	12.59%	18
During school, after lunch (M-F)	11.89%	17
Immediately after school (M-F)	20.98%	30
Evenings (M-F)	79.02%	113
Saturday	26.57%	38
Total Respondents: 143		

## Q25 If you were unable to attend informational meetings or academic events, please share why. (check all that apply)

Answered: 112 Skipped: 49

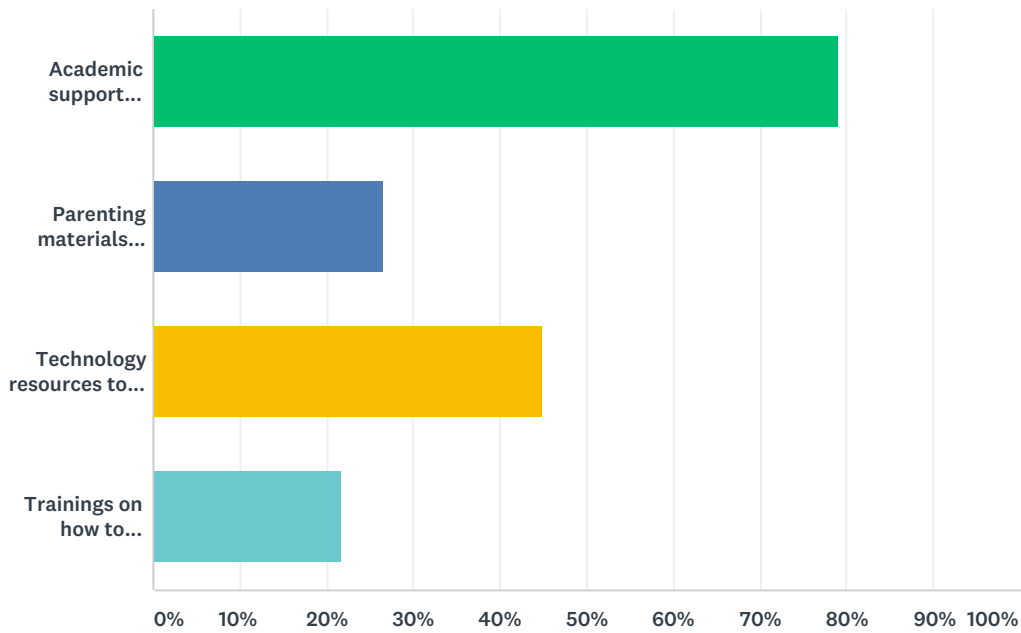


ANSWER CHOICES	RESPONSES	
Needed child care assistance	30.36%	34
Did not receive information about meetings/events	13.39%	15
Not enough information provided	9.82%	11
Not enough prior notice provided	19.64%	22
Meetings/events not at convenient times	58.04%	65
Information provided was difficult to understand	0.00%	0
Information was not relevant to me/my child	23.21%	26
Not interested in the topics presented	17.86%	20
No transportation to get to meetings/events	3.57%	4
Needed translation services	0.00%	0

Total Respondents: 112

## Q26 What types of family engagement resources would you use if they were provided at your school?

Answered: 120 Skipped: 41



ANSWER CHOICES	RESPONSES	
Academic support materials for families to use at home	79.17%	95
Parenting materials (articles and books for check out)	26.67%	32
Technology resources to support learning at home	45.00%	54
Trainings on how to participate in school decision-making committees	21.67%	26
Total Respondents: 120		

**Q27 What can Brevard Public Schools do to ensure your child is successful in elementary school?**

Answered: 73 Skipped: 88

**Q28 Please list any possible community organizations and/or businesses that you feel would be ideal school partners:**

Answered: 28 Skipped: 133



**Q29 What do you feel is working well at your child's school? (This is your chance to brag about your school and share what you like about it!)**

Answered: 78 Skipped: 83

**Q30 What do you feel is not working, difficult, and/or needs improvement at your child's school? (This is your chance to tell us what you would like to see changed.)**

Answered: 65 Skipped: 96