

Q1 What school does your child attend?

Answered: 68 Skipped: 0



Brevard Public Schools Elementary Parent Survey 2018-2019

Croton Elementary										
DeLaura Middle										
Discovery Elementary										
Eau Gallie High										
Edgewood Jr./Sr. High										
Endeavour Elementary										
Eau Gallie High School ...										
Enterprise Elementary										
Fairglen Elementary										
Freedom 7 Elementary										
Gemini Elementary										
Golfview Elementary										
Harbor City Elementary										
Heritage High										
Holland Elementary										
Hoover Middle										
Imperial Estates...										
Indialantic Elementary										
Jackson Middle										
Jefferson Middle										

Brevard Public Schools Elementary Parent Survey 2018-2019

Johnson Middle

Jupiter
Elementary

Kennedy Middle

Lockmar
Elementary

Longleaf
Elementary

Madison Middle

Manatee
Elementary

McAuliffe
Elementary

McNair Magnet
Middle

Meadowlane
Intermediate...

Meadowlane
Primary...

Merritt Island
High School ...

Melbourne High

Merritt Island
High

MILA Elementary

Mims Elementary

Pathways at
Gardendale...

Oak Park
Elementary

Ocean Breeze
Elementary

Palm Bay
Elementary

Palm Bay High
School VPK...

Brevard Public Schools Elementary Parent Survey 2018-2019

Palm Bay Magnet High									
Pinewood Elementary									
Port Malabar Elementary									
Quest Elementary...									
Riviera Elementary									
Rockledge High									
Roosevelt Elementary									
Sabal Elementary									
Satellite High School VPK...									
Satellite High									
Saturn Elementary									
Sea Park Elementary									
Sherwood Elementary									
Pathways at Pine Grove...									
South Area Head Start									
South Lake Elementary									
Southwest Middle									
Space Coast Jr./Sr. High									
Stevenson Elementary									
Stone Middle									
Sunrise Elementary									

Brevard Public Schools Elementary Parent Survey 2018-2019



ANSWER CHOICES	RESPONSES	
Cambridge Elementary Magnet	100.00%	68
Riverview School	0.00%	0
Allen, Roy Elementary	0.00%	0
Andersen Elementary	0.00%	0
Apollo Elementary	0.00%	0
Astronaut High	0.00%	0
Atlantis Elementary	0.00%	0
Audubon Elementary	0.00%	0
Bayside High	0.00%	0
Brevard Virtual Instruction Program (BVIP)	0.00%	0
Cape View Elementary	0.00%	0

Brevard Public Schools Elementary Parent Survey 2018-2019

Carroll, Lewis Elementary	0.00%	0
Central Middle	0.00%	0
Challenger 7 Elementary	0.00%	0
Cocoa Beach Jr./Sr. High	0.00%	0
Cocoa High	0.00%	0
Columbia Elementary	0.00%	0
Coquina Elementary	0.00%	0
Dr W. J. Creel Elementary	0.00%	0
Croton Elementary	0.00%	0
DeLaura Middle	0.00%	0
Discovery Elementary	0.00%	0
Eau Gallie High	0.00%	0
Edgewood Jr./Sr. High	0.00%	0
Endeavour Elementary	0.00%	0
Eau Gallie High School VPK program	0.00%	0
Enterprise Elementary	0.00%	0
Fairglen Elementary	0.00%	0
Freedom 7 Elementary	0.00%	0
Gemini Elementary	0.00%	0
Golfview Elementary	0.00%	0
Harbor City Elementary	0.00%	0
Heritage High	0.00%	0
Holland Elementary	0.00%	0
Hoover Middle	0.00%	0
Imperial Estates Elementary	0.00%	0
Indialantic Elementary	0.00%	0
Jackson Middle	0.00%	0
Jefferson Middle	0.00%	0
Johnson Middle	0.00%	0
Jupiter Elementary	0.00%	0
Kennedy Middle	0.00%	0
Lockmar Elementary	0.00%	0
Longleaf Elementary	0.00%	0
Madison Middle	0.00%	0
Manatee Elementary	0.00%	0

Brevard Public Schools Elementary Parent Survey 2018-2019

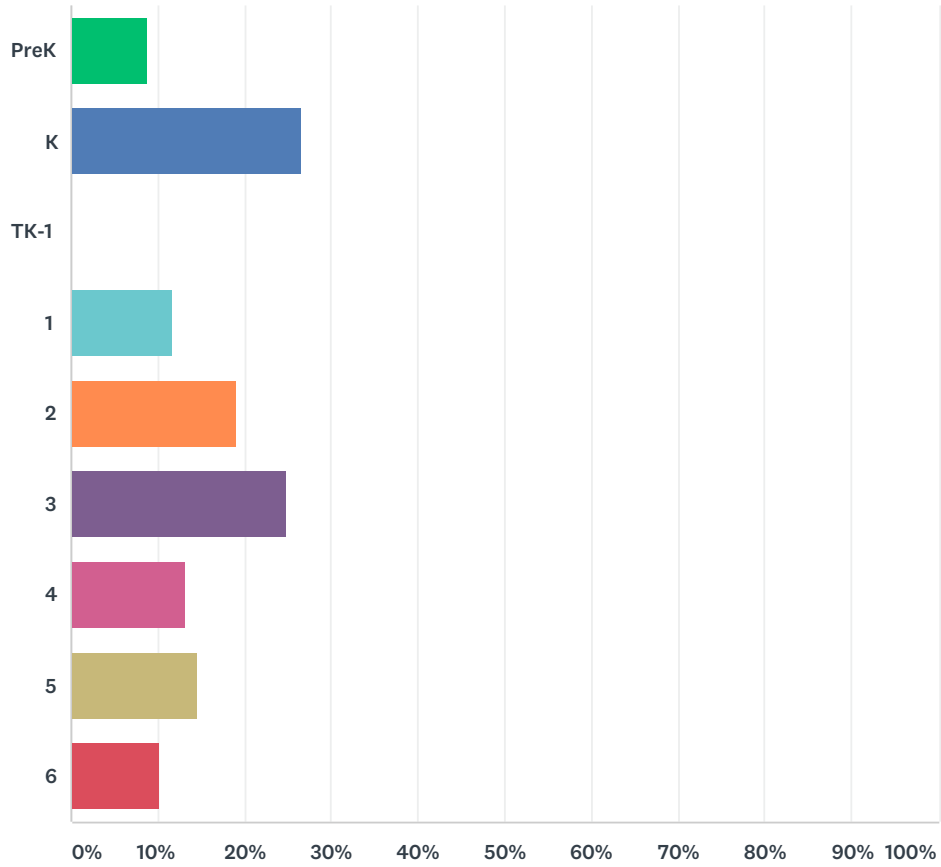
McAuliffe Elementary	0.00%	0
McNair Magnet Middle	0.00%	0
Meadowlane Intermediate Elementary	0.00%	0
Meadowlane Primary Elementary	0.00%	0
Merritt Island High School VPK program	0.00%	0
Melbourne High	0.00%	0
Merritt Island High	0.00%	0
MILA Elementary	0.00%	0
Mims Elementary	0.00%	0
Pathways at Gardendale (North/Central Area Alternative Center)	0.00%	0
Oak Park Elementary	0.00%	0
Ocean Breeze Elementary	0.00%	0
Palm Bay Elementary	0.00%	0
Palm Bay High School VPK program	0.00%	0
Palm Bay Magnet High	0.00%	0
Pinewood Elementary	0.00%	0
Port Malabar Elementary	0.00%	0
Quest Elementary School	0.00%	0
Riviera Elementary	0.00%	0
Rockledge High	0.00%	0
Roosevelt Elementary	0.00%	0
Sabal Elementary	0.00%	0
Satellite High School VPK program	0.00%	0
Satellite High	0.00%	0
Saturn Elementary	0.00%	0
Sea Park Elementary	0.00%	0
Sherwood Elementary	0.00%	0
Pathways at Pine Grove (South Area Alternative Center)	0.00%	0
South Area Head Start	0.00%	0
South Lake Elementary	0.00%	0
Southwest Middle	0.00%	0
Space Coast Jr./Sr. High	0.00%	0
Stevenson Elementary	0.00%	0
Stone Middle	0.00%	0
Sunrise Elementary	0.00%	0

Brevard Public Schools Elementary Parent Survey 2018-2019

Suntree Elementary	0.00%	0
Surfside Elementary	0.00%	0
Titusville High	0.00%	0
Tropical Elementary	0.00%	0
Turner Elementary	0.00%	0
University Park Elementary	0.00%	0
Viera High School VPK program	0.00%	0
Viera High	0.00%	0
West Melbourne Elementary School for Science	0.00%	0
West Shore Jr./Sr. High	0.00%	0
Westside Elementary	0.00%	0
Williams Elementary	0.00%	0
TOTAL		68

Q2 What is your child's current grade level?

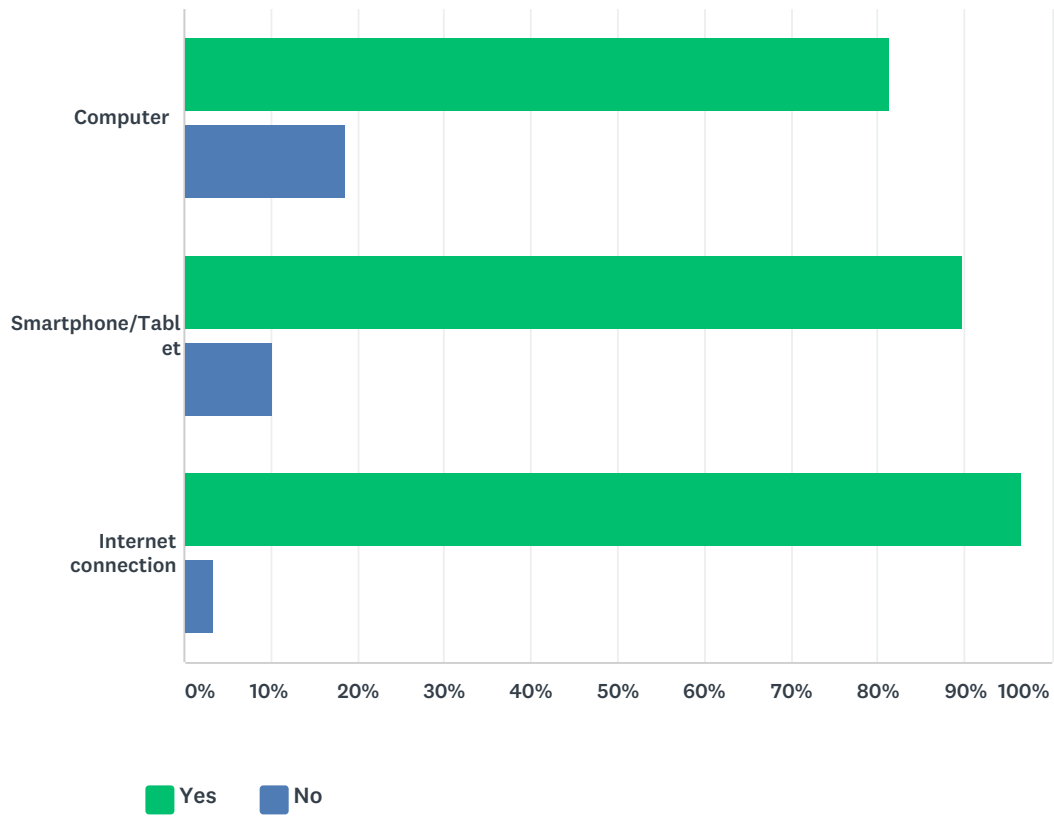
Answered: 68 Skipped: 0



ANSWER CHOICES	RESPONSES	
PreK	8.82%	6
K	26.47%	18
TK-1	0.00%	0
1	11.76%	8
2	19.12%	13
3	25.00%	17
4	13.24%	9
5	14.71%	10
6	10.29%	7
Total Respondents: 68		

Q3 Does your child have access to a computer and internet connection outside of school?

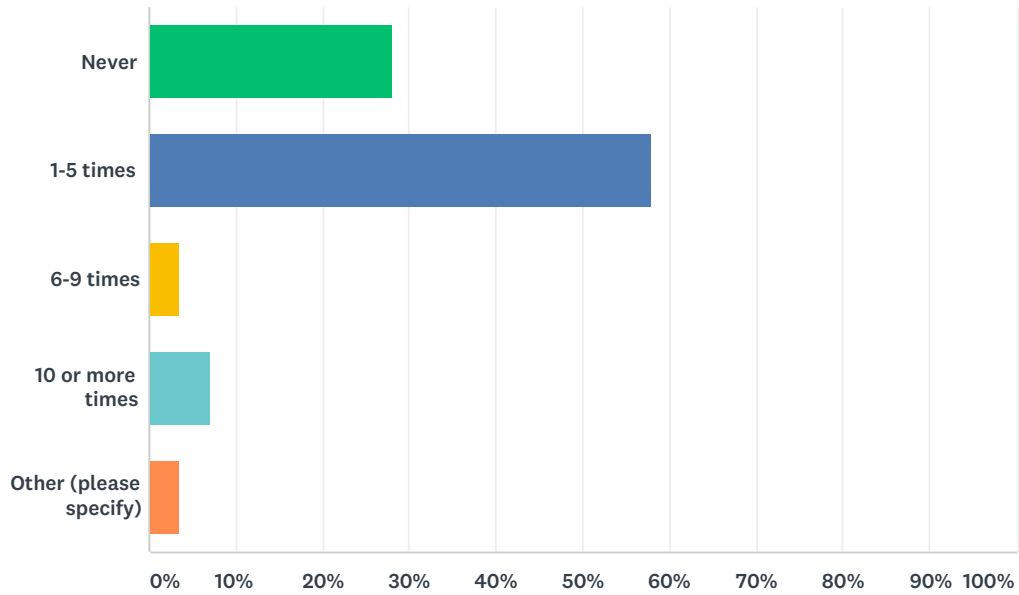
Answered: 59 Skipped: 9



	YES	NO	TOTAL
Computer	81.36% 48	18.64% 11	59
Smartphone/Tablet	89.66% 52	10.34% 6	58
Internet connection	96.55% 56	3.45% 2	58

Q4 How many times per month do you access the school website?

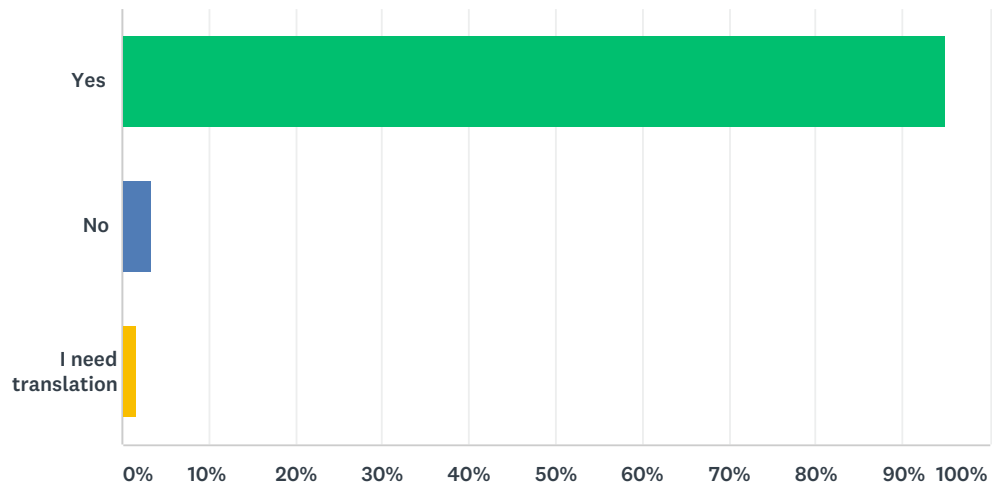
Answered: 57 Skipped: 11



ANSWER CHOICES	RESPONSES	
Never	28.07%	16
1-5 times	57.89%	33
6-9 times	3.51%	2
10 or more times	7.02%	4
Other (please specify)	3.51%	2
TOTAL		57

Q5 Does your child's school keep you informed about information and events in a format that is easy to understand?

Answered: 59 Skipped: 9

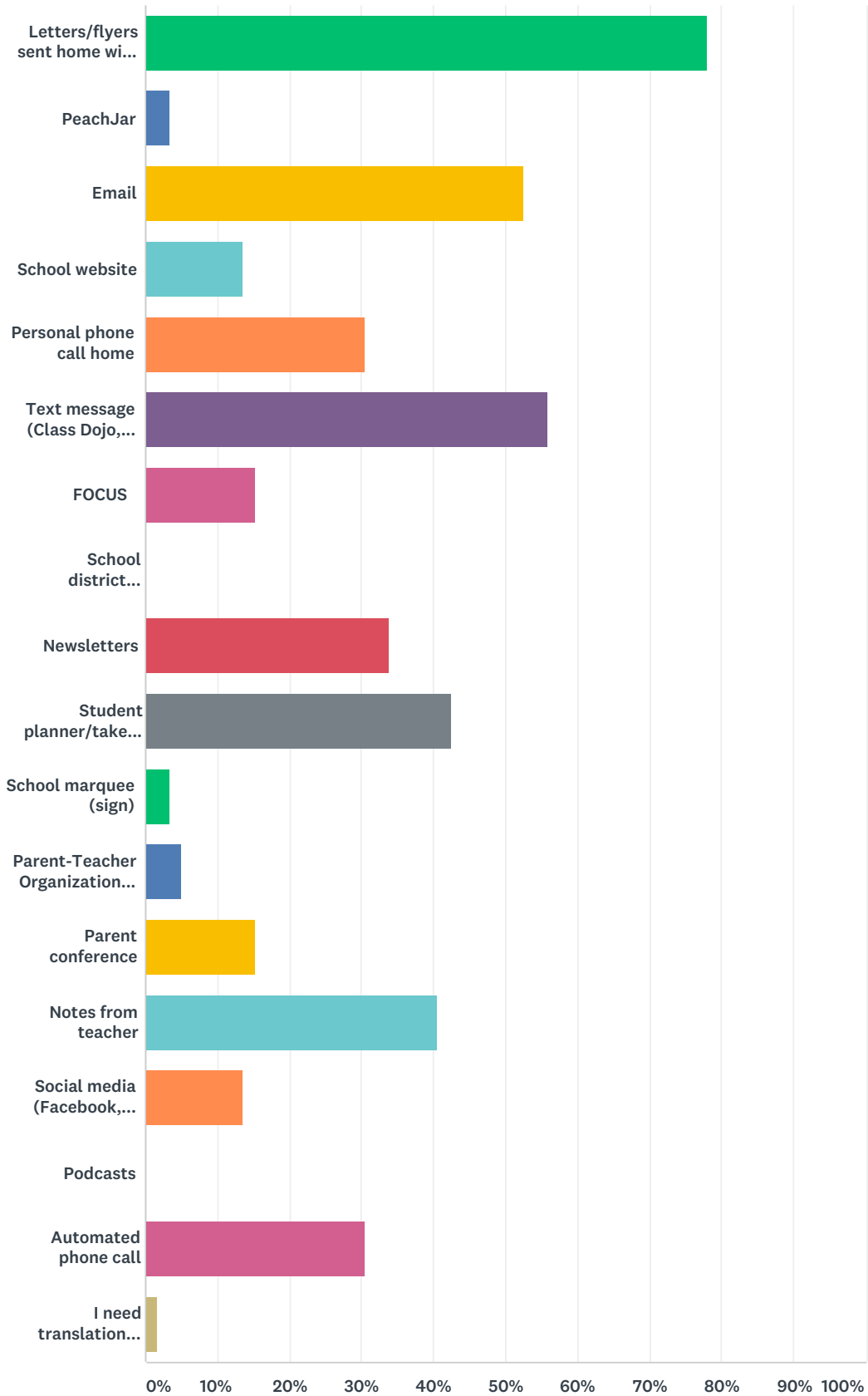


ANSWER CHOICES	RESPONSES	
Yes	94.92%	56
No	3.39%	2
I need translation	1.69%	1
TOTAL		59

Q6 How would you prefer to receive information about events and/or your child's progress from the school? (check all that apply)

Answered: 59 Skipped: 9

Brevard Public Schools Elementary Parent Survey 2018-2019



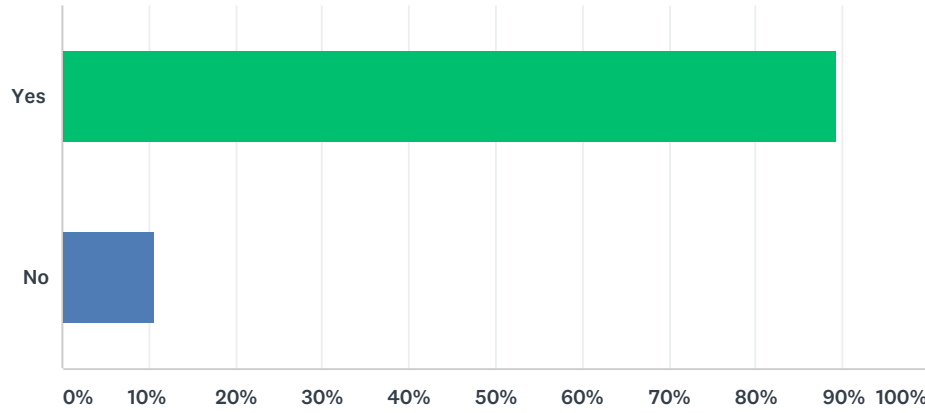
ANSWER CHOICES	RESPONSES
Letters/flyers sent home with students	77.97% 46

Brevard Public Schools Elementary Parent Survey 2018-2019

PeachJar	3.39%	2
Email	52.54%	31
School website	13.56%	8
Personal phone call home	30.51%	18
Text message (Class Dojo, Remind)	55.93%	33
FOCUS	15.25%	9
School district website	0.00%	0
Newsletters	33.90%	20
Student planner/take-home folder	42.37%	25
School marquee (sign)	3.39%	2
Parent-Teacher Organization (PTO/PTA)	5.08%	3
Parent conference	15.25%	9
Notes from teacher	40.68%	24
Social media (Facebook, Twitter)	13.56%	8
Podcasts	0.00%	0
Automated phone call	30.51%	18
I need translation assistance	1.69%	1
Total Respondents: 59		

Q7 Do you feel welcome at your child's school?

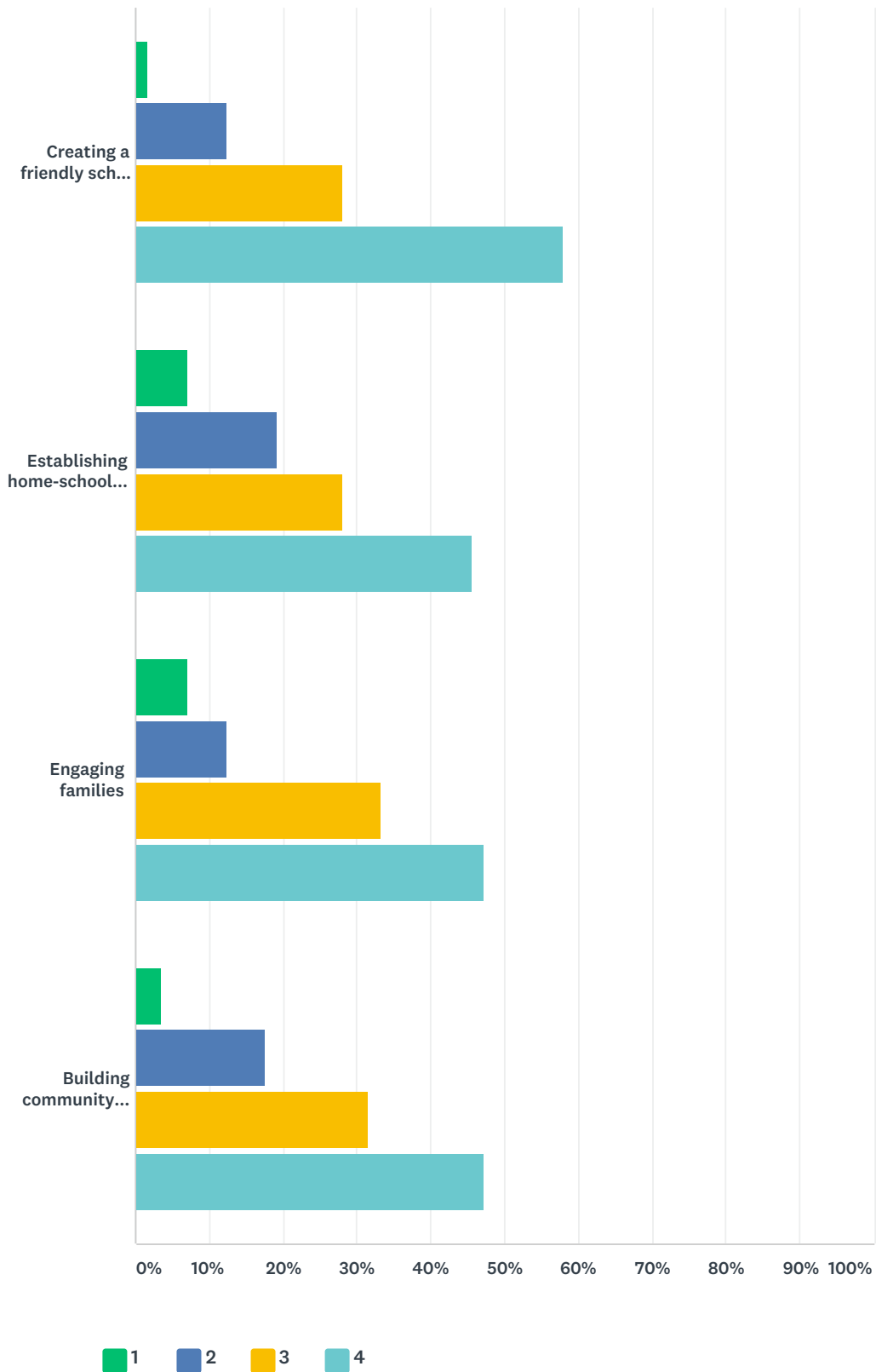
Answered: 56 Skipped: 12



ANSWER CHOICES	RESPONSES	
Yes	89.29%	50
No	10.71%	6
TOTAL		56

Q8 Please rank the following from 1 (not well) through 4 (extremely well) according to how well your child's school supports each area:

Answered: 57 Skipped: 11

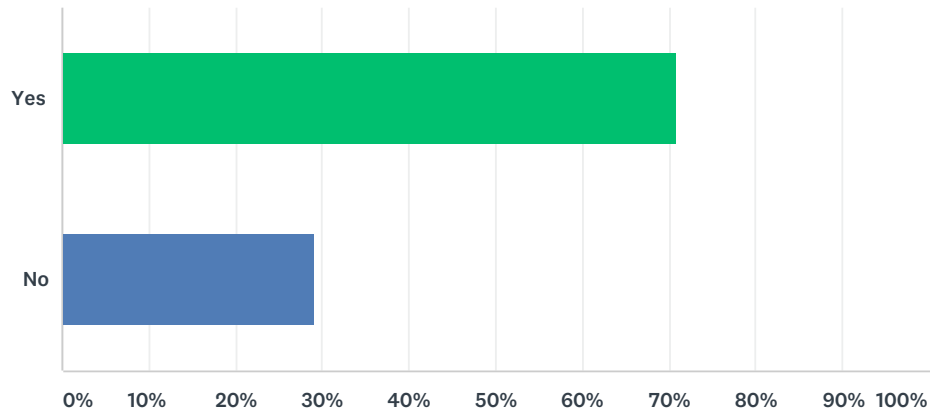


Brevard Public Schools Elementary Parent Survey 2018-2019

	1	2	3	4	TOTAL	WEIGHTED AVERAGE
Creating a friendly school climate	1.75% 1	12.28% 7	28.07% 16	57.89% 33	57	3.42
Establishing home-school communications	7.02% 4	19.30% 11	28.07% 16	45.61% 26	57	3.12
Engaging families	7.02% 4	12.28% 7	33.33% 19	47.37% 27	57	3.21
Building community partnerships	3.51% 2	17.54% 10	31.58% 18	47.37% 27	57	3.23

Q9 Have you been given opportunities to provide input and feedback into school decisions (school improvement, Title I services, event planning, discipline)?

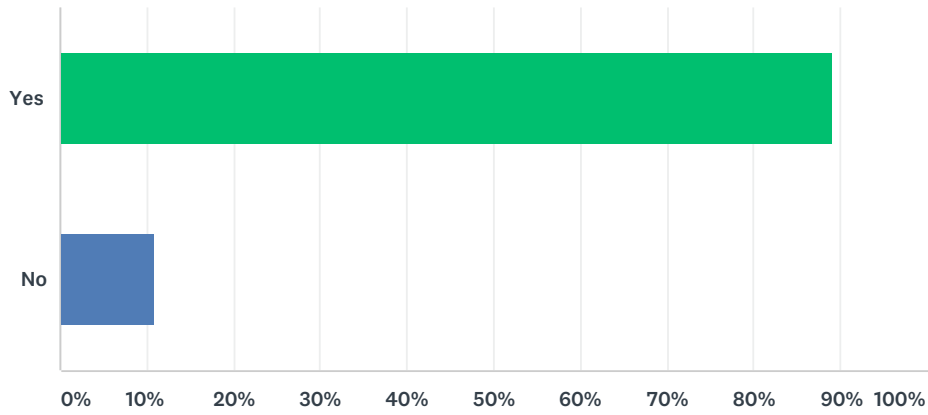
Answered: 55 Skipped: 13



ANSWER CHOICES	RESPONSES	
Yes	70.91%	39
No	29.09%	16
TOTAL		55

Q10 Do you feel your child's school values input from families?

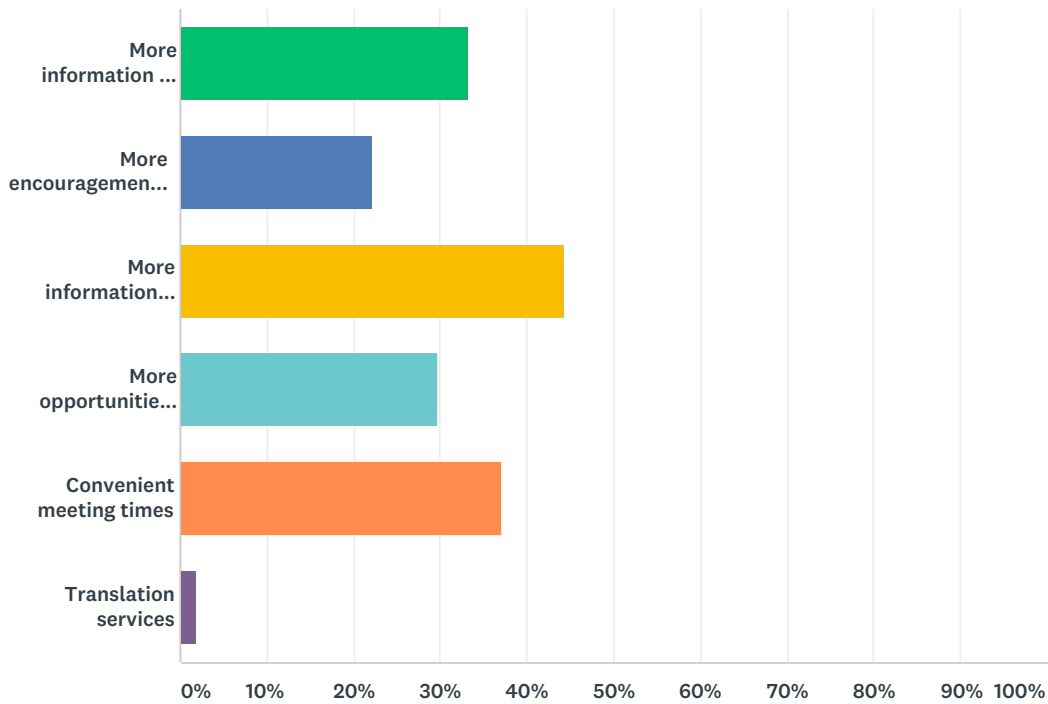
Answered: 55 Skipped: 13



ANSWER CHOICES	RESPONSES	
Yes	89.09%	49
No	10.91%	6
TOTAL		55

Q11 How could your school assist you in playing a more active role in school decision-making?

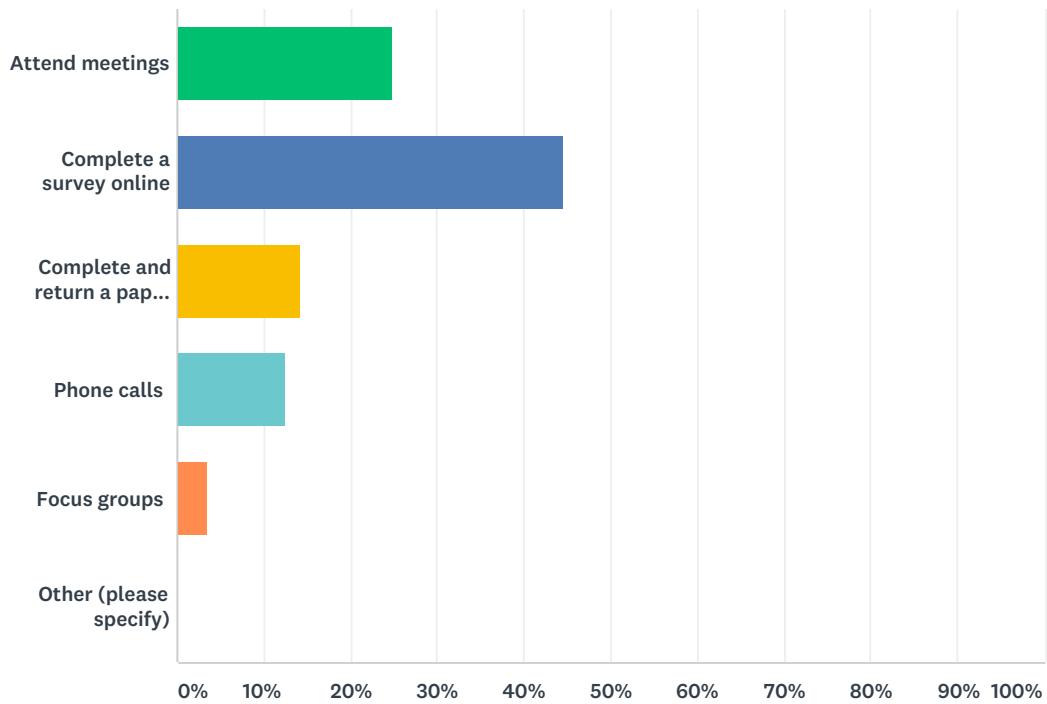
Answered: 54 Skipped: 14



ANSWER CHOICES	RESPONSES	
More information on how to become engaged	33.33%	18
More encouragement from the school to become engaged	22.22%	12
More information about school issues to be addressed	44.44%	24
More opportunities to share my opinion about school issues	29.63%	16
Convenient meeting times	37.04%	20
Translation services	1.85%	1
Total Respondents: 54		

Q12 What is the best way for you to provide input regarding your child's school?

Answered: 56 Skipped: 12



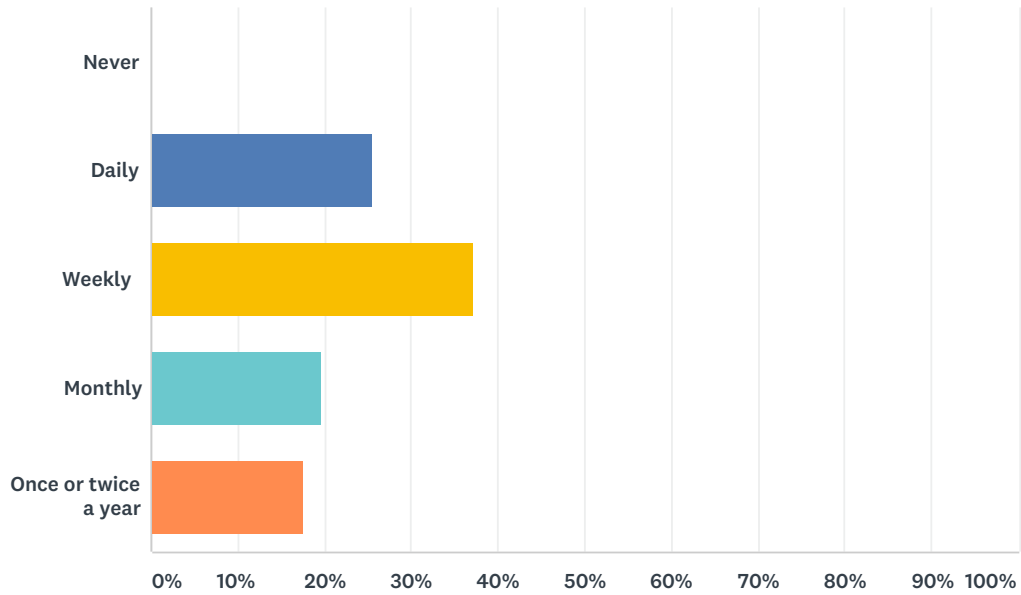
ANSWER CHOICES	RESPONSES	
Attend meetings	25.00%	14
Complete a survey online	44.64%	25
Complete and return a paper survey	14.29%	8
Phone calls	12.50%	7
Focus groups	3.57%	2
Other (please specify)	0.00%	0
TOTAL		56

Q13 In what ways can family engagement be strengthened at your child's school?

Answered: 23 Skipped: 45

Q14 How often do you communicate with your child's teachers?

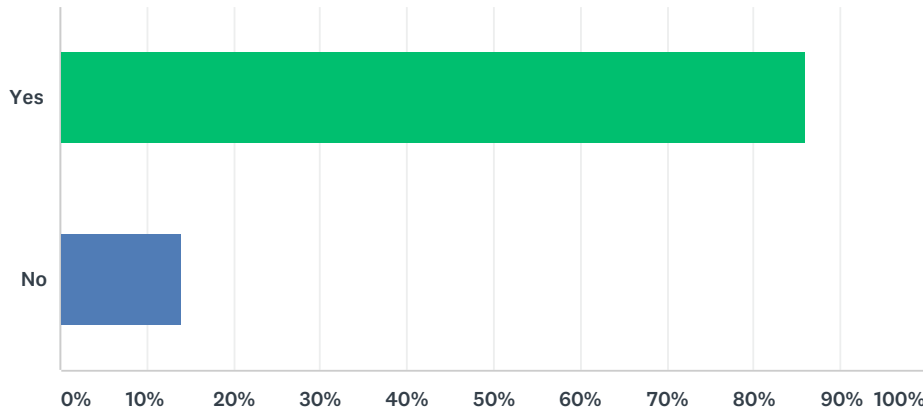
Answered: 51 Skipped: 17



ANSWER CHOICES	RESPONSES	
Never	0.00%	0
Daily	25.49%	13
Weekly	37.25%	19
Monthly	19.61%	10
Once or twice a year	17.65%	9
TOTAL		51

Q15 Are you aware of what your child is expected to master in all subject areas?

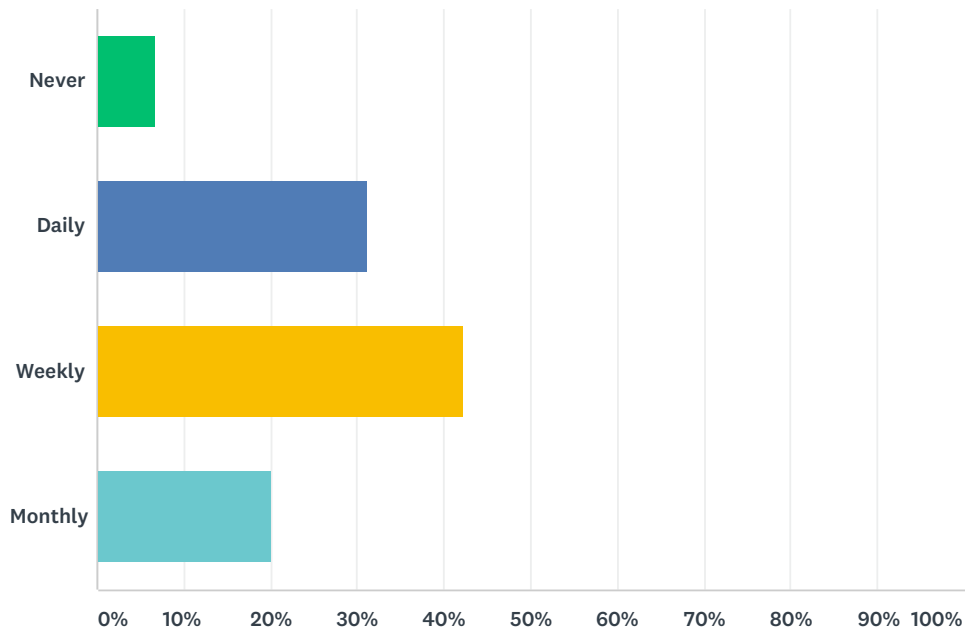
Answered: 50 Skipped: 18



ANSWER CHOICES	RESPONSES	
Yes	86.00%	43
No	14.00%	7
TOTAL		50

Q16 How often does your child's teacher communicate with you about your child's progress?

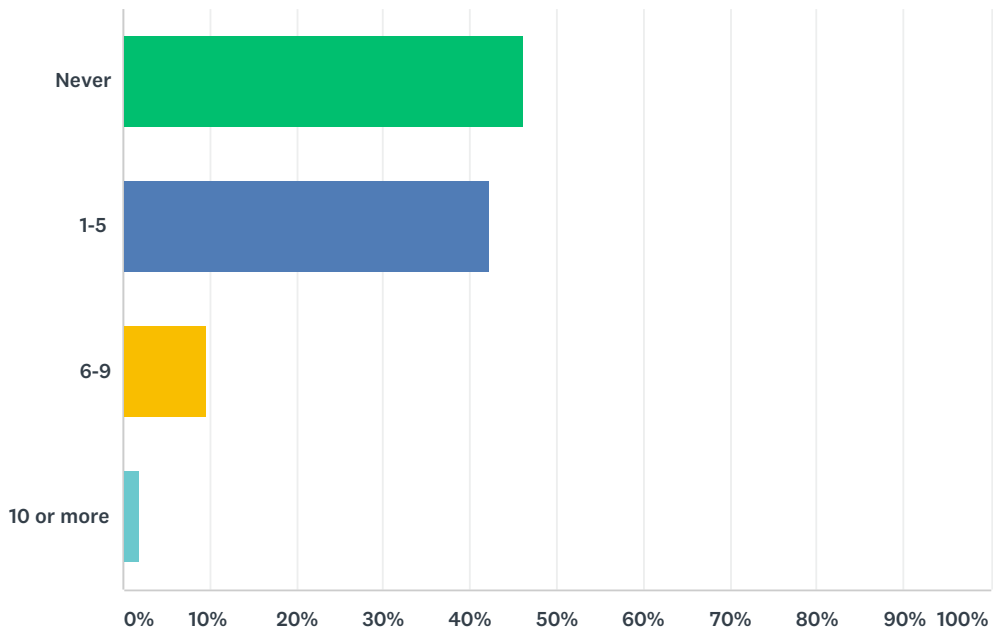
Answered: 45 Skipped: 23



ANSWER CHOICES	RESPONSES
Never	6.67% 3
Daily	31.11% 14
Weekly	42.22% 19
Monthly	20.00% 9
TOTAL	45

Q17 How many times per month do you access your child's grades through FOCUS?

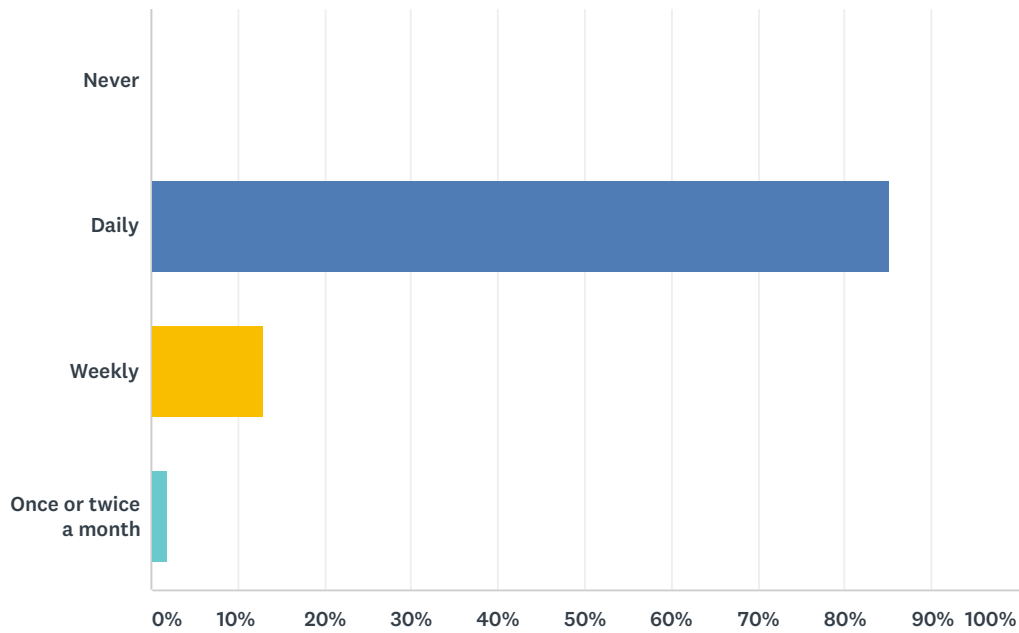
Answered: 52 Skipped: 16



ANSWER CHOICES	RESPONSES	
Never	46.15%	24
1-5	42.31%	22
6-9	9.62%	5
10 or more	1.92%	1
TOTAL		52

Q18 How often do you have conversations with your child about what he or she is learning in school?

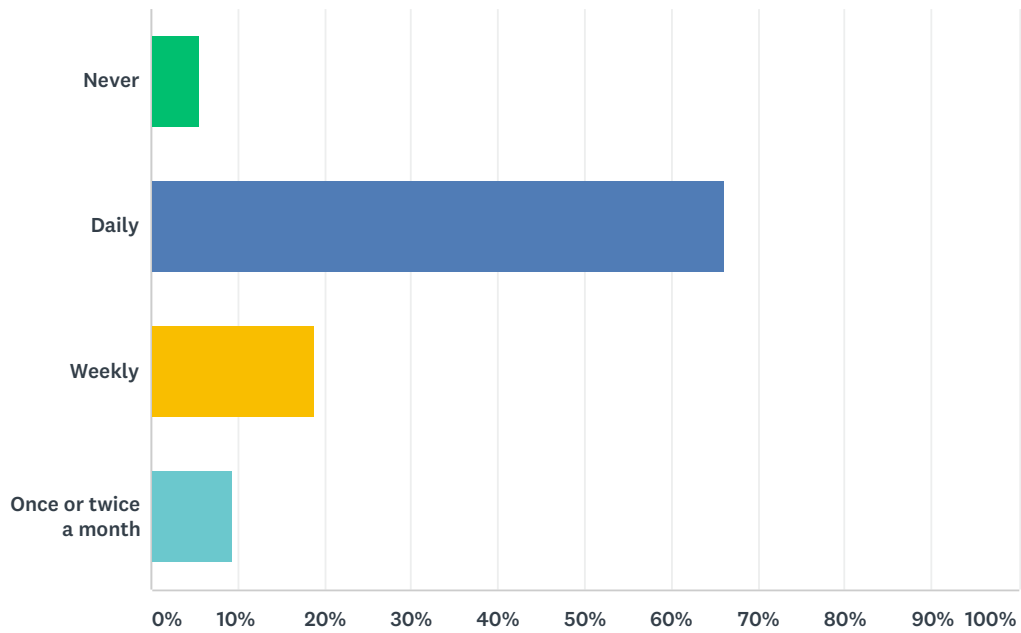
Answered: 54 Skipped: 14



ANSWER CHOICES	RESPONSES	
Never	0.00%	0
Daily	85.19%	46
Weekly	12.96%	7
Once or twice a month	1.85%	1
TOTAL		54

Q19 How often do you work with your child on homework or class assignments?

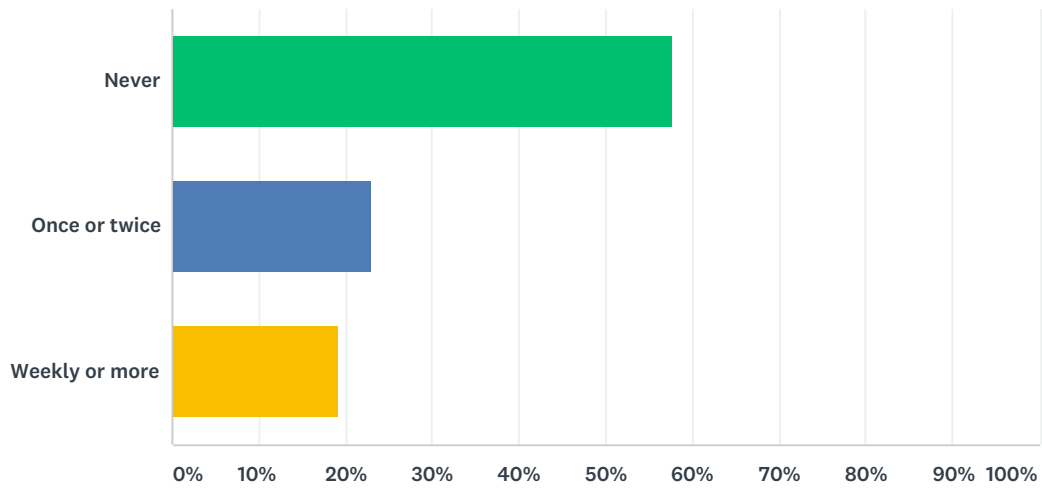
Answered: 53 Skipped: 15



ANSWER CHOICES	RESPONSES	
Never	5.66%	3
Daily	66.04%	35
Weekly	18.87%	10
Once or twice a month	9.43%	5
TOTAL		53

Q20 In the past year, how often have you participated in classroom activities during the school day?

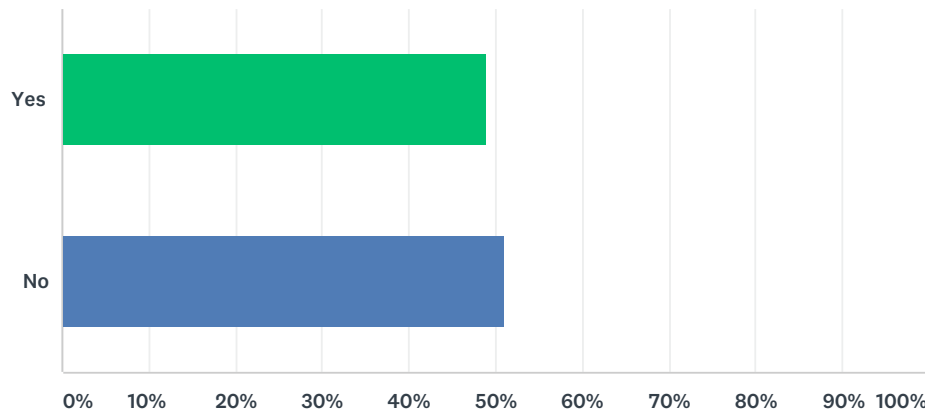
Answered: 52 Skipped: 16



ANSWER CHOICES	RESPONSES	
Never	57.69%	30
Once or twice	23.08%	12
Weekly or more	19.23%	10
TOTAL		52

Q21 Is the cost of fingerprinting a barrier to volunteering at your child's school?

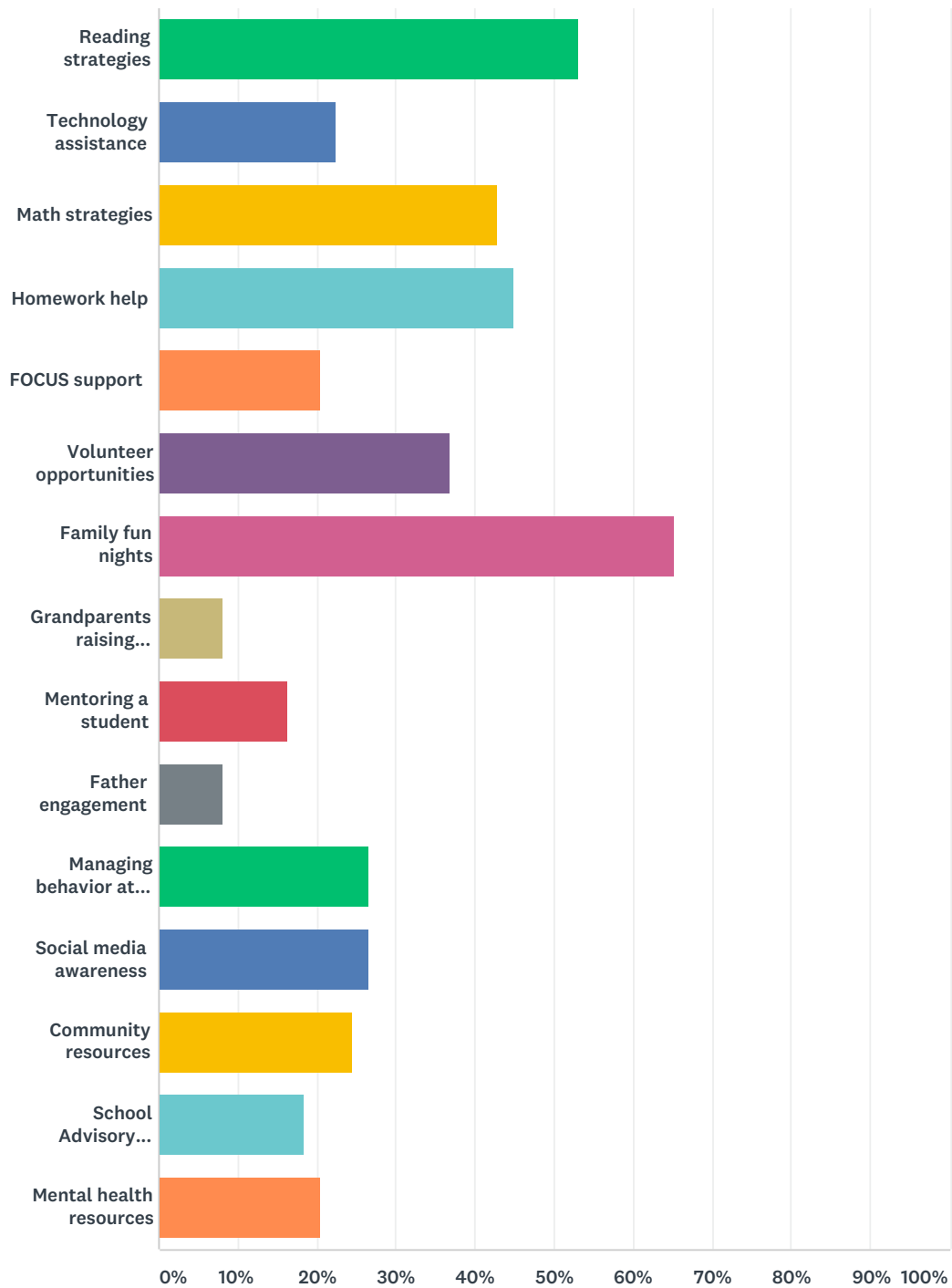
Answered: 53 Skipped: 15



ANSWER CHOICES	RESPONSES	
Yes	49.06%	26
No	50.94%	27
TOTAL		53

Q22 Which of the following informational meetings and activities would you participate in or attend?

Answered: 49 Skipped: 19



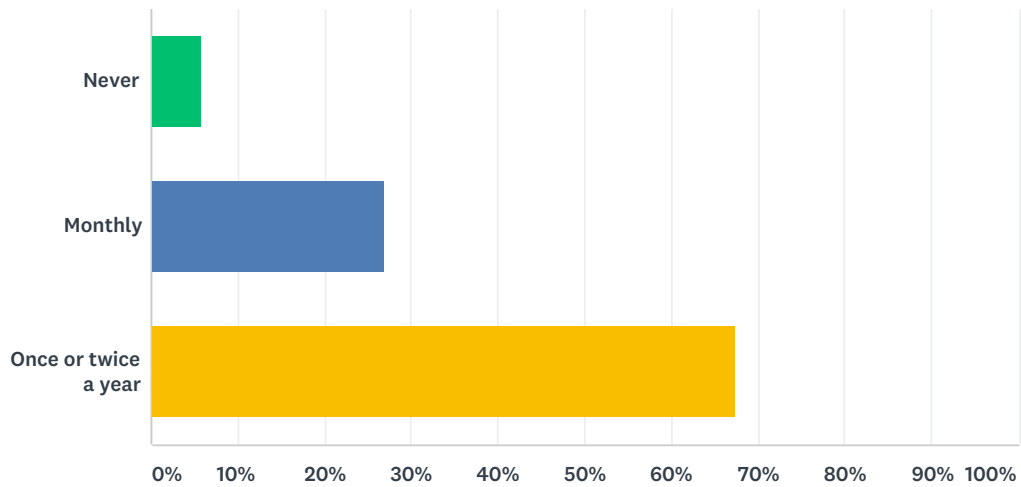
ANSWER CHOICES	RESPONSES	
Reading strategies	53.06%	26
Technology assistance	22.45%	11

Brevard Public Schools Elementary Parent Survey 2018-2019

Math strategies	42.86%	21
Homework help	44.90%	22
FOCUS support	20.41%	10
Volunteer opportunities	36.73%	18
Family fun nights	65.31%	32
Grandparents raising grandchildren	8.16%	4
Mentoring a student	16.33%	8
Father engagement	8.16%	4
Managing behavior at home	26.53%	13
Social media awareness	26.53%	13
Community resources	24.49%	12
School Advisory Council (SAC) or Parent-Teacher Organization (PTO/PTA)	18.37%	9
Mental health resources	20.41%	10
Total Respondents: 49		

Q23 In the past year, how often did you attend a parent meeting or event at your child's school that supported your child's academic success?

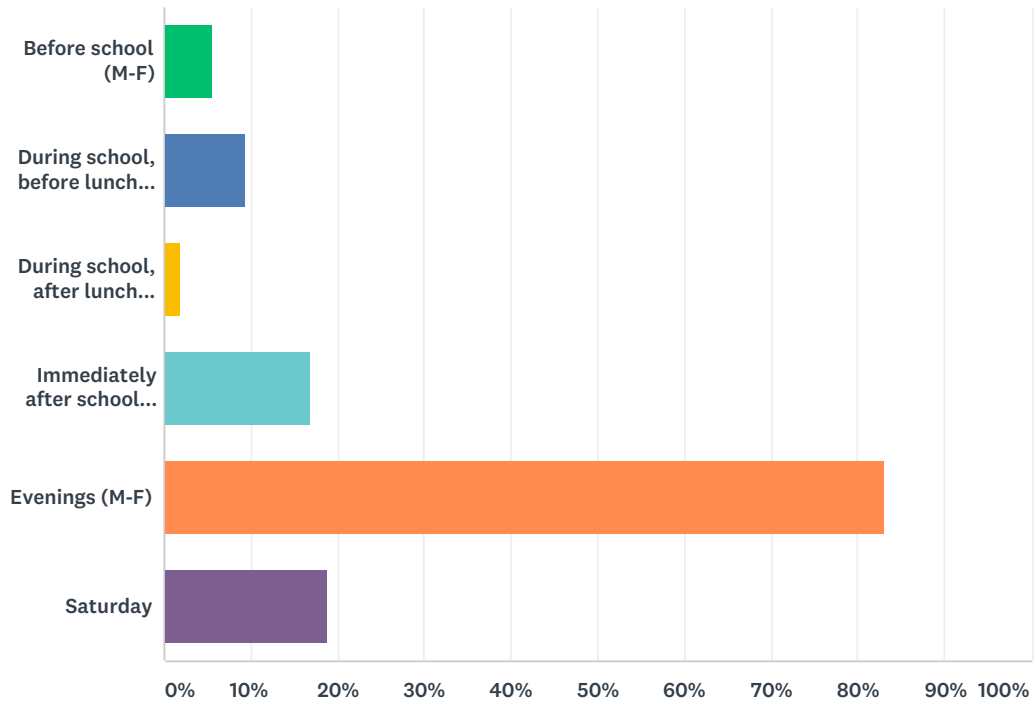
Answered: 52 Skipped: 16



ANSWER CHOICES	RESPONSES	
Never	5.77%	3
Monthly	26.92%	14
Once or twice a year	67.31%	35
TOTAL		52

Q24 When is the best time for you to attend a school event for families?

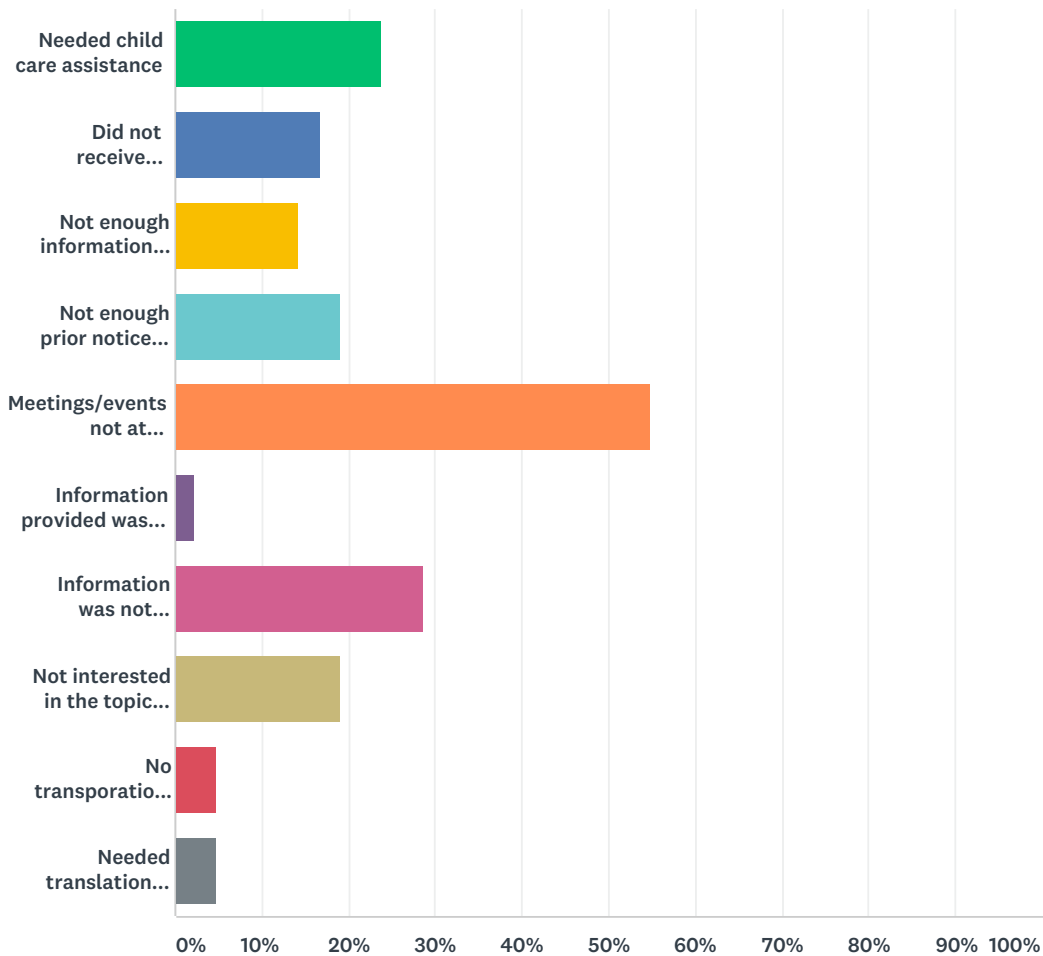
Answered: 53 Skipped: 15



ANSWER CHOICES	RESPONSES	
Before school (M-F)	5.66%	3
During school, before lunch (M-F)	9.43%	5
During school, after lunch (M-F)	1.89%	1
Immediately after school (M-F)	16.98%	9
Evenings (M-F)	83.02%	44
Saturday	18.87%	10
Total Respondents: 53		

Q25 If you were unable to attend informational meetings or academic events, please share why. (check all that apply)

Answered: 42 Skipped: 26

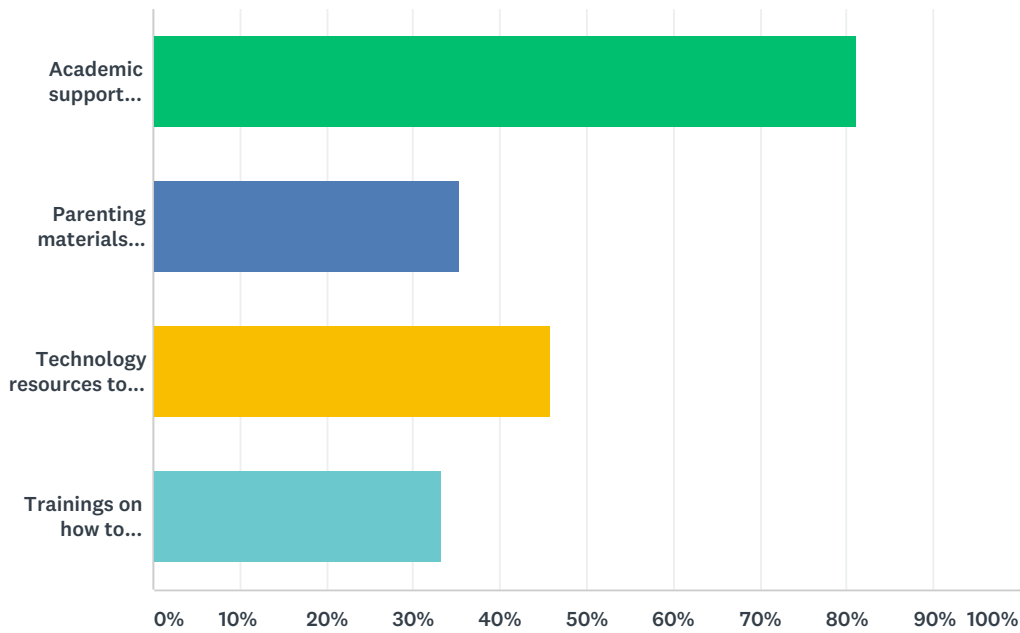


ANSWER CHOICES	RESPONSES	
Needed child care assistance	23.81%	10
Did not receive information about meetings/events	16.67%	7
Not enough information provided	14.29%	6
Not enough prior notice provided	19.05%	8
Meetings/events not at convenient times	54.76%	23
Information provided was difficult to understand	2.38%	1
Information was not relevant to me/my child	28.57%	12
Not interested in the topics presented	19.05%	8
No transportation to get to meetings/events	4.76%	2
Needed translation services	4.76%	2

Total Respondents: 42

Q26 What types of family engagement resources would you use if they were provided at your school?

Answered: 48 Skipped: 20



ANSWER CHOICES	RESPONSES	
Academic support materials for families to use at home	81.25%	39
Parenting materials (articles and books for check out)	35.42%	17
Technology resources to support learning at home	45.83%	22
Trainings on how to participate in school decision-making committees	33.33%	16
Total Respondents: 48		

Q27 What can Brevard Public Schools do to ensure your child is successful in elementary school?

Answered: 26 Skipped: 42

Q28 Please list any possible community organizations and/or businesses that you feel would be ideal school partners:

Answered: 13 Skipped: 55

Q29 What do you feel is working well at your child's school? (This is your chance to brag about your school and share what you like about it!)

Answered: 19 Skipped: 49

Q30 What do you feel is not working, difficult, and/or needs improvement at your child's school? (This is your chance to tell us what you would like to see changed.)

Answered: 23 Skipped: 45