

Q1 What school does your child attend?

Answered: 113 Skipped: 0



Brevard Public Schools Elementary Parent Survey 2018-2019

Johnson Middle

Jupiter
Elementary

Kennedy Middle

Lockmar
Elementary

Longleaf
Elementary

Madison Middle

Manatee
Elementary

McAuliffe
Elementary

McNair Magnet
Middle

Meadowlane
Intermediate...

Meadowlane
Primary...

Merritt Island
High School ...

Melbourne High

Merritt Island
High

MILA Elementary

Mims Elementary

Pathways at
Gardendale...

Oak Park
Elementary

Ocean Breeze
Elementary

Palm Bay
Elementary

Palm Bay High
School VPK...

Brevard Public Schools Elementary Parent Survey 2018-2019



ANSWER CHOICES	RESPONSES	
Cape View Elementary	100.00%	113
Riverview School	0.00%	0
Allen, Roy Elementary	0.00%	0
Andersen Elementary	0.00%	0
Apollo Elementary	0.00%	0
Astronaut High	0.00%	0
Atlantis Elementary	0.00%	0
Audubon Elementary	0.00%	0
Bayside High	0.00%	0
Brevard Virtual Instruction Program (BVIP)	0.00%	0
Cambridge Elementary Magnet	0.00%	0

Brevard Public Schools Elementary Parent Survey 2018-2019

Carroll, Lewis Elementary	0.00%	0
Central Middle	0.00%	0
Challenger 7 Elementary	0.00%	0
Cocoa Beach Jr./Sr. High	0.00%	0
Cocoa High	0.00%	0
Columbia Elementary	0.00%	0
Coquina Elementary	0.00%	0
Dr W. J. Creel Elementary	0.00%	0
Croton Elementary	0.00%	0
DeLaura Middle	0.00%	0
Discovery Elementary	0.00%	0
Eau Gallie High	0.00%	0
Edgewood Jr./Sr. High	0.00%	0
Endeavour Elementary	0.00%	0
Eau Gallie High School VPK program	0.00%	0
Enterprise Elementary	0.00%	0
Fairglen Elementary	0.00%	0
Freedom 7 Elementary	0.00%	0
Gemini Elementary	0.00%	0
Golfview Elementary	0.00%	0
Harbor City Elementary	0.00%	0
Heritage High	0.00%	0
Holland Elementary	0.00%	0
Hoover Middle	0.00%	0
Imperial Estates Elementary	0.00%	0
Indialantic Elementary	0.00%	0
Jackson Middle	0.00%	0
Jefferson Middle	0.00%	0
Johnson Middle	0.00%	0
Jupiter Elementary	0.00%	0
Kennedy Middle	0.00%	0
Lockmar Elementary	0.00%	0
Longleaf Elementary	0.00%	0
Madison Middle	0.00%	0
Manatee Elementary	0.00%	0

Brevard Public Schools Elementary Parent Survey 2018-2019

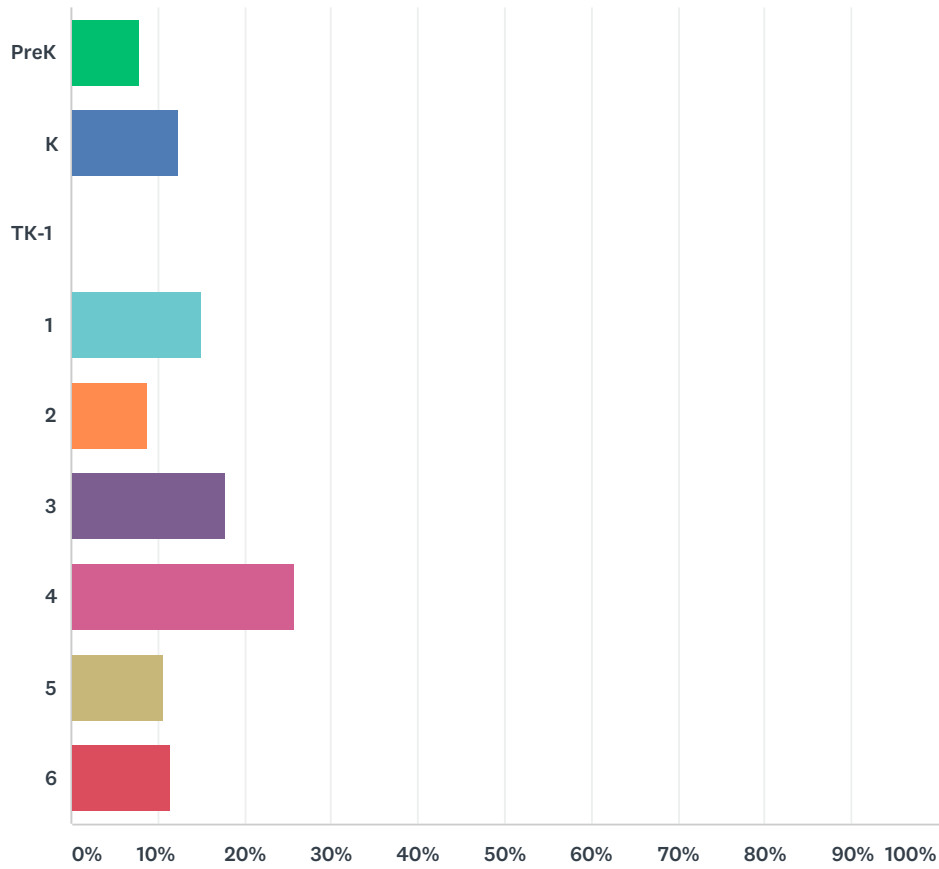
McAuliffe Elementary	0.00%	0
McNair Magnet Middle	0.00%	0
Meadowlane Intermediate Elementary	0.00%	0
Meadowlane Primary Elementary	0.00%	0
Merritt Island High School VPK program	0.00%	0
Melbourne High	0.00%	0
Merritt Island High	0.00%	0
MILA Elementary	0.00%	0
Mims Elementary	0.00%	0
Pathways at Gardendale (North/Central Area Alternative Center)	0.00%	0
Oak Park Elementary	0.00%	0
Ocean Breeze Elementary	0.00%	0
Palm Bay Elementary	0.00%	0
Palm Bay High School VPK program	0.00%	0
Palm Bay Magnet High	0.00%	0
Pinewood Elementary	0.00%	0
Port Malabar Elementary	0.00%	0
Quest Elementary School	0.00%	0
Riviera Elementary	0.00%	0
Rockledge High	0.00%	0
Roosevelt Elementary	0.00%	0
Sabal Elementary	0.00%	0
Satellite High School VPK program	0.00%	0
Satellite High	0.00%	0
Saturn Elementary	0.00%	0
Sea Park Elementary	0.00%	0
Sherwood Elementary	0.00%	0
Pathways at Pine Grove (South Area Alternative Center)	0.00%	0
South Area Head Start	0.00%	0
South Lake Elementary	0.00%	0
Southwest Middle	0.00%	0
Space Coast Jr./Sr. High	0.00%	0
Stevenson Elementary	0.00%	0
Stone Middle	0.00%	0
Sunrise Elementary	0.00%	0

Brevard Public Schools Elementary Parent Survey 2018-2019

Suntree Elementary	0.00%	0
Surfside Elementary	0.00%	0
Titusville High	0.00%	0
Tropical Elementary	0.00%	0
Turner Elementary	0.00%	0
University Park Elementary	0.00%	0
Viera High School VPK program	0.00%	0
Viera High	0.00%	0
West Melbourne Elementary School for Science	0.00%	0
West Shore Jr./Sr. High	0.00%	0
Westside Elementary	0.00%	0
Williams Elementary	0.00%	0
TOTAL		113

Q2 What is your child's current grade level?

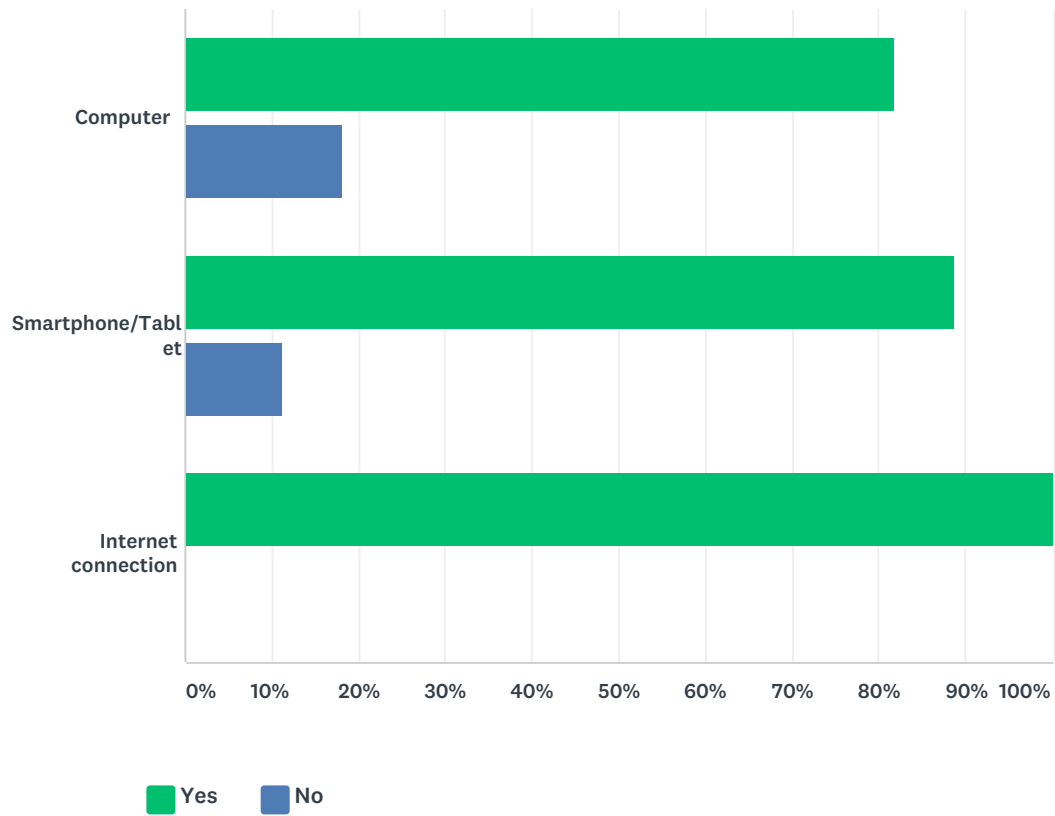
Answered: 113 Skipped: 0



ANSWER CHOICES	RESPONSES	
PreK	7.96%	9
K	12.39%	14
TK-1	0.00%	0
1	15.04%	17
2	8.85%	10
3	17.70%	20
4	25.66%	29
5	10.62%	12
6	11.50%	13
Total Respondents: 113		

Q3 Does your child have access to a computer and internet connection outside of school?

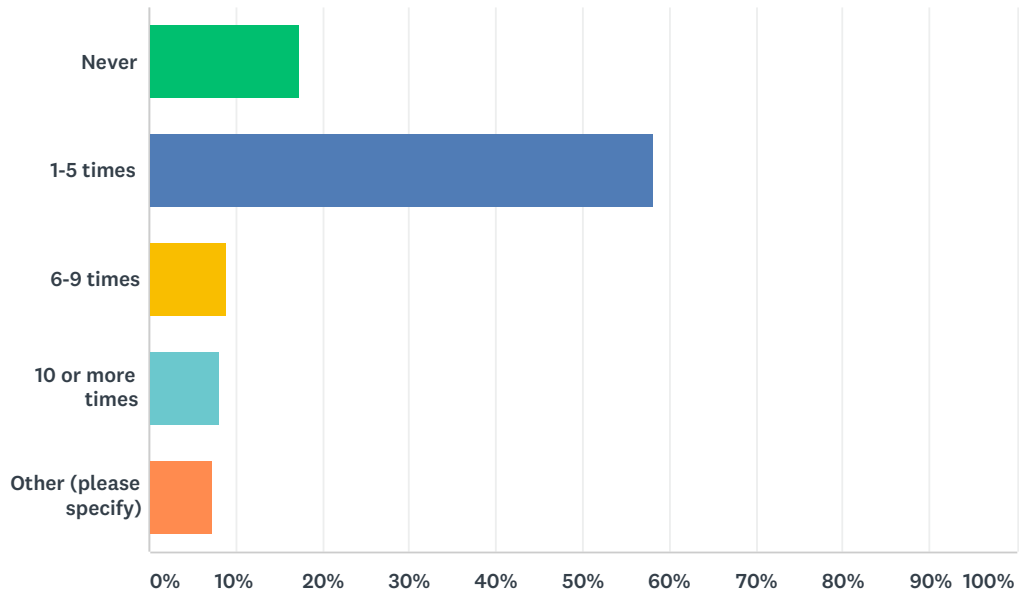
Answered: 110 Skipped: 3



	YES	NO	TOTAL
Computer	81.82% 90	18.18% 20	110
Smartphone/Tablet	88.79% 95	11.21% 12	107
Internet connection	100.00% 108	0.00% 0	108

Q4 How many times per month do you access the school website?

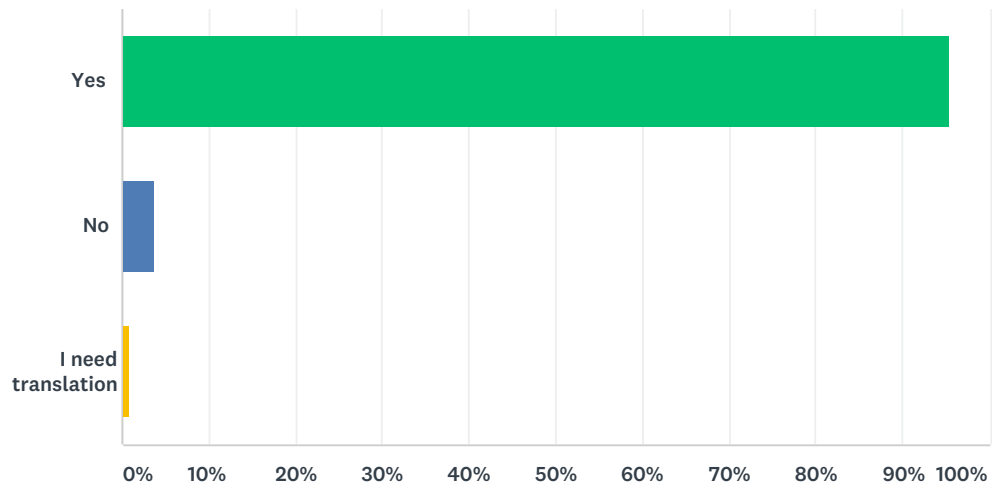
Answered: 110 Skipped: 3



ANSWER CHOICES	RESPONSES
Never	17.27% 19
1-5 times	58.18% 64
6-9 times	9.09% 10
10 or more times	8.18% 9
Other (please specify)	7.27% 8
TOTAL	110

Q5 Does your child's school keep you informed about information and events in a format that is easy to understand?

Answered: 109 Skipped: 4

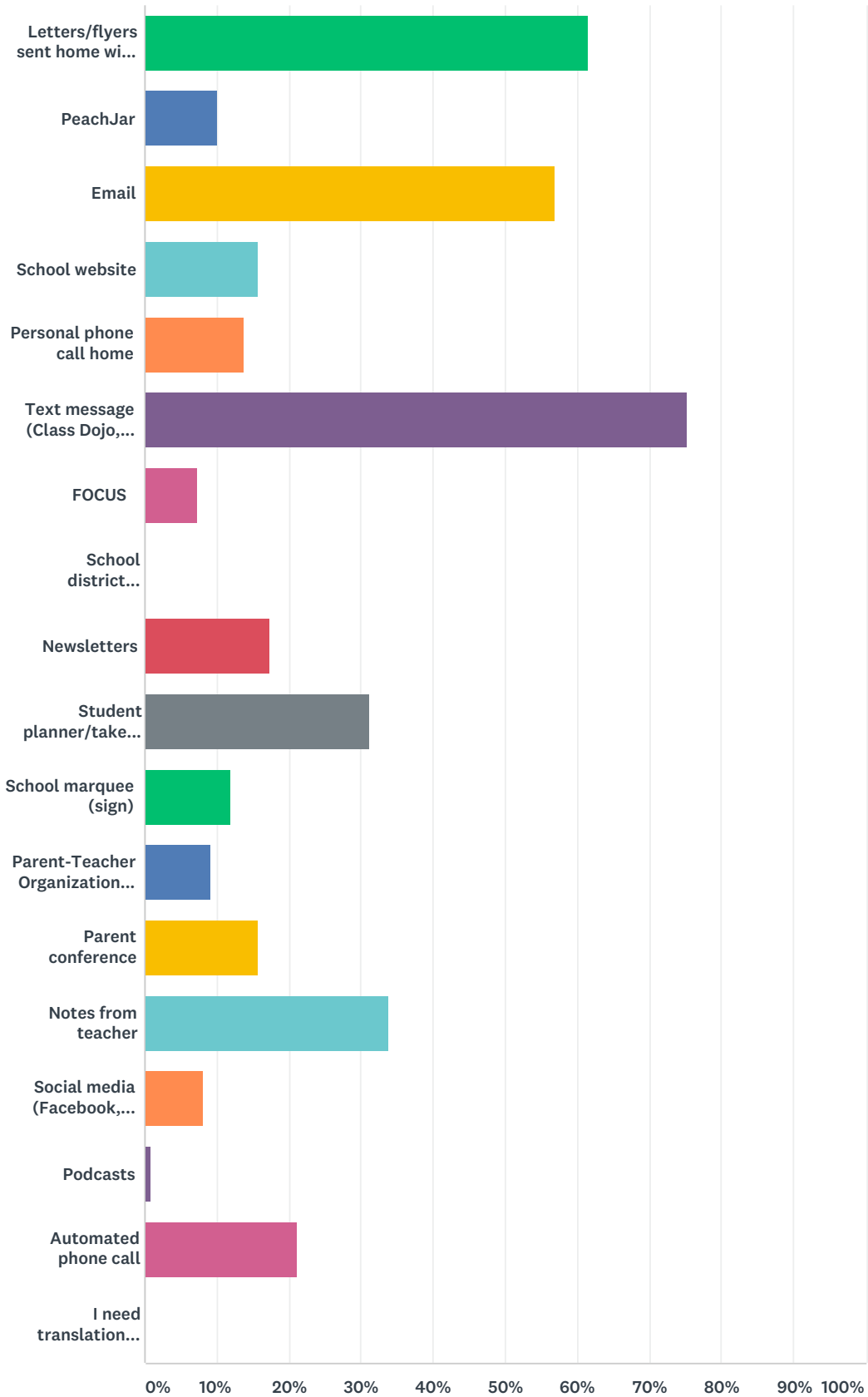


ANSWER CHOICES	RESPONSES	
Yes	95.41%	104
No	3.67%	4
I need translation	0.92%	1
TOTAL		109

Q6 How would you prefer to receive information about events and/or your child's progress from the school? (check all that apply)

Answered: 109 Skipped: 4

Brevard Public Schools Elementary Parent Survey 2018-2019



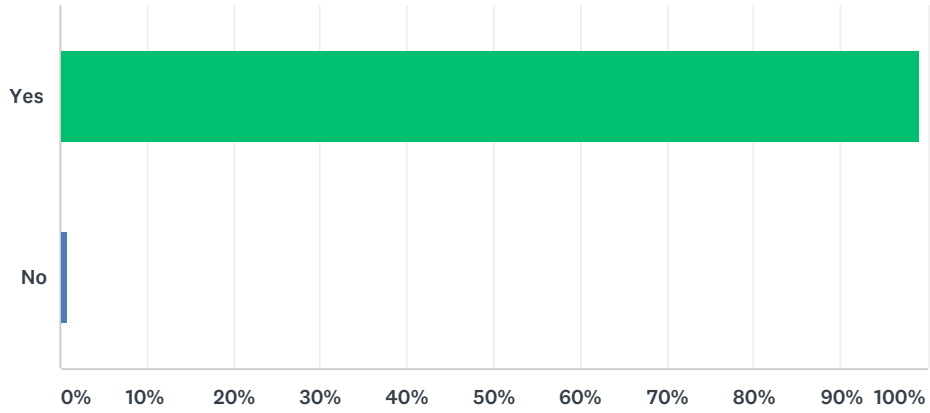
ANSWER CHOICES	RESPONSES
Letters/flyers sent home with students	61.47% 67

Brevard Public Schools Elementary Parent Survey 2018-2019

PeachJar	10.09%	11
Email	56.88%	62
School website	15.60%	17
Personal phone call home	13.76%	15
Text message (Class Dojo, Remind)	75.23%	82
FOCUS	7.34%	8
School district website	0.00%	0
Newsletters	17.43%	19
Student planner/take-home folder	31.19%	34
School marquee (sign)	11.93%	13
Parent-Teacher Organization (PTO/PTA)	9.17%	10
Parent conference	15.60%	17
Notes from teacher	33.94%	37
Social media (Facebook, Twitter)	8.26%	9
Podcasts	0.92%	1
Automated phone call	21.10%	23
I need translation assistance	0.00%	0
Total Respondents: 109		

Q7 Do you feel welcome at your child's school?

Answered: 107 Skipped: 6



ANSWER CHOICES	RESPONSES	
Yes	99.07%	106
No	0.93%	1
TOTAL		107

Q8 Please rank the following from 1 (not well) through 4 (extremely well) according to how well your child's school supports each area:

Answered: 107 Skipped: 6

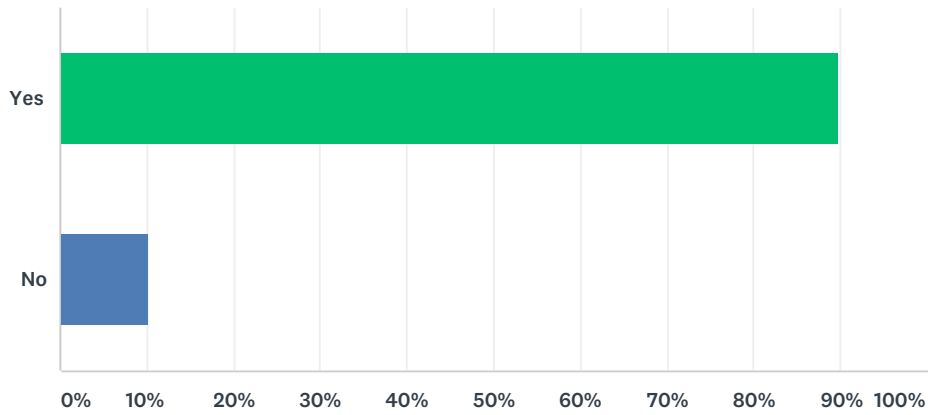


Brevard Public Schools Elementary Parent Survey 2018-2019

	1	2	3	4	TOTAL	WEIGHTED AVERAGE
Creating a friendly school climate	1.87% 2	1.87% 2	16.82% 18	79.44% 85	107	3.74
Establishing home-school communications	2.80% 3	1.87% 2	19.63% 21	75.70% 81	107	3.68
Engaging families	1.87% 2	2.80% 3	17.76% 19	77.57% 83	107	3.71
Building community partnerships	2.80% 3	1.87% 2	19.63% 21	75.70% 81	107	3.68

Q9 Have you been given opportunities to provide input and feedback into school decisions (school improvement, Title I services, event planning, discipline)?

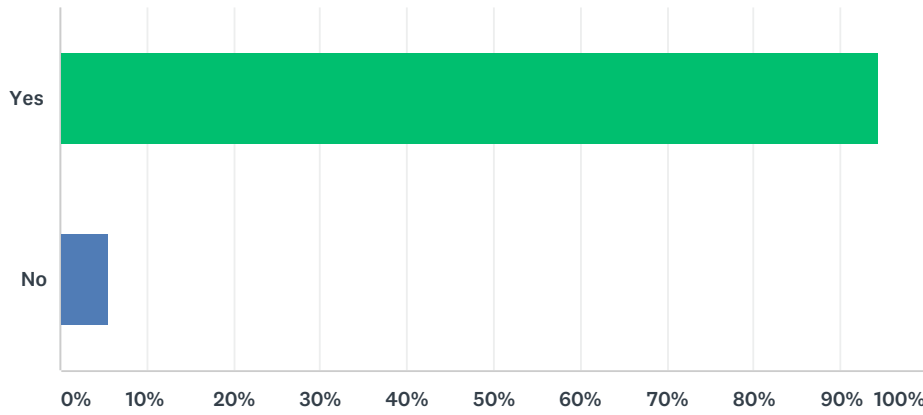
Answered: 107 Skipped: 6



ANSWER CHOICES	RESPONSES	
Yes	89.72%	96
No	10.28%	11
TOTAL		107

Q10 Do you feel your child's school values input from families?

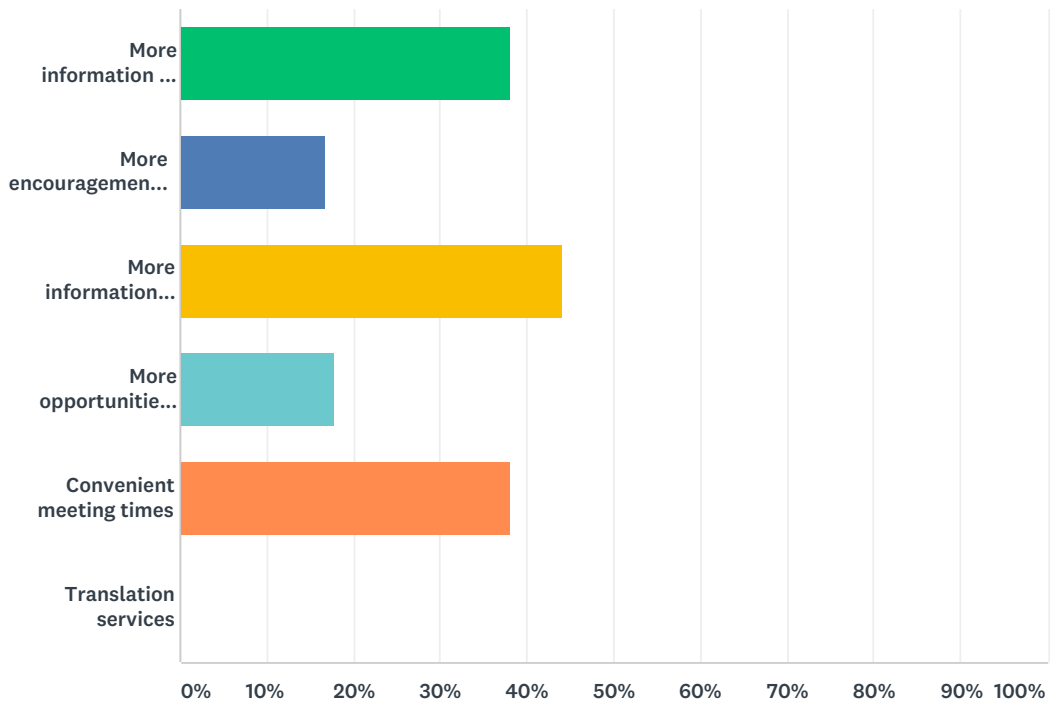
Answered: 107 Skipped: 6



ANSWER CHOICES	RESPONSES	
Yes	94.39%	101
No	5.61%	6
TOTAL		107

Q11 How could your school assist you in playing a more active role in school decision-making?

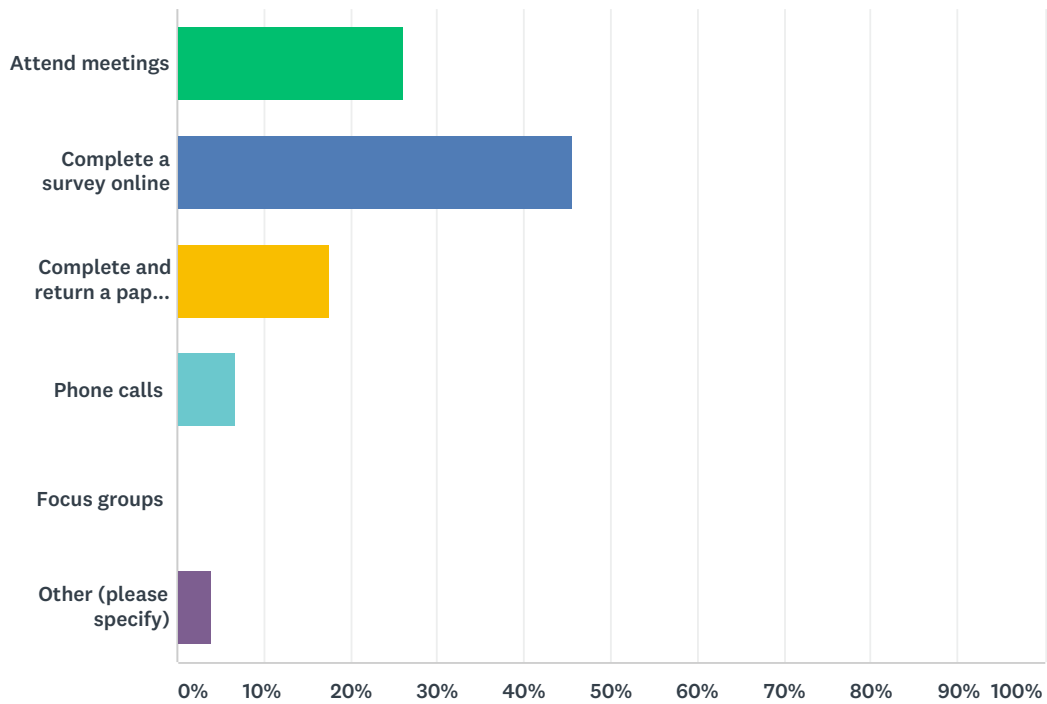
Answered: 84 Skipped: 29



ANSWER CHOICES	RESPONSES	
More information on how to become engaged	38.10%	32
More encouragement from the school to become engaged	16.67%	14
More information about school issues to be addressed	44.05%	37
More opportunities to share my opinion about school issues	17.86%	15
Convenient meeting times	38.10%	32
Translation services	0.00%	0
Total Respondents: 84		

Q12 What is the best way for you to provide input regarding your child's school?

Answered: 103 Skipped: 10



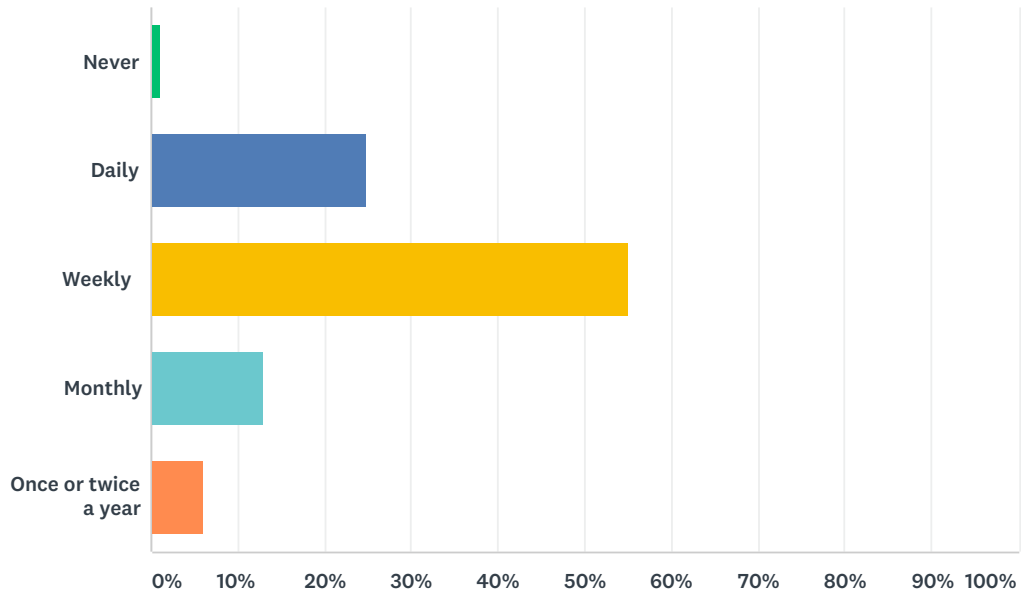
ANSWER CHOICES	RESPONSES	
Attend meetings	26.21%	27
Complete a survey online	45.63%	47
Complete and return a paper survey	17.48%	18
Phone calls	6.80%	7
Focus groups	0.00%	0
Other (please specify)	3.88%	4
TOTAL		103

Q13 In what ways can family engagement be strengthened at your child's school?

Answered: 52 Skipped: 61

Q14 How often do you communicate with your child's teachers?

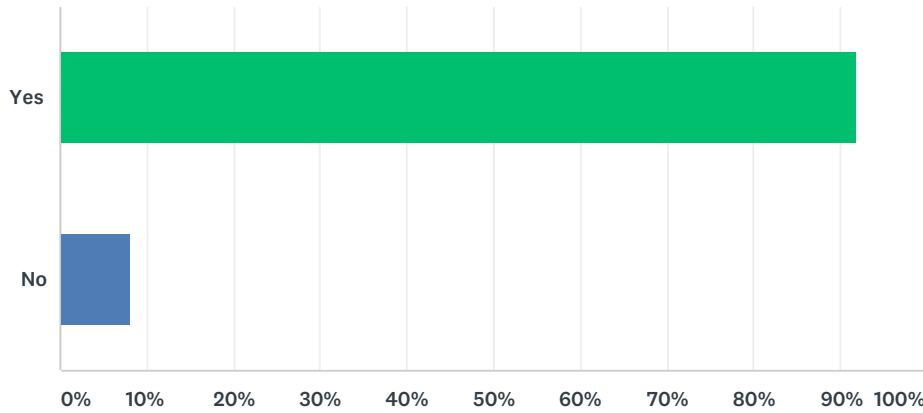
Answered: 100 Skipped: 13



ANSWER CHOICES	RESPONSES	
Never	1.00%	1
Daily	25.00%	25
Weekly	55.00%	55
Monthly	13.00%	13
Once or twice a year	6.00%	6
TOTAL		100

Q15 Are you aware of what your child is expected to master in all subject areas?

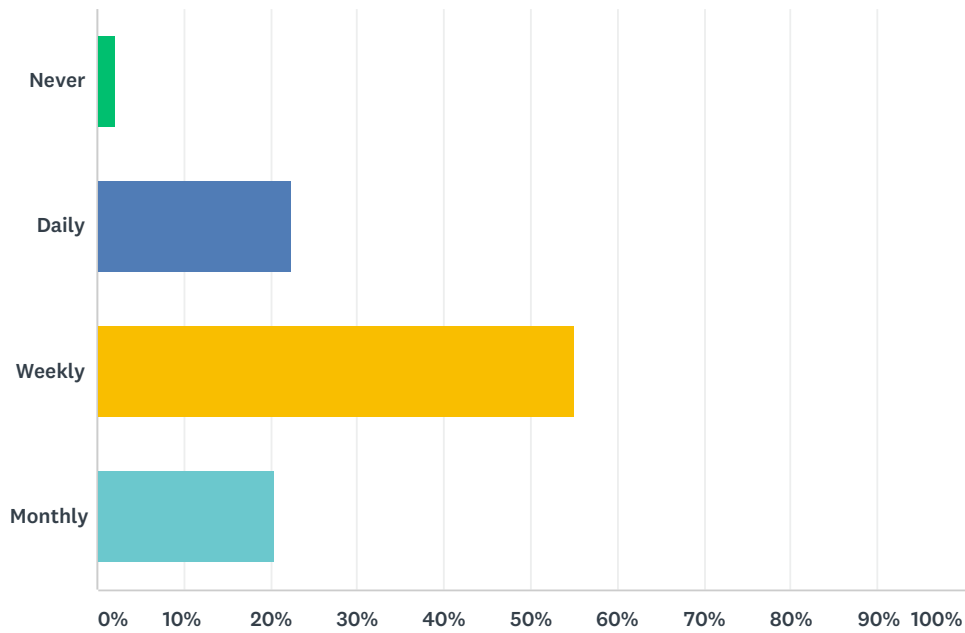
Answered: 99 Skipped: 14



ANSWER CHOICES	RESPONSES	
Yes	91.92%	91
No	8.08%	8
TOTAL		99

Q16 How often does your child's teacher communicate with you about your child's progress?

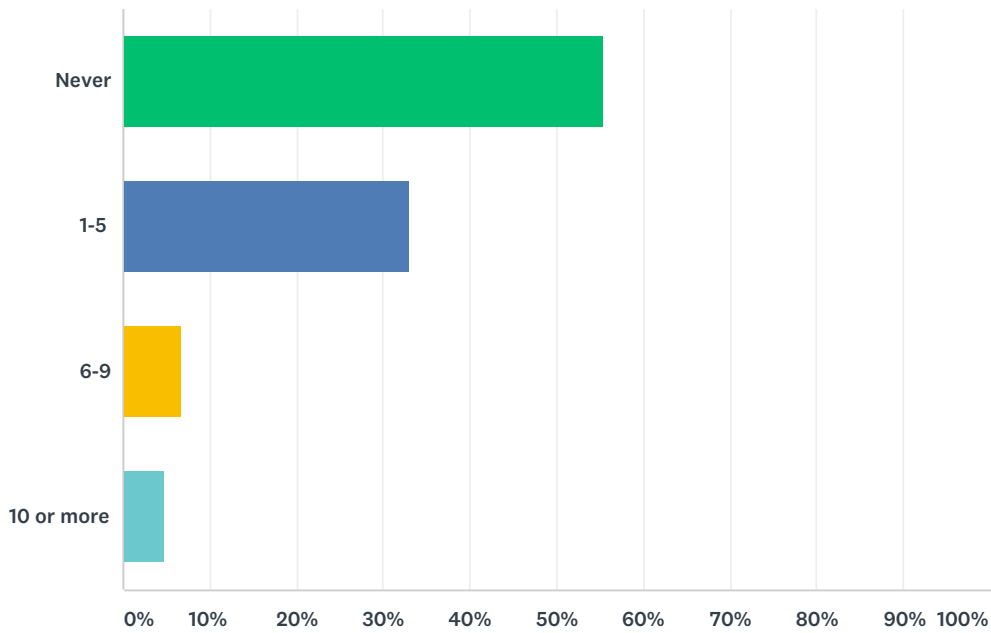
Answered: 98 Skipped: 15



ANSWER CHOICES	RESPONSES	
Never	2.04%	2
Daily	22.45%	22
Weekly	55.10%	54
Monthly	20.41%	20
TOTAL		98

Q17 How many times per month do you access your child's grades through FOCUS?

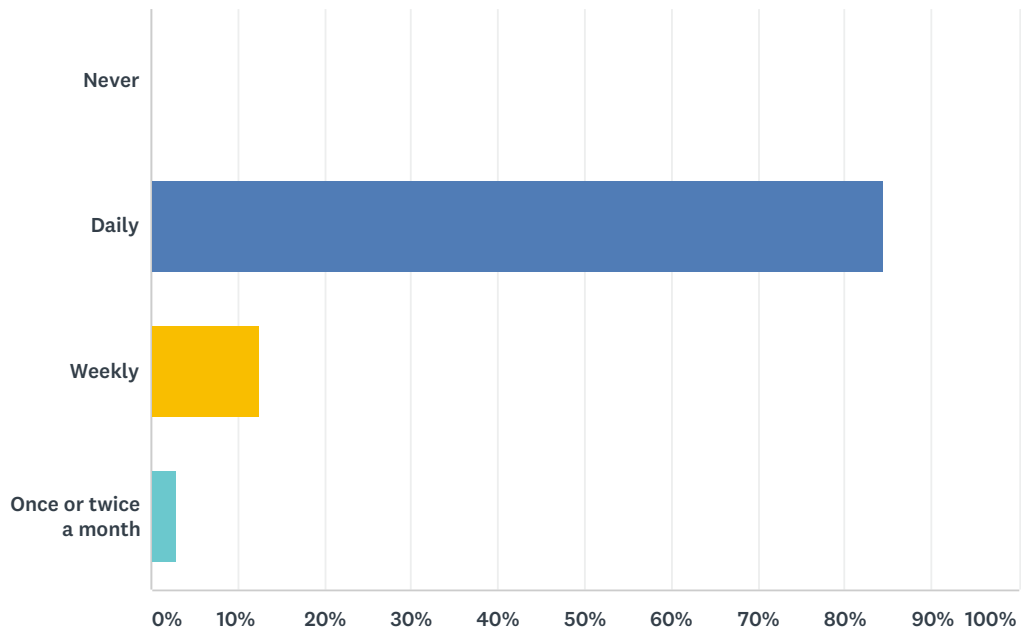
Answered: 103 Skipped: 10



ANSWER CHOICES	RESPONSES	
Never	55.34%	57
1-5	33.01%	34
6-9	6.80%	7
10 or more	4.85%	5
TOTAL		103

Q18 How often do you have conversations with your child about what he or she is learning in school?

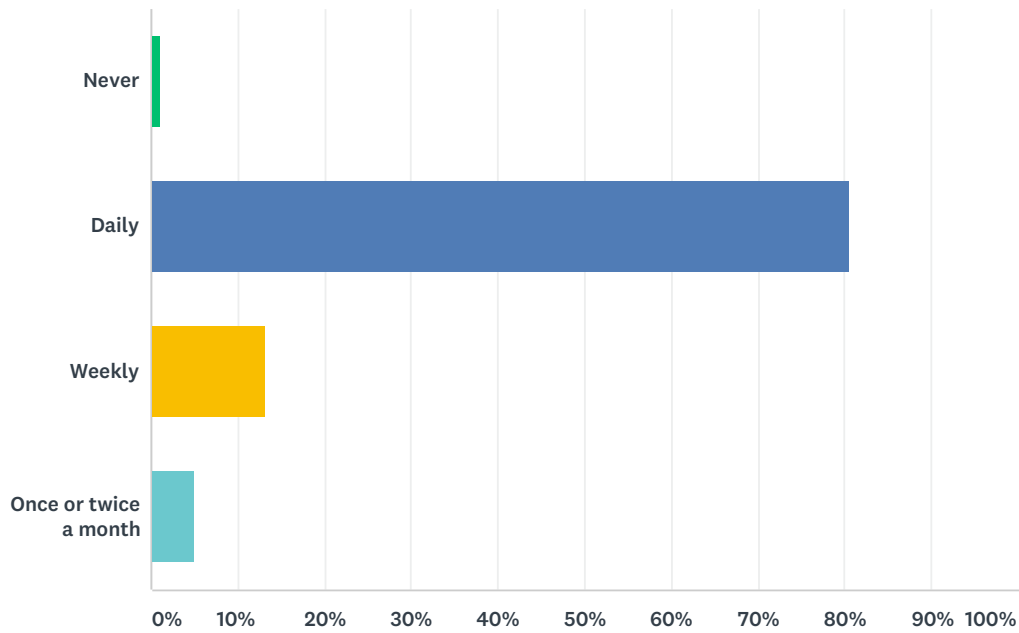
Answered: 103 Skipped: 10



ANSWER CHOICES	RESPONSES	
Never	0.00%	0
Daily	84.47%	87
Weekly	12.62%	13
Once or twice a month	2.91%	3
TOTAL		103

Q19 How often do you work with your child on homework or class assignments?

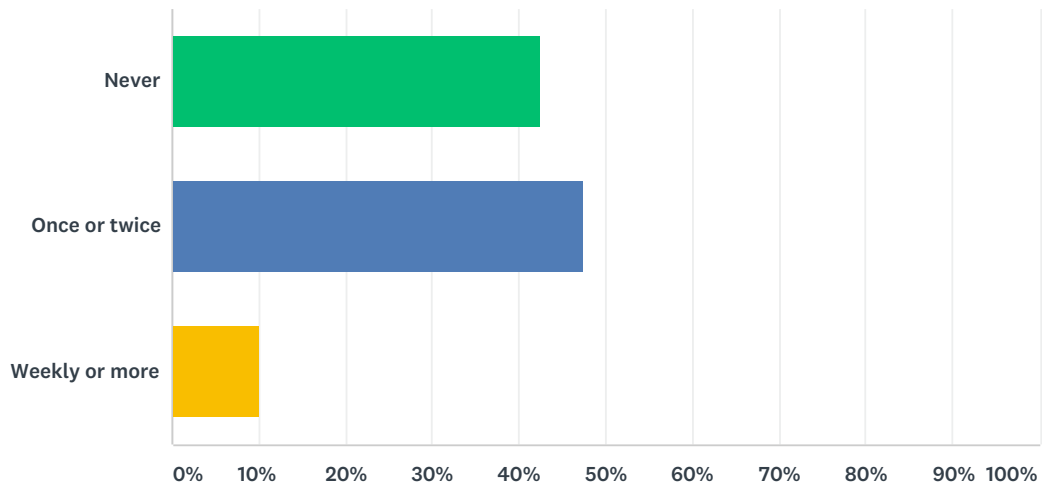
Answered: 98 Skipped: 15



ANSWER CHOICES	RESPONSES	
Never	1.02%	1
Daily	80.61%	79
Weekly	13.27%	13
Once or twice a month	5.10%	5
TOTAL		98

Q20 In the past year, how often have you participated in classroom activities during the school day?

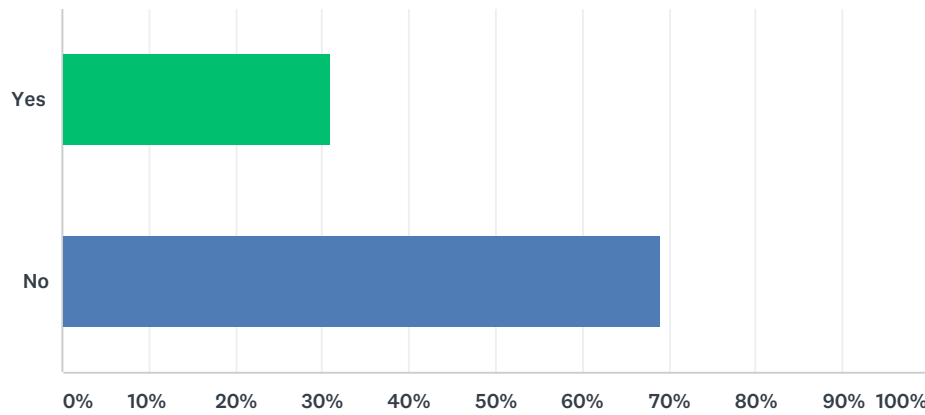
Answered: 99 Skipped: 14



ANSWER CHOICES	RESPONSES	
Never	42.42%	42
Once or twice	47.47%	47
Weekly or more	10.10%	10
TOTAL		99

Q21 Is the cost of fingerprinting a barrier to volunteering at your child's school?

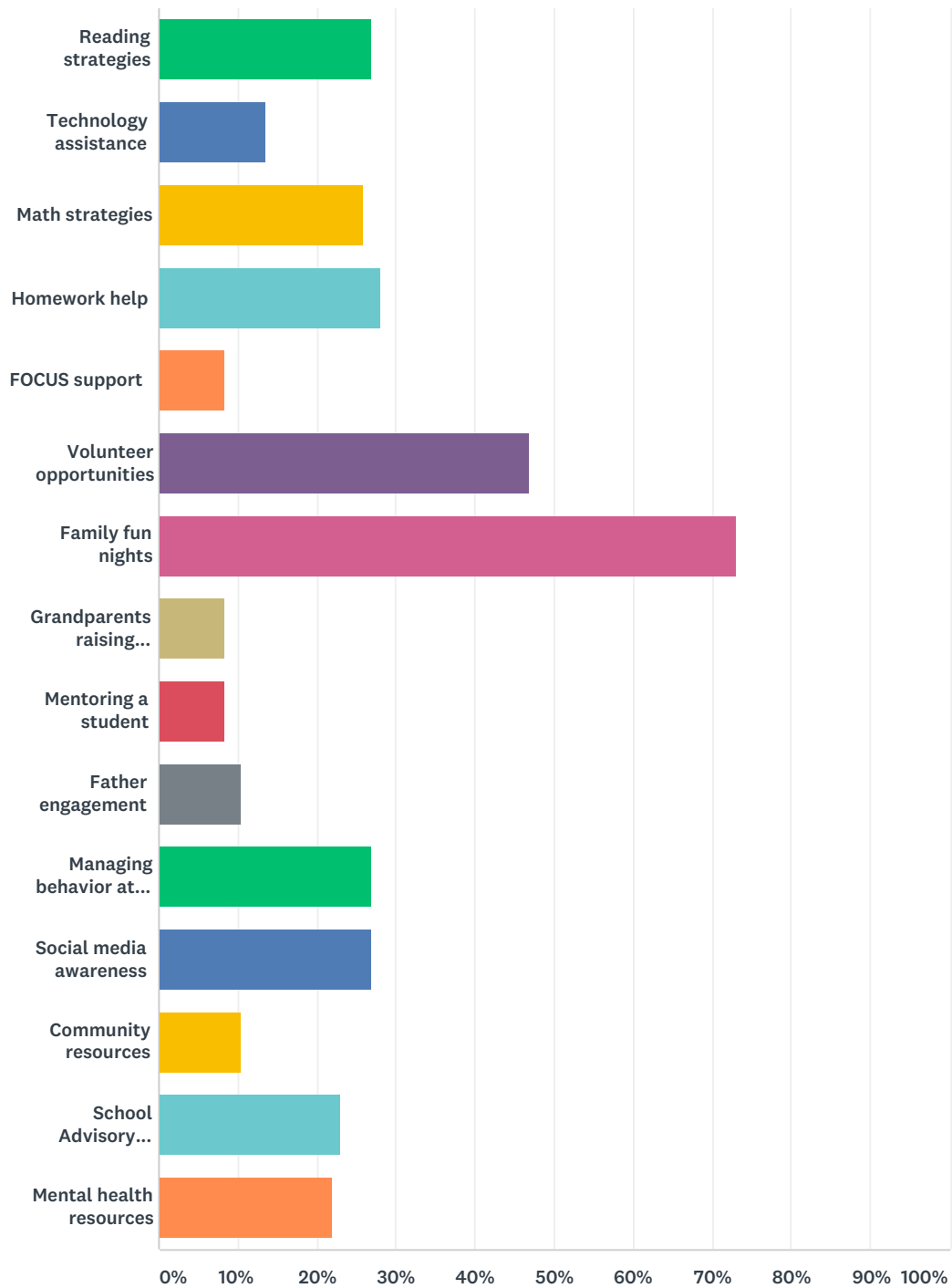
Answered: 100 Skipped: 13



ANSWER CHOICES	RESPONSES	
Yes	31.00%	31
No	69.00%	69
TOTAL		100

Q22 Which of the following informational meetings and activities would you participate in or attend?

Answered: 96 Skipped: 17



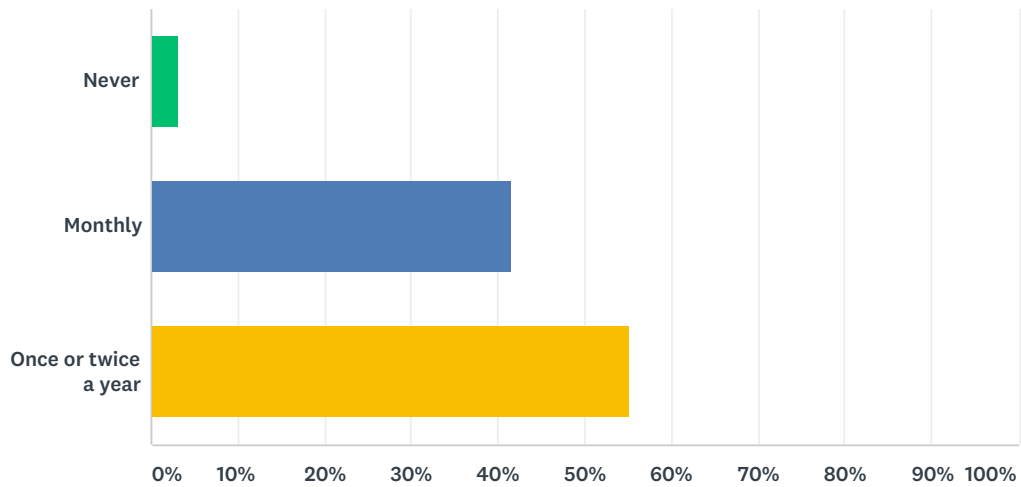
ANSWER CHOICES	RESPONSES	
Reading strategies	27.08%	26
Technology assistance	13.54%	13

Brevard Public Schools Elementary Parent Survey 2018-2019

Math strategies	26.04%	25
Homework help	28.13%	27
FOCUS support	8.33%	8
Volunteer opportunities	46.88%	45
Family fun nights	72.92%	70
Grandparents raising grandchildren	8.33%	8
Mentoring a student	8.33%	8
Father engagement	10.42%	10
Managing behavior at home	27.08%	26
Social media awareness	27.08%	26
Community resources	10.42%	10
School Advisory Council (SAC) or Parent-Teacher Organization (PTO/PTA)	22.92%	22
Mental health resources	21.88%	21
Total Respondents: 96		

Q23 In the past year, how often did you attend a parent meeting or event at your child's school that supported your child's academic success?

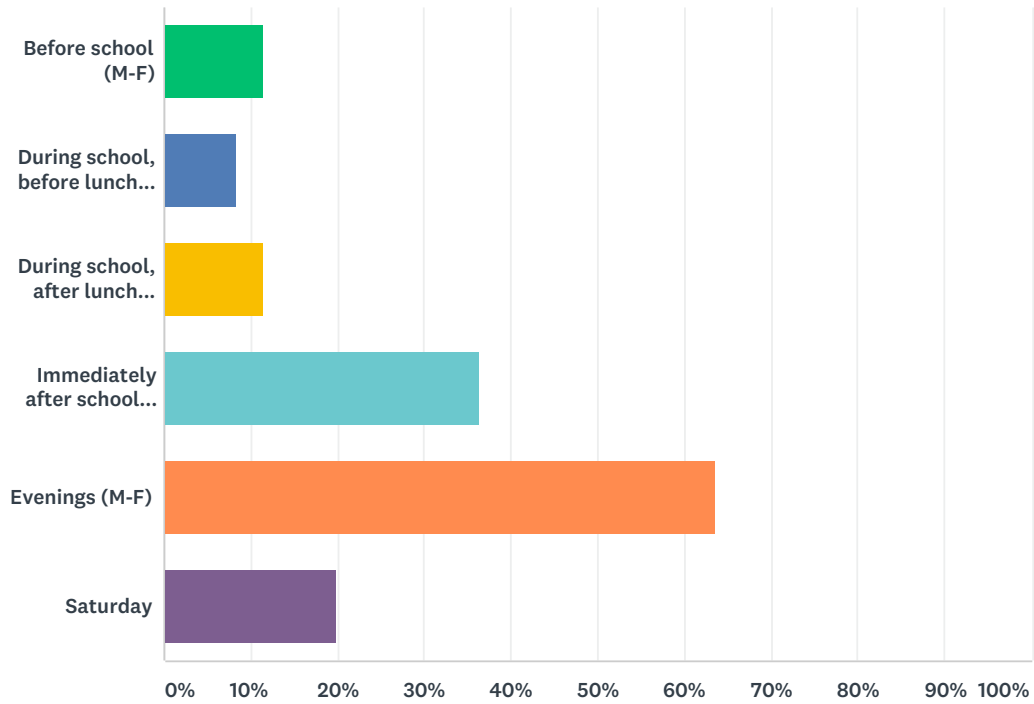
Answered: 96 Skipped: 17



ANSWER CHOICES	RESPONSES
Never	3.13% 3
Monthly	41.67% 40
Once or twice a year	55.21% 53
TOTAL	96

Q24 When is the best time for you to attend a school event for families?

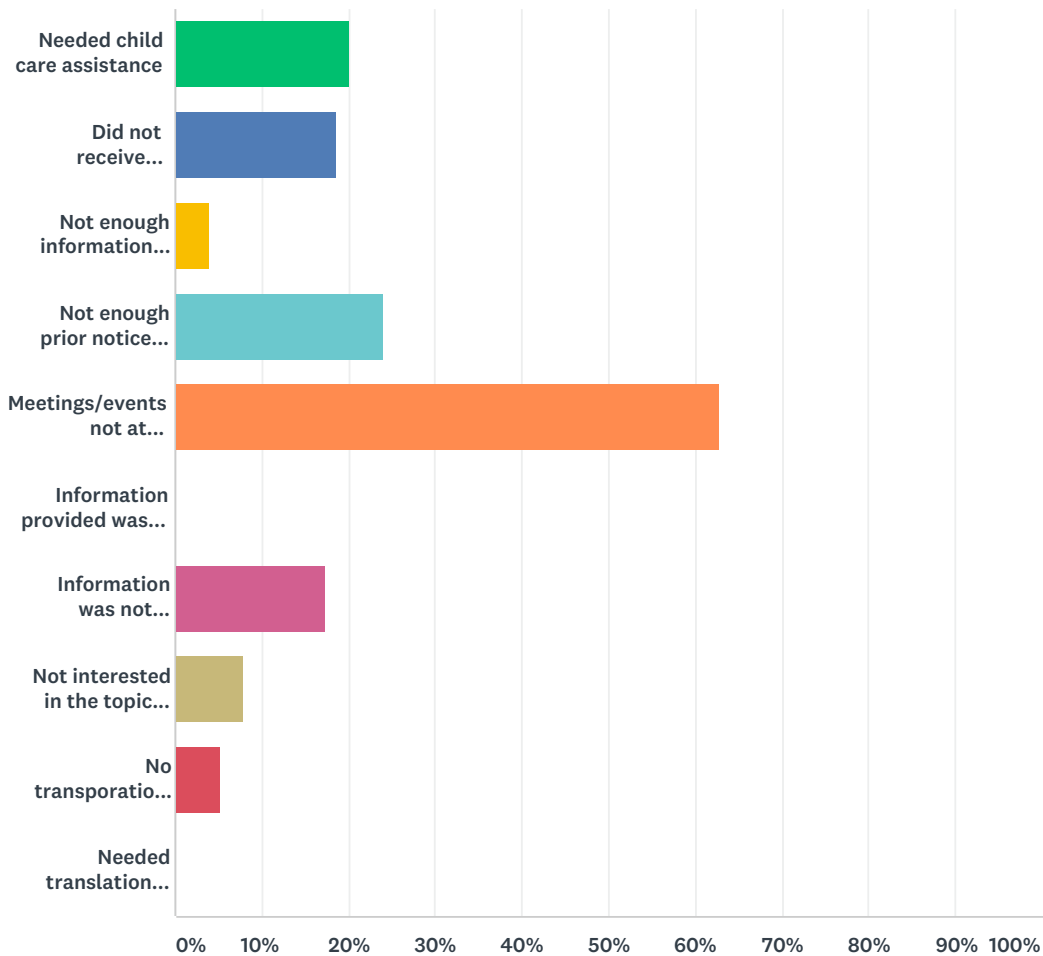
Answered: 96 Skipped: 17



ANSWER CHOICES	RESPONSES	
Before school (M-F)	11.46%	11
During school, before lunch (M-F)	8.33%	8
During school, after lunch (M-F)	11.46%	11
Immediately after school (M-F)	36.46%	35
Evenings (M-F)	63.54%	61
Saturday	19.79%	19
Total Respondents: 96		

Q25 If you were unable to attend informational meetings or academic events, please share why. (check all that apply)

Answered: 75 Skipped: 38

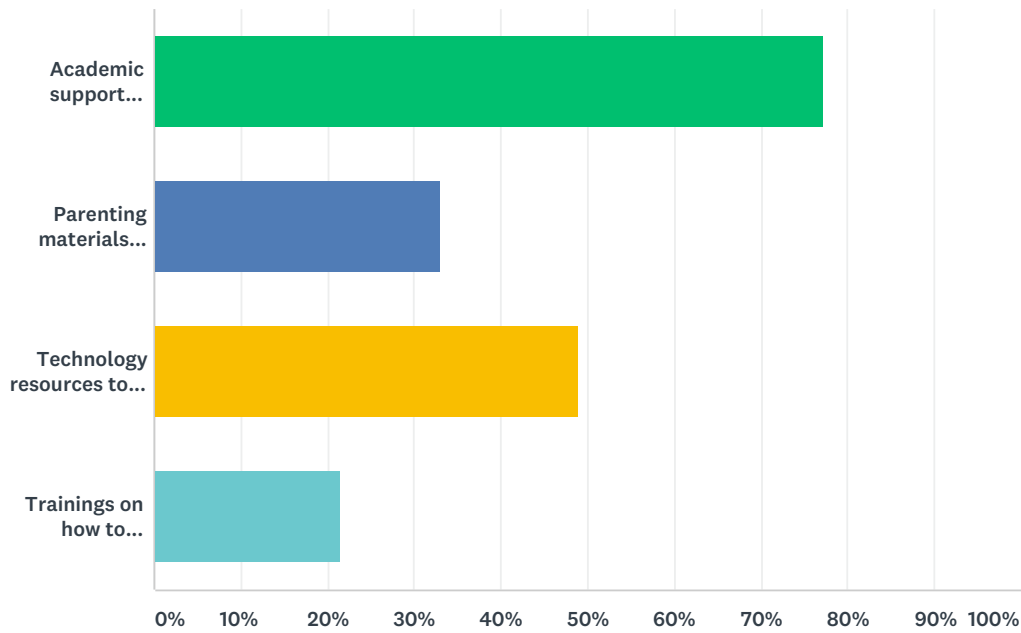


ANSWER CHOICES	RESPONSES	
Needed child care assistance	20.00%	15
Did not receive information about meetings/events	18.67%	14
Not enough information provided	4.00%	3
Not enough prior notice provided	24.00%	18
Meetings/events not at convenient times	62.67%	47
Information provided was difficult to understand	0.00%	0
Information was not relevant to me/my child	17.33%	13
Not interested in the topics presented	8.00%	6
No transportation to get to meetings/events	5.33%	4
Needed translation services	0.00%	0

Total Respondents: 75

Q26 What types of family engagement resources would you use if they were provided at your school?

Answered: 88 Skipped: 25



ANSWER CHOICES	RESPONSES	
Academic support materials for families to use at home	77.27%	68
Parenting materials (articles and books for check out)	32.95%	29
Technology resources to support learning at home	48.86%	43
Trainings on how to participate in school decision-making committees	21.59%	19
Total Respondents: 88		

Q27 What can Brevard Public Schools do to ensure your child is successful in elementary school?

Answered: 59 Skipped: 54

Q28 Please list any possible community organizations and/or businesses that you feel would be ideal school partners:

Answered: 30 Skipped: 83

Q29 What do you feel is working well at your child's school? (This is your chance to brag about your school and share what you like about it!)

Answered: 64 Skipped: 49

Q30 What do you feel is not working, difficult, and/or needs improvement at your child's school? (This is your chance to tell us what you would like to see changed.)

Answered: 43 Skipped: 70