

Q1 What school does your child attend?

Answered: 131 Skipped: 0



Brevard Public Schools Elementary Parent Survey 2018-2019

Croton Elementary										
DeLaura Middle										
Discovery Elementary										
Eau Gallie High										
Edgewood Jr./Sr. High										
Endeavour Elementary										
Eau Gallie High School ...										
Enterprise Elementary										
Fairglen Elementary										
Freedom 7 Elementary										
Gemini Elementary										
Golfview Elementary										
Harbor City Elementary										
Heritage High										
Holland Elementary										
Hoover Middle										
Imperial Estates...										
Indialantic Elementary										
Jackson Middle										
Jefferson Middle										

Brevard Public Schools Elementary Parent Survey 2018-2019

Johnson Middle

Jupiter
Elementary

Kennedy Middle

Lockmar
Elementary

Longleaf
Elementary

Madison Middle

Manatee
Elementary

McAuliffe
Elementary

McNair Magnet
Middle

Meadowlane
Intermediate...

Meadowlane
Primary...

Merritt Island
High School ...

Melbourne High

Merritt Island
High

MILA Elementary

Mims Elementary

Pathways at
Gardendale...

Oak Park
Elementary

Ocean Breeze
Elementary

Palm Bay
Elementary

Palm Bay High
School VPK...

Brevard Public Schools Elementary Parent Survey 2018-2019

Palm Bay Magnet High									
Pinewood Elementary									
Port Malabar Elementary									
Quest Elementary...									
Riviera Elementary									
Rockledge High									
Roosevelt Elementary									
Sabal Elementary									
Satellite High School VPK...									
Satellite High									
Saturn Elementary									
Sea Park Elementary									
Sherwood Elementary									
Pathways at Pine Grove...									
South Area Head Start									
South Lake Elementary									
Southwest Middle									
Space Coast Jr./Sr. High									
Stevenson Elementary									
Stone Middle									
Sunrise Elementary									

Brevard Public Schools Elementary Parent Survey 2018-2019



ANSWER CHOICES	RESPONSES	
Challenger 7 Elementary	100.00%	131
Riverview School	0.00%	0
Allen, Roy Elementary	0.00%	0
Andersen Elementary	0.00%	0
Apollo Elementary	0.00%	0
Astronaut High	0.00%	0
Atlantis Elementary	0.00%	0
Audubon Elementary	0.00%	0
Bayside High	0.00%	0
Brevard Virtual Instruction Program (BVIP)	0.00%	0
Cambridge Elementary Magnet	0.00%	0

Brevard Public Schools Elementary Parent Survey 2018-2019

Cape View Elementary	0.00%	0
Carroll, Lewis Elementary	0.00%	0
Central Middle	0.00%	0
Cocoa Beach Jr./Sr. High	0.00%	0
Cocoa High	0.00%	0
Columbia Elementary	0.00%	0
Coquina Elementary	0.00%	0
Dr W. J. Creel Elementary	0.00%	0
Croton Elementary	0.00%	0
DeLaura Middle	0.00%	0
Discovery Elementary	0.00%	0
Eau Gallie High	0.00%	0
Edgewood Jr./Sr. High	0.00%	0
Endeavour Elementary	0.00%	0
Eau Gallie High School VPK program	0.00%	0
Enterprise Elementary	0.00%	0
Fairglen Elementary	0.00%	0
Freedom 7 Elementary	0.00%	0
Gemini Elementary	0.00%	0
Golfview Elementary	0.00%	0
Harbor City Elementary	0.00%	0
Heritage High	0.00%	0
Holland Elementary	0.00%	0
Hoover Middle	0.00%	0
Imperial Estates Elementary	0.00%	0
Indialantic Elementary	0.00%	0
Jackson Middle	0.00%	0
Jefferson Middle	0.00%	0
Johnson Middle	0.00%	0
Jupiter Elementary	0.00%	0
Kennedy Middle	0.00%	0
Lockmar Elementary	0.00%	0
Longleaf Elementary	0.00%	0
Madison Middle	0.00%	0
Manatee Elementary	0.00%	0

Brevard Public Schools Elementary Parent Survey 2018-2019

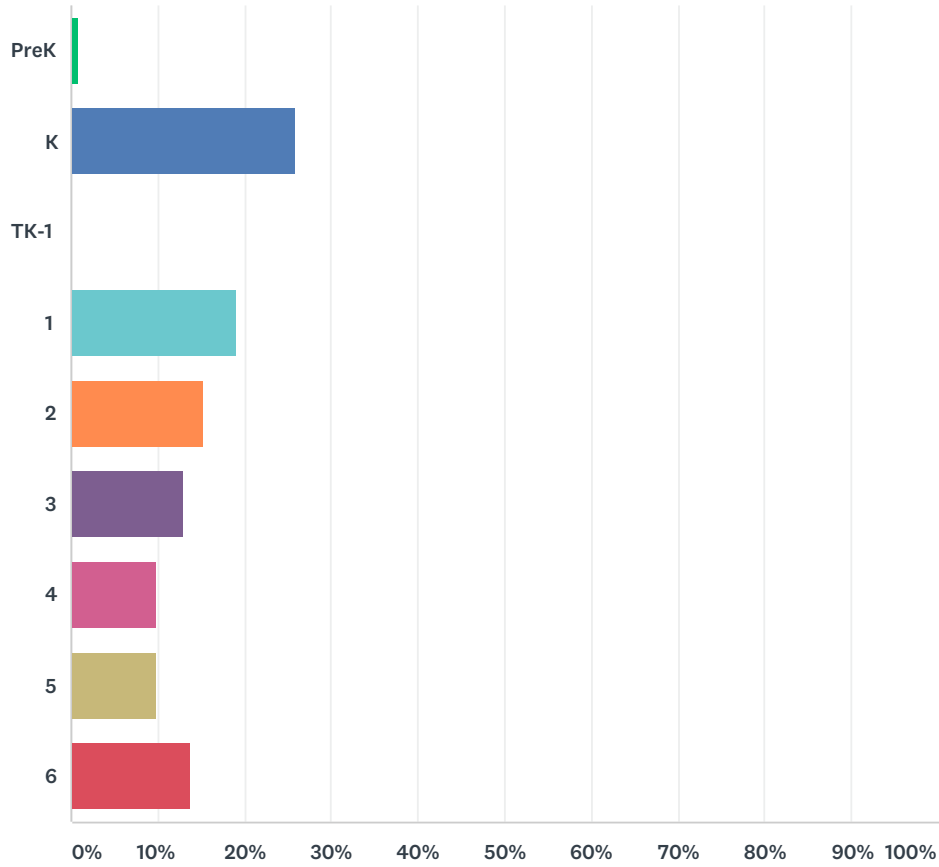
McAuliffe Elementary	0.00%	0
McNair Magnet Middle	0.00%	0
Meadowlane Intermediate Elementary	0.00%	0
Meadowlane Primary Elementary	0.00%	0
Merritt Island High School VPK program	0.00%	0
Melbourne High	0.00%	0
Merritt Island High	0.00%	0
MILA Elementary	0.00%	0
Mims Elementary	0.00%	0
Pathways at Gardendale (North/Central Area Alternative Center)	0.00%	0
Oak Park Elementary	0.00%	0
Ocean Breeze Elementary	0.00%	0
Palm Bay Elementary	0.00%	0
Palm Bay High School VPK program	0.00%	0
Palm Bay Magnet High	0.00%	0
Pinewood Elementary	0.00%	0
Port Malabar Elementary	0.00%	0
Quest Elementary School	0.00%	0
Riviera Elementary	0.00%	0
Rockledge High	0.00%	0
Roosevelt Elementary	0.00%	0
Sabal Elementary	0.00%	0
Satellite High School VPK program	0.00%	0
Satellite High	0.00%	0
Saturn Elementary	0.00%	0
Sea Park Elementary	0.00%	0
Sherwood Elementary	0.00%	0
Pathways at Pine Grove (South Area Alternative Center)	0.00%	0
South Area Head Start	0.00%	0
South Lake Elementary	0.00%	0
Southwest Middle	0.00%	0
Space Coast Jr./Sr. High	0.00%	0
Stevenson Elementary	0.00%	0
Stone Middle	0.00%	0
Sunrise Elementary	0.00%	0

Brevard Public Schools Elementary Parent Survey 2018-2019

Suntree Elementary	0.00%	0
Surfside Elementary	0.00%	0
Titusville High	0.00%	0
Tropical Elementary	0.00%	0
Turner Elementary	0.00%	0
University Park Elementary	0.00%	0
Viera High School VPK program	0.00%	0
Viera High	0.00%	0
West Melbourne Elementary School for Science	0.00%	0
West Shore Jr./Sr. High	0.00%	0
Westside Elementary	0.00%	0
Williams Elementary	0.00%	0
TOTAL		131

Q2 What is your child's current grade level?

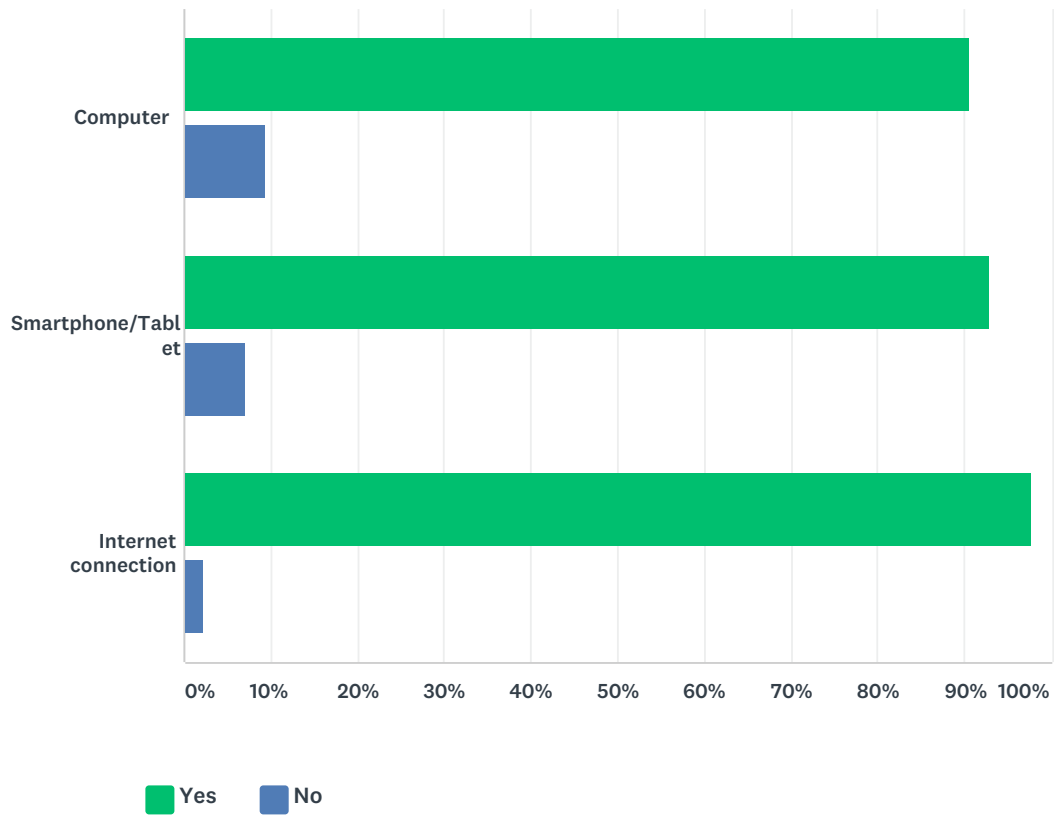
Answered: 131 Skipped: 0



ANSWER CHOICES	RESPONSES	
PreK	0.76%	1
K	25.95%	34
TK-1	0.00%	0
1	19.08%	25
2	15.27%	20
3	12.98%	17
4	9.92%	13
5	9.92%	13
6	13.74%	18
Total Respondents: 131		

Q3 Does your child have access to a computer and internet connection outside of school?

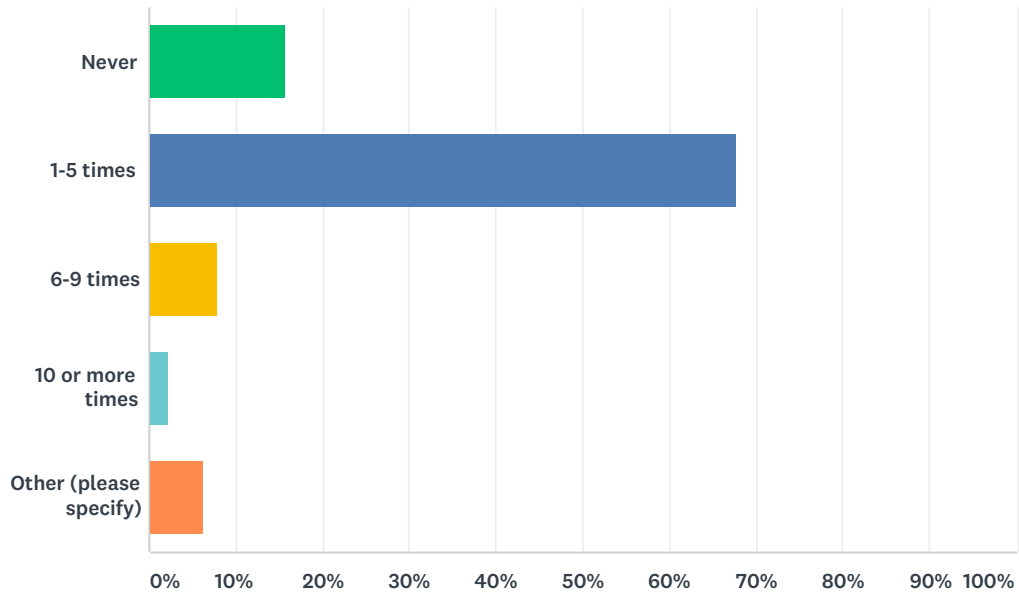
Answered: 127 Skipped: 4



	YES	NO	TOTAL
Computer	90.55% 115	9.45% 12	127
Smartphone/Tablet	92.86% 117	7.14% 9	126
Internet connection	97.64% 124	2.36% 3	127

Q4 How many times per month do you access the school website?

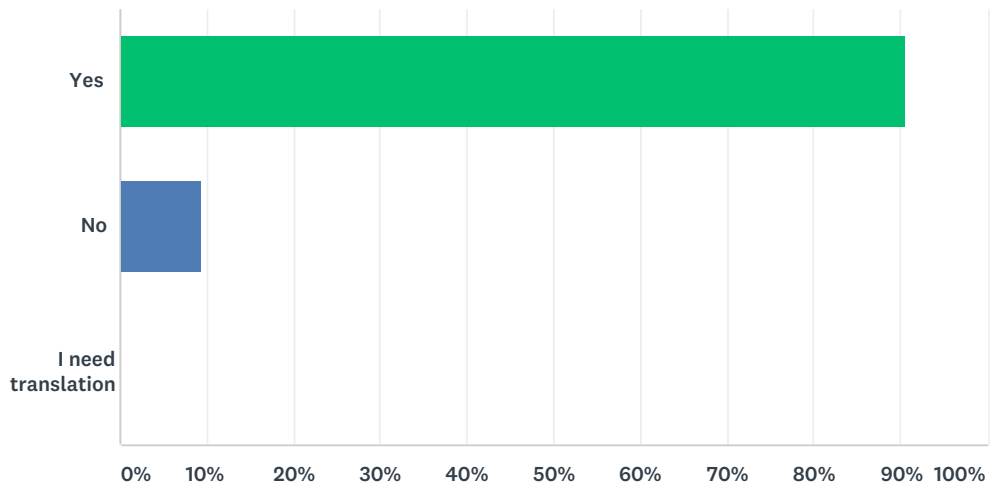
Answered: 127 Skipped: 4



ANSWER CHOICES	RESPONSES	
Never	15.75%	20
1-5 times	67.72%	86
6-9 times	7.87%	10
10 or more times	2.36%	3
Other (please specify)	6.30%	8
TOTAL		127

Q5 Does your child's school keep you informed about information and events in a format that is easy to understand?

Answered: 127 Skipped: 4

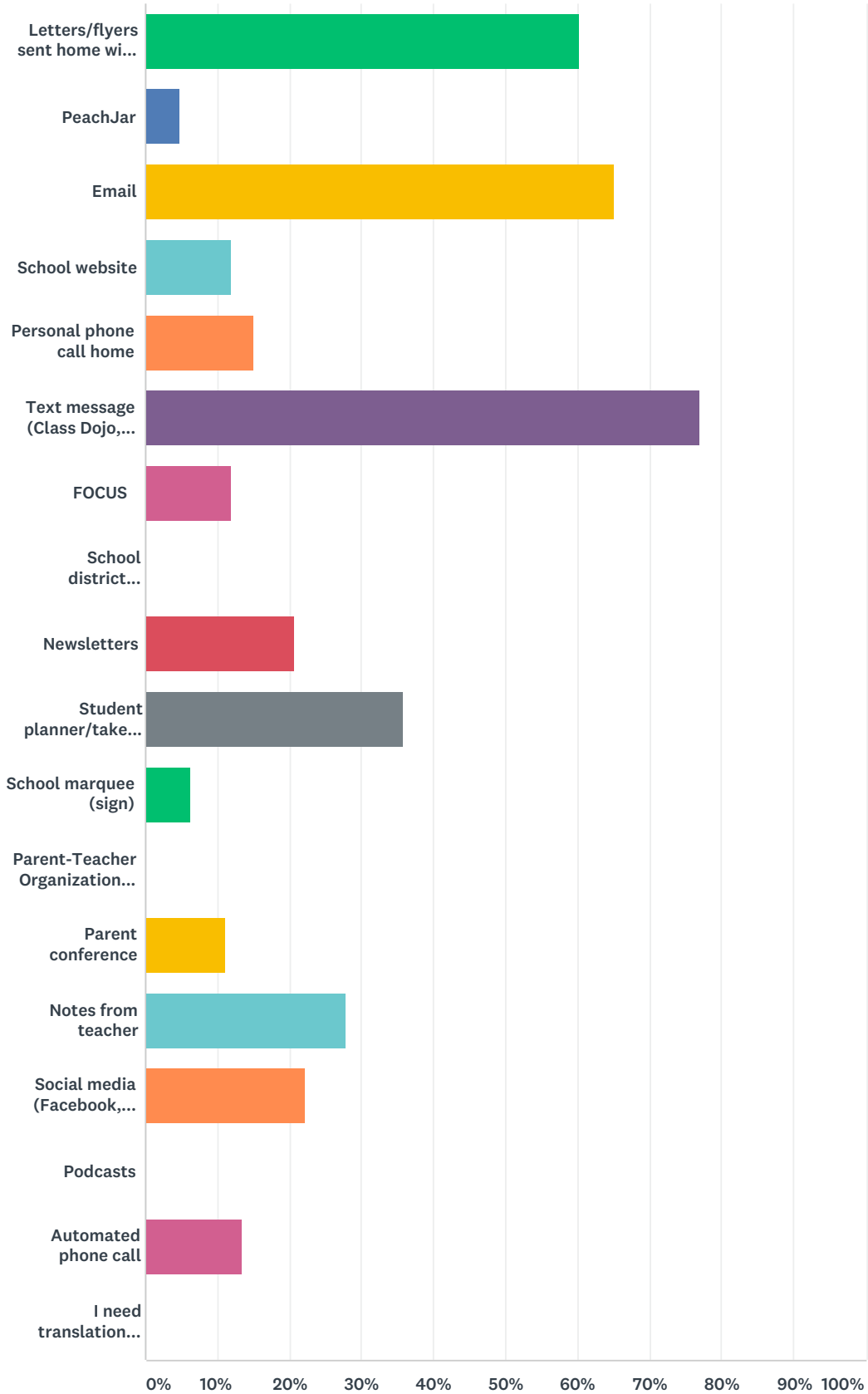


ANSWER CHOICES	RESPONSES	
Yes	90.55%	115
No	9.45%	12
I need translation	0.00%	0
TOTAL		127

Q6 How would you prefer to receive information about events and/or your child's progress from the school? (check all that apply)

Answered: 126 Skipped: 5

Brevard Public Schools Elementary Parent Survey 2018-2019



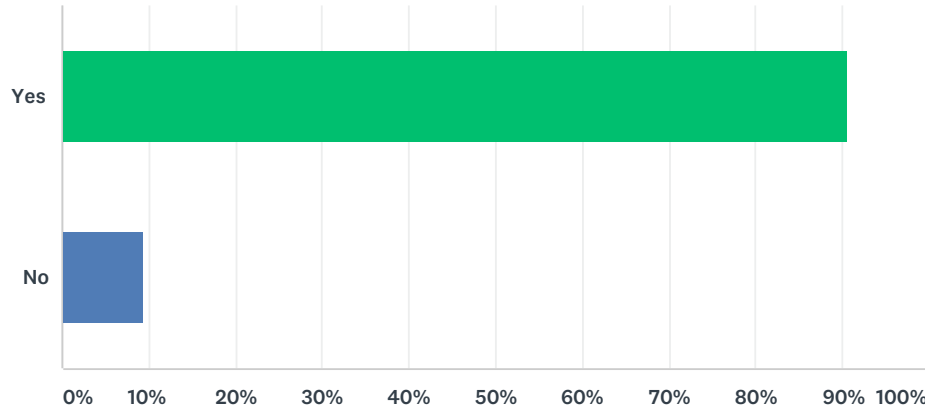
ANSWER CHOICES	RESPONSES	
Letters/flyers sent home with students	60.32%	76

Brevard Public Schools Elementary Parent Survey 2018-2019

PeachJar	4.76%	6
Email	65.08%	82
School website	11.90%	15
Personal phone call home	15.08%	19
Text message (Class Dojo, Remind)	76.98%	97
FOCUS	11.90%	15
School district website	0.00%	0
Newsletters	20.63%	26
Student planner/take-home folder	35.71%	45
School marquee (sign)	6.35%	8
Parent-Teacher Organization (PTO/PTA)	0.00%	0
Parent conference	11.11%	14
Notes from teacher	27.78%	35
Social media (Facebook, Twitter)	22.22%	28
Podcasts	0.00%	0
Automated phone call	13.49%	17
I need translation assistance	0.00%	0
Total Respondents: 126		

Q7 Do you feel welcome at your child's school?

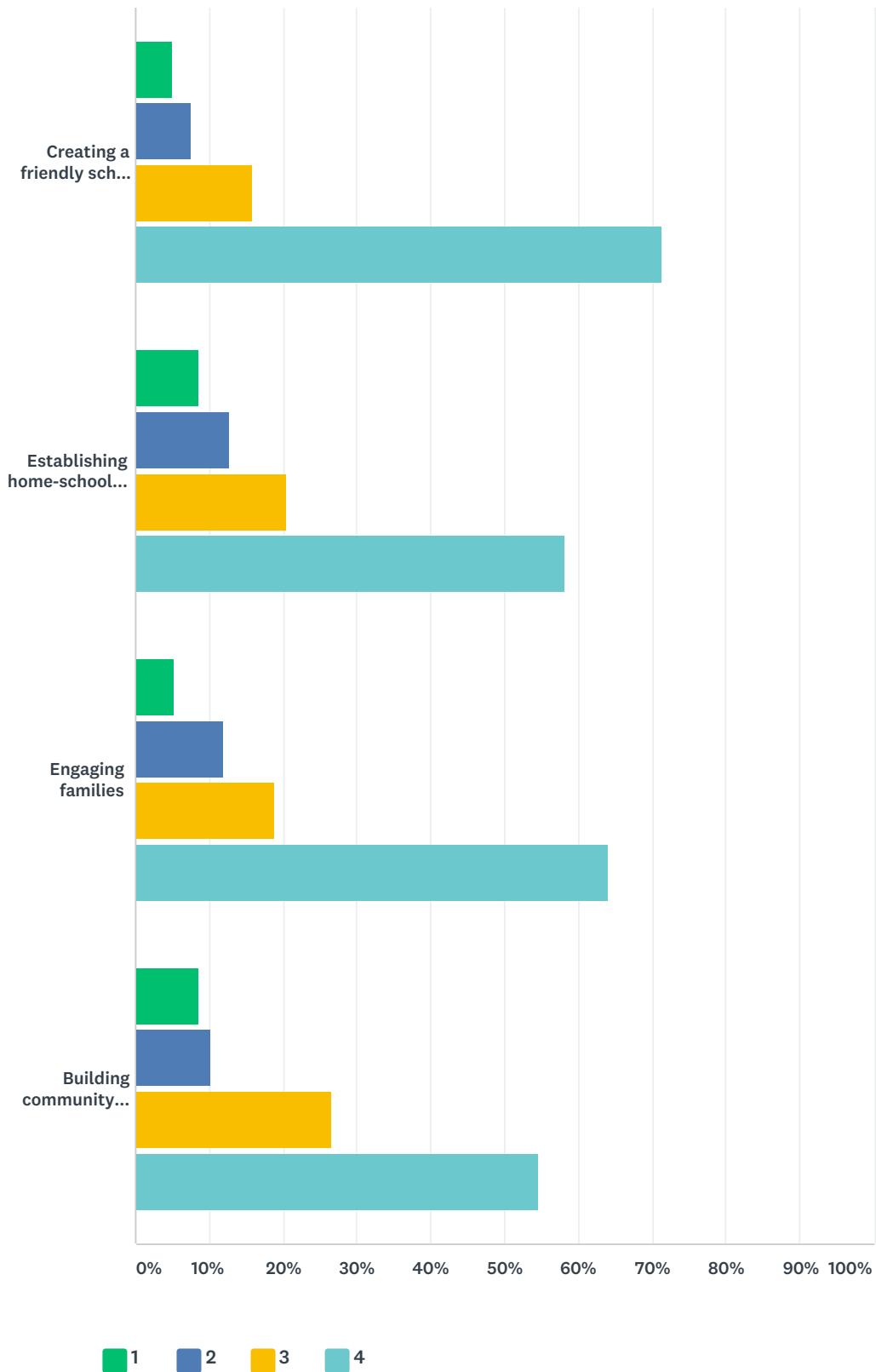
Answered: 116 Skipped: 15



ANSWER CHOICES	RESPONSES	
Yes	90.52%	105
No	9.48%	11
TOTAL		116

Q8 Please rank the following from 1 (not well) through 4 (extremely well) according to how well your child's school supports each area:

Answered: 119 Skipped: 12

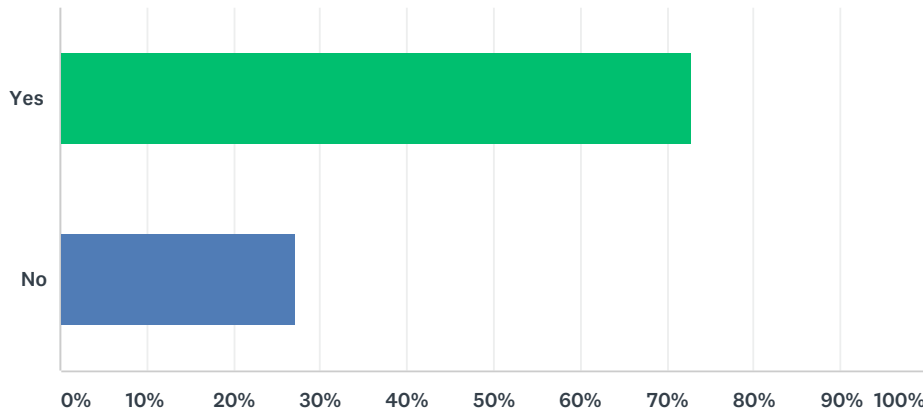


Brevard Public Schools Elementary Parent Survey 2018-2019

	1	2	3	4	TOTAL	WEIGHTED AVERAGE
Creating a friendly school climate	5.04% 6	7.56% 9	15.97% 19	71.43% 85	119	3.54
Establishing home-school communications	8.55% 10	12.82% 15	20.51% 24	58.12% 68	117	3.28
Engaging families	5.13% 6	11.97% 14	18.80% 22	64.10% 75	117	3.42
Building community partnerships	8.55% 10	10.26% 12	26.50% 31	54.70% 64	117	3.27

Q9 Have you been given opportunities to provide input and feedback into school decisions (school improvement, Title I services, event planning, discipline)?

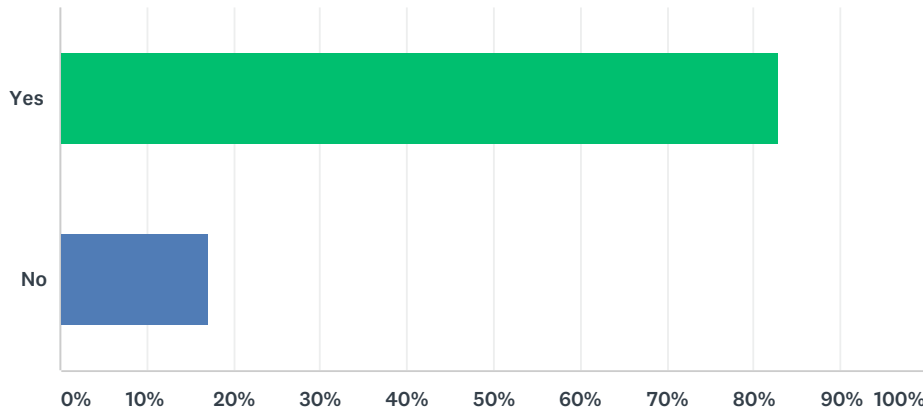
Answered: 118 Skipped: 13



ANSWER CHOICES	RESPONSES	
Yes	72.88%	86
No	27.12%	32
TOTAL		118

Q10 Do you feel your child's school values input from families?

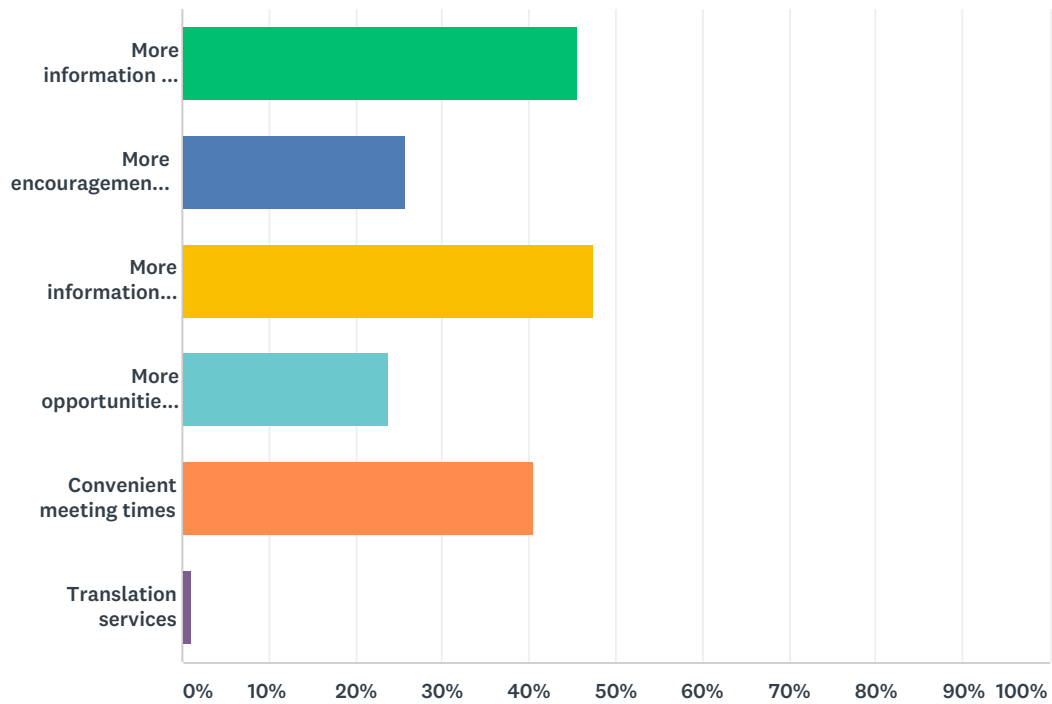
Answered: 116 Skipped: 15



ANSWER CHOICES	RESPONSES	
Yes	82.76%	96
No	17.24%	20
TOTAL		116

Q11 How could your school assist you in playing a more active role in school decision-making?

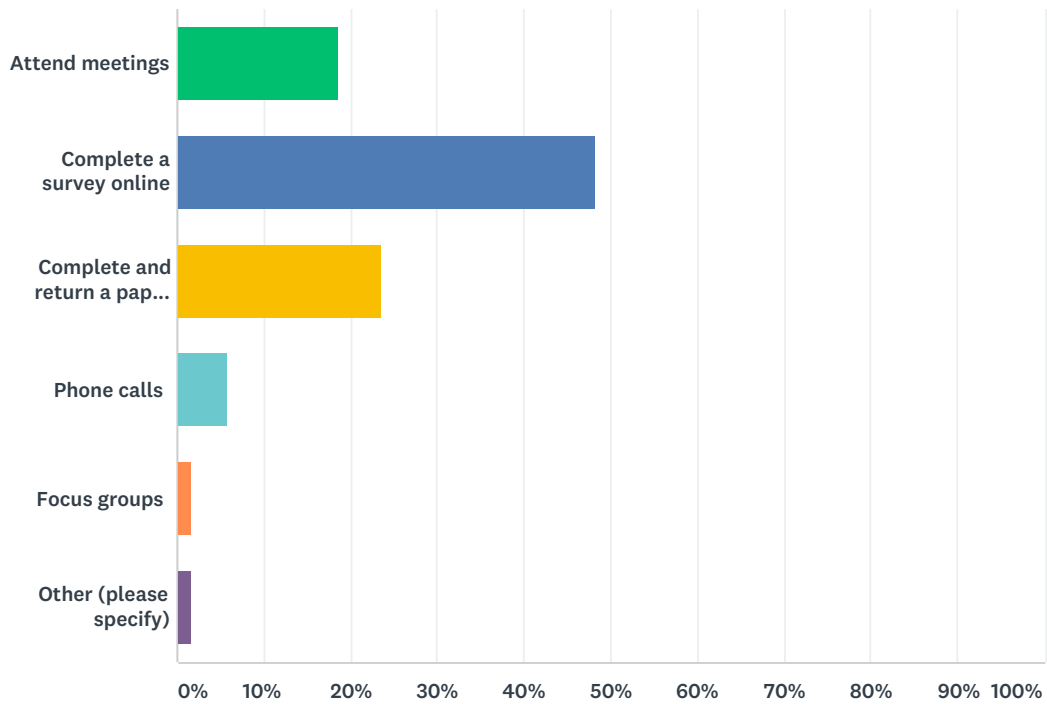
Answered: 101 Skipped: 30



ANSWER CHOICES	RESPONSES	
More information on how to become engaged	45.54%	46
More encouragement from the school to become engaged	25.74%	26
More information about school issues to be addressed	47.52%	48
More opportunities to share my opinion about school issues	23.76%	24
Convenient meeting times	40.59%	41
Translation services	0.99%	1
Total Respondents: 101		

Q12 What is the best way for you to provide input regarding your child's school?

Answered: 118 Skipped: 13



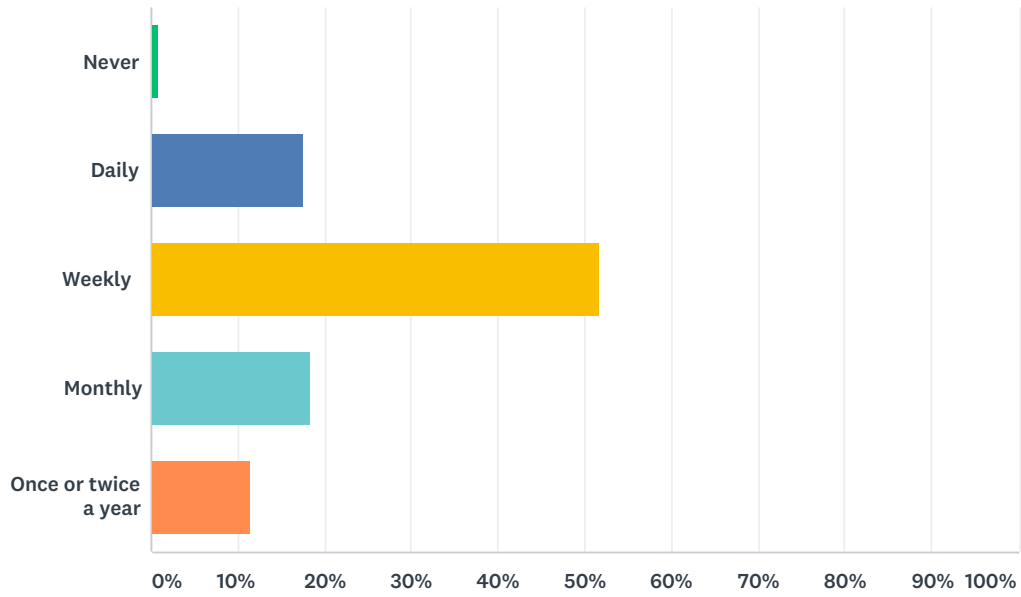
ANSWER CHOICES	RESPONSES	
Attend meetings	18.64%	22
Complete a survey online	48.31%	57
Complete and return a paper survey	23.73%	28
Phone calls	5.93%	7
Focus groups	1.69%	2
Other (please specify)	1.69%	2
TOTAL		118

Q13 In what ways can family engagement be strengthened at your child's school?

Answered: 39 Skipped: 92

Q14 How often do you communicate with your child's teachers?

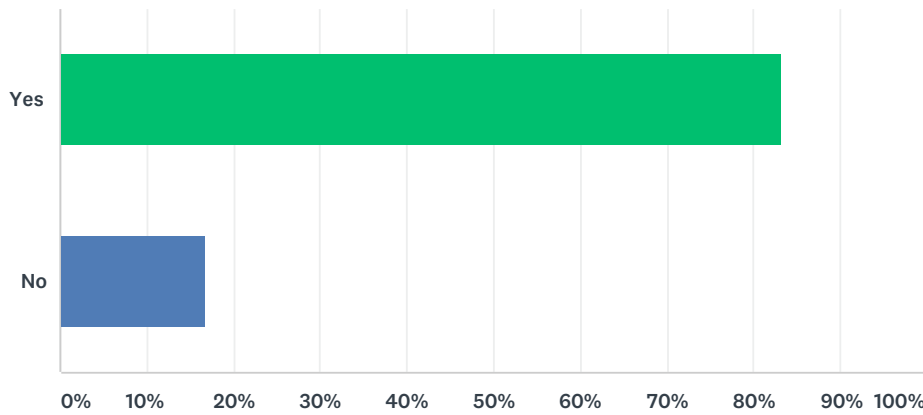
Answered: 114 Skipped: 17



ANSWER CHOICES	RESPONSES	
Never	0.88%	1
Daily	17.54%	20
Weekly	51.75%	59
Monthly	18.42%	21
Once or twice a year	11.40%	13
TOTAL		114

Q15 Are you aware of what your child is expected to master in all subject areas?

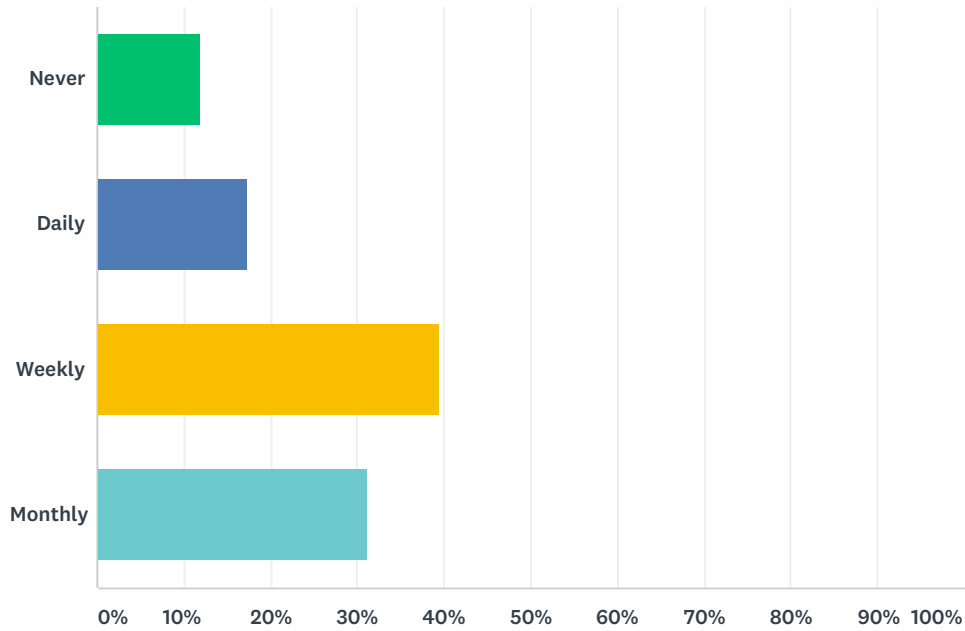
Answered: 114 Skipped: 17



ANSWER CHOICES	RESPONSES	
Yes	83.33%	95
No	16.67%	19
TOTAL		114

Q16 How often does your child's teacher communicate with you about your child's progress?

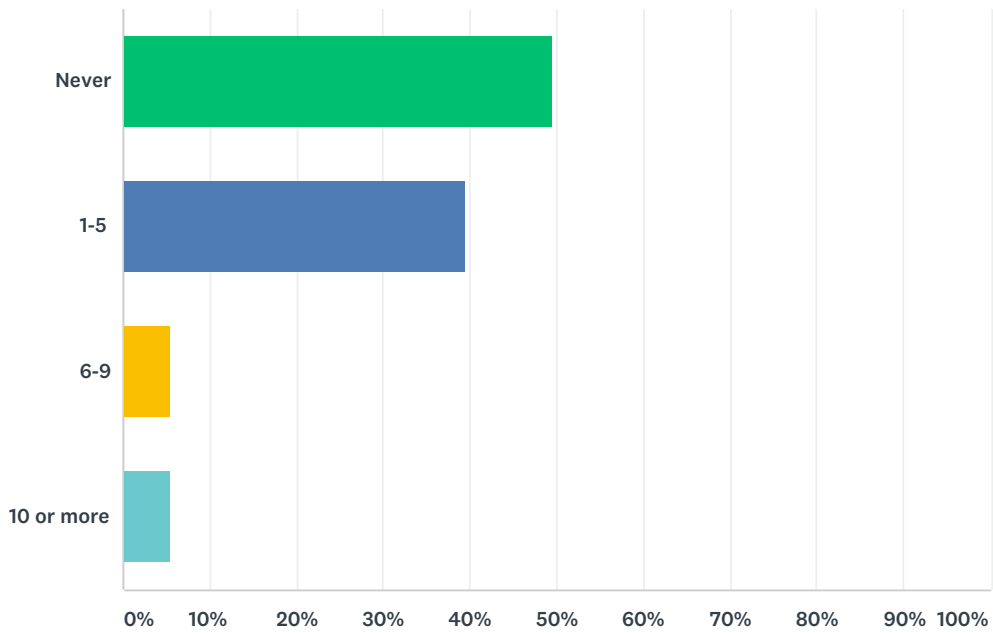
Answered: 109 Skipped: 22



ANSWER CHOICES	RESPONSES	
Never	11.93%	13
Daily	17.43%	19
Weekly	39.45%	43
Monthly	31.19%	34
TOTAL		109

Q17 How many times per month do you access your child's grades through FOCUS?

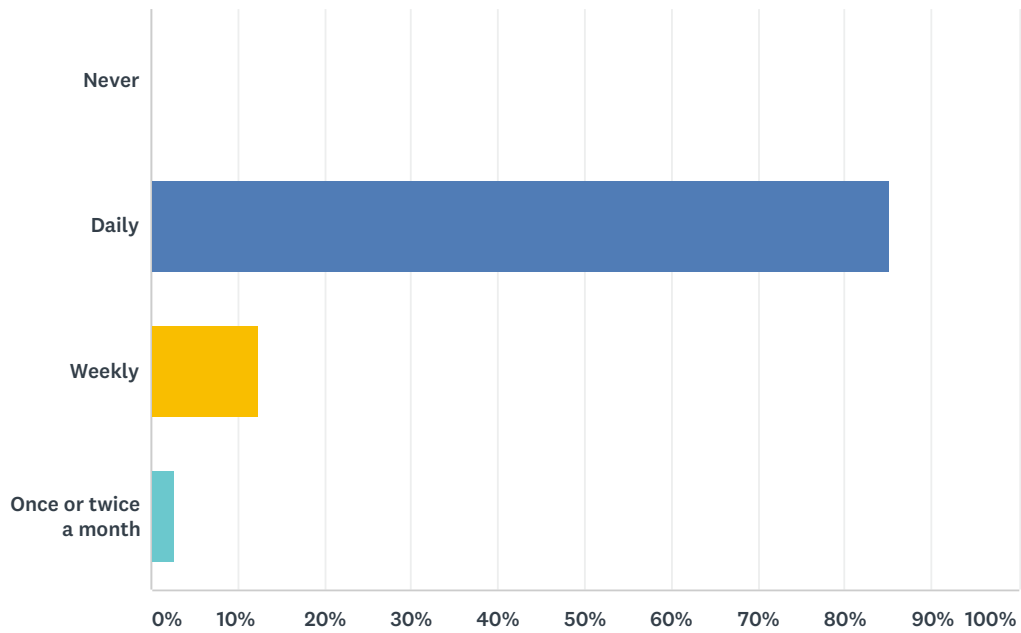
Answered: 109 Skipped: 22



ANSWER CHOICES	RESPONSES	
Never	49.54%	54
1-5	39.45%	43
6-9	5.50%	6
10 or more	5.50%	6
TOTAL		109

Q18 How often do you have conversations with your child about what he or she is learning in school?

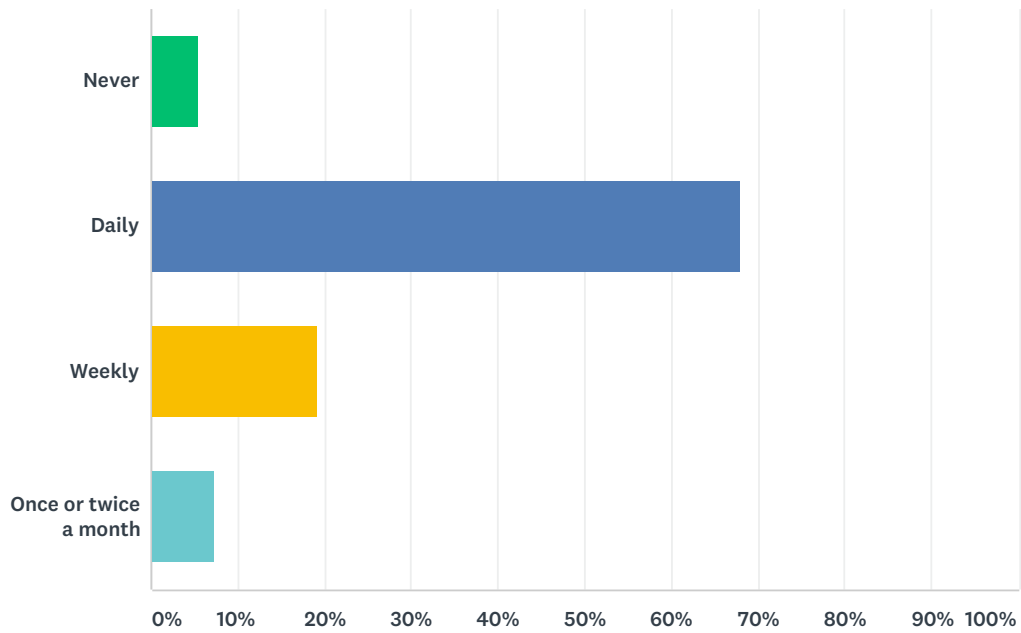
Answered: 114 Skipped: 17



ANSWER CHOICES	RESPONSES	
Never	0.00%	0
Daily	85.09%	97
Weekly	12.28%	14
Once or twice a month	2.63%	3
TOTAL		114

Q19 How often do you work with your child on homework or class assignments?

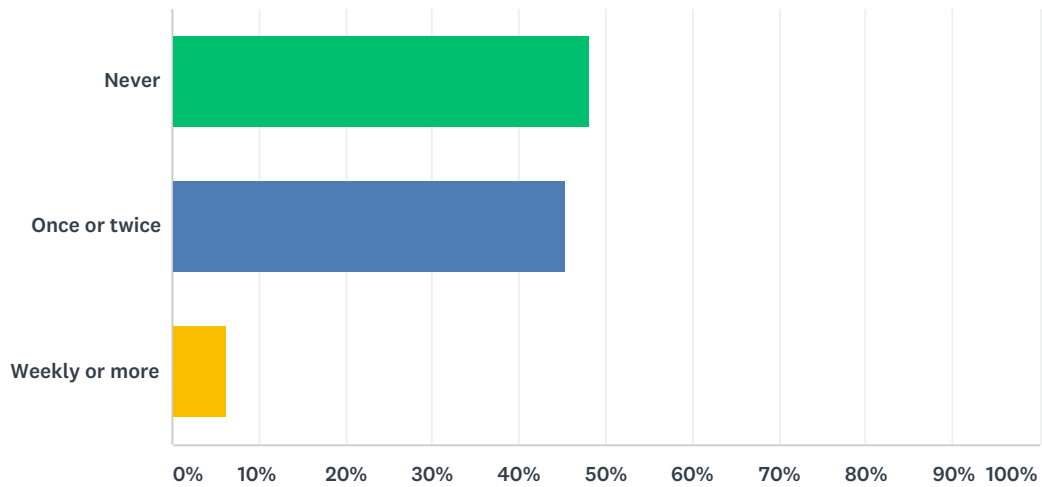
Answered: 109 Skipped: 22



ANSWER CHOICES	RESPONSES	
Never	5.50%	6
Daily	67.89%	74
Weekly	19.27%	21
Once or twice a month	7.34%	8
TOTAL		109

Q20 In the past year, how often have you participated in classroom activities during the school day?

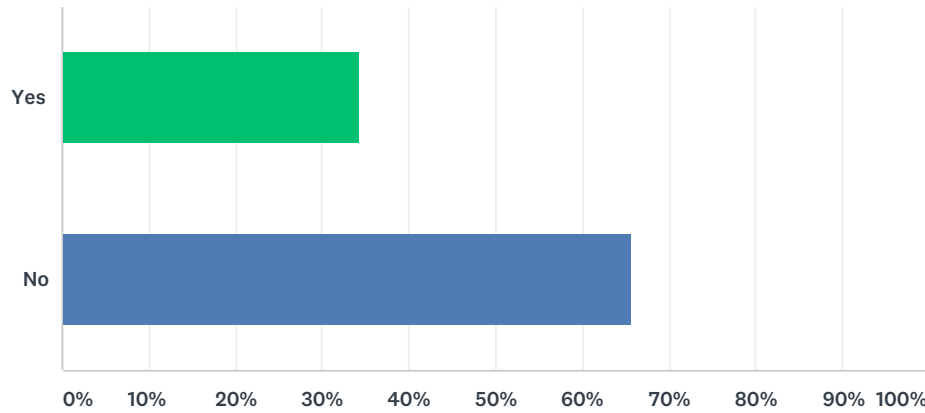
Answered: 110 Skipped: 21



ANSWER CHOICES	RESPONSES	
Never	48.18%	53
Once or twice	45.45%	50
Weekly or more	6.36%	7
TOTAL		110

Q21 Is the cost of fingerprinting a barrier to volunteering at your child's school?

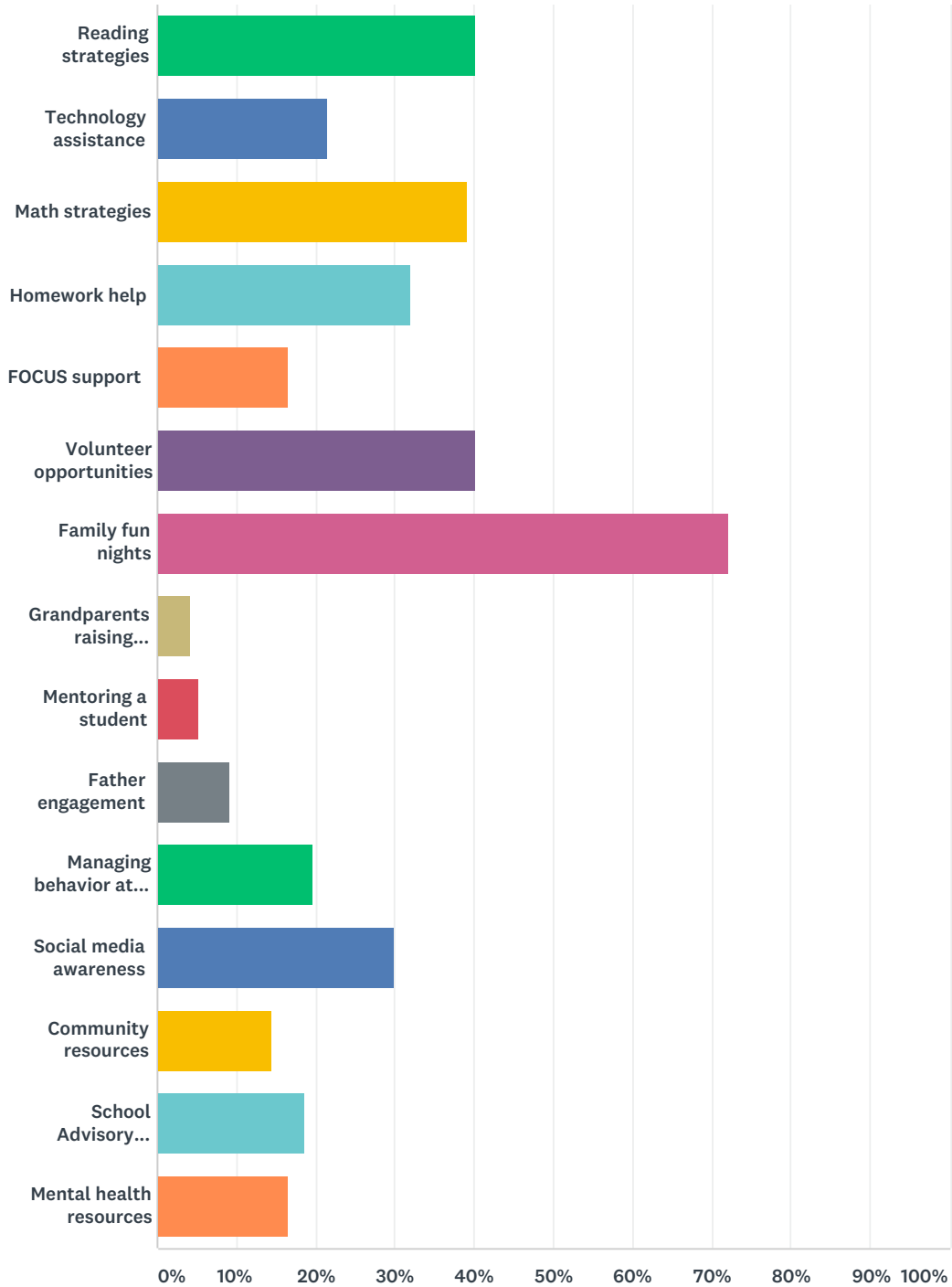
Answered: 111 Skipped: 20



ANSWER CHOICES	RESPONSES	
Yes	34.23%	38
No	65.77%	73
TOTAL		111

Q22 Which of the following informational meetings and activities would you participate in or attend?

Answered: 97 Skipped: 34



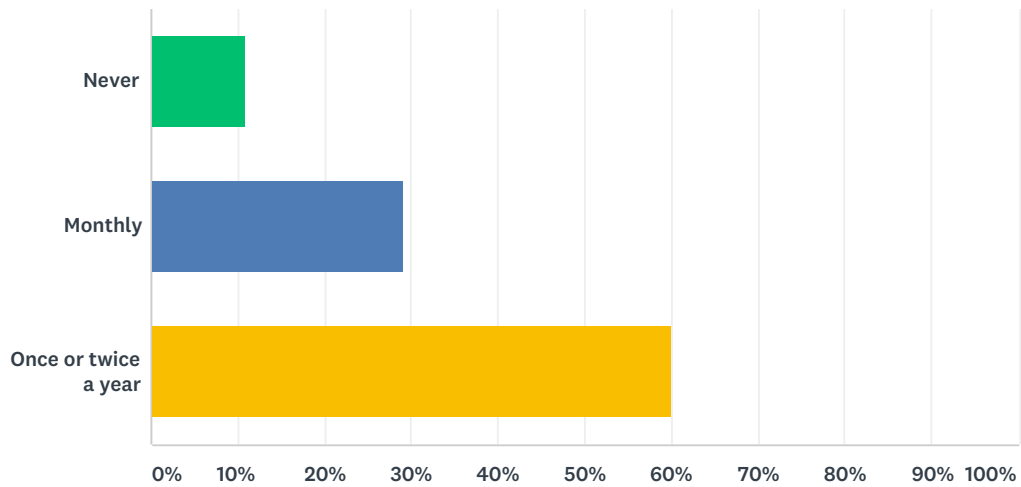
ANSWER CHOICES	RESPONSES	
Reading strategies	40.21%	39
Technology assistance	21.65%	21

Brevard Public Schools Elementary Parent Survey 2018-2019

Math strategies	39.18%	38
Homework help	31.96%	31
FOCUS support	16.49%	16
Volunteer opportunities	40.21%	39
Family fun nights	72.16%	70
Grandparents raising grandchildren	4.12%	4
Mentoring a student	5.15%	5
Father engagement	9.28%	9
Managing behavior at home	19.59%	19
Social media awareness	29.90%	29
Community resources	14.43%	14
School Advisory Council (SAC) or Parent-Teacher Organization (PTO/PTA)	18.56%	18
Mental health resources	16.49%	16
Total Respondents: 97		

Q23 In the past year, how often did you attend a parent meeting or event at your child's school that supported your child's academic success?

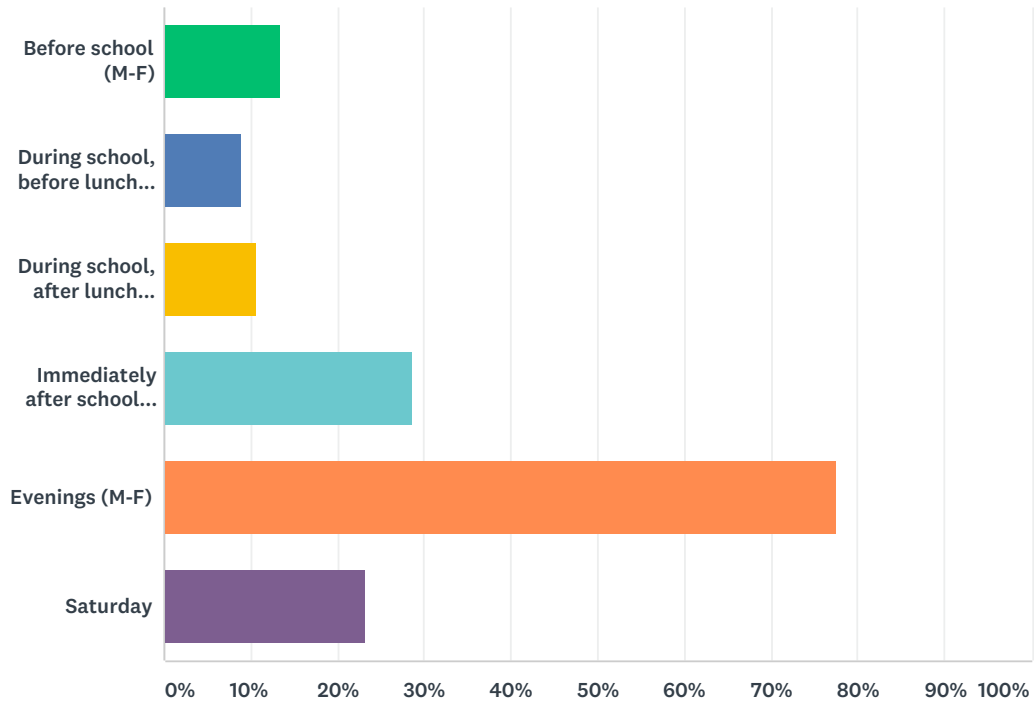
Answered: 110 Skipped: 21



ANSWER CHOICES	RESPONSES	
Never	10.91%	12
Monthly	29.09%	32
Once or twice a year	60.00%	66
TOTAL		110

Q24 When is the best time for you to attend a school event for families?

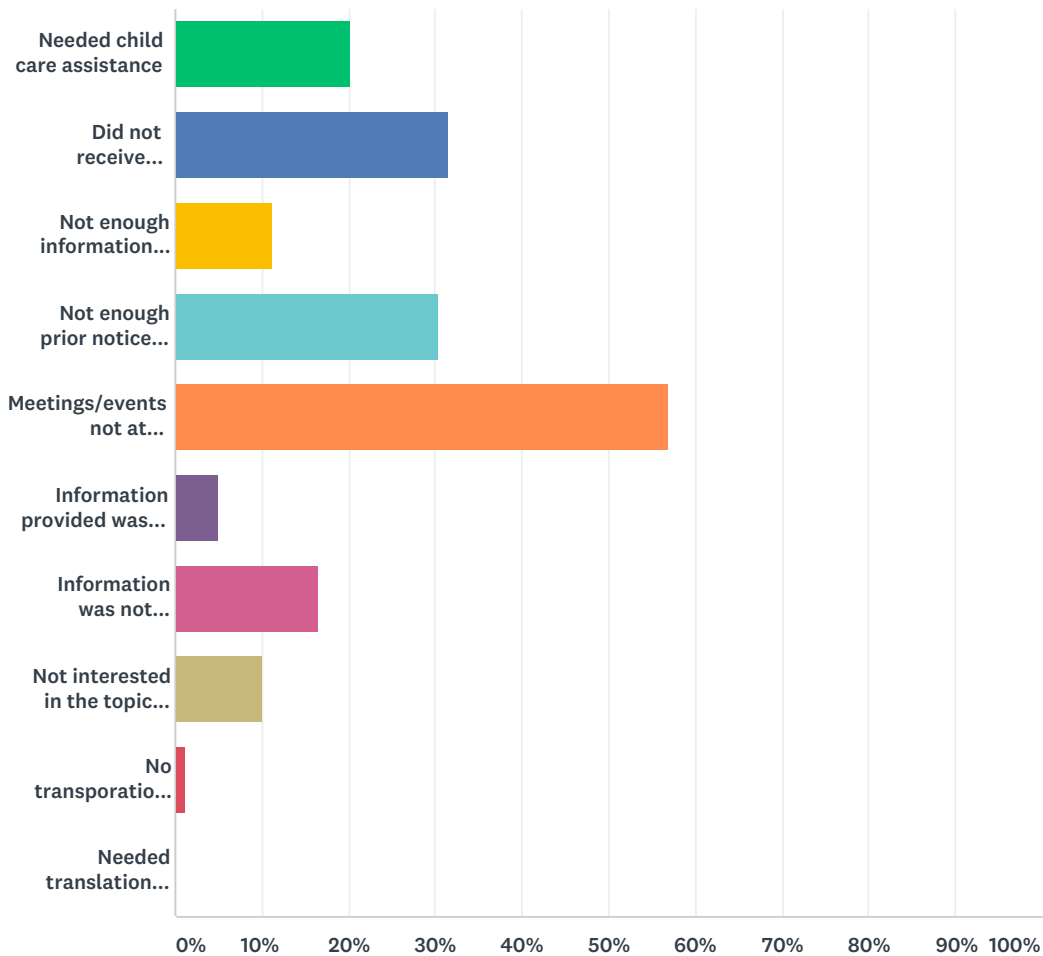
Answered: 112 Skipped: 19



ANSWER CHOICES	RESPONSES	
Before school (M-F)	13.39%	15
During school, before lunch (M-F)	8.93%	10
During school, after lunch (M-F)	10.71%	12
Immediately after school (M-F)	28.57%	32
Evenings (M-F)	77.68%	87
Saturday	23.21%	26
Total Respondents: 112		

Q25 If you were unable to attend informational meetings or academic events, please share why. (check all that apply)

Answered: 79 Skipped: 52

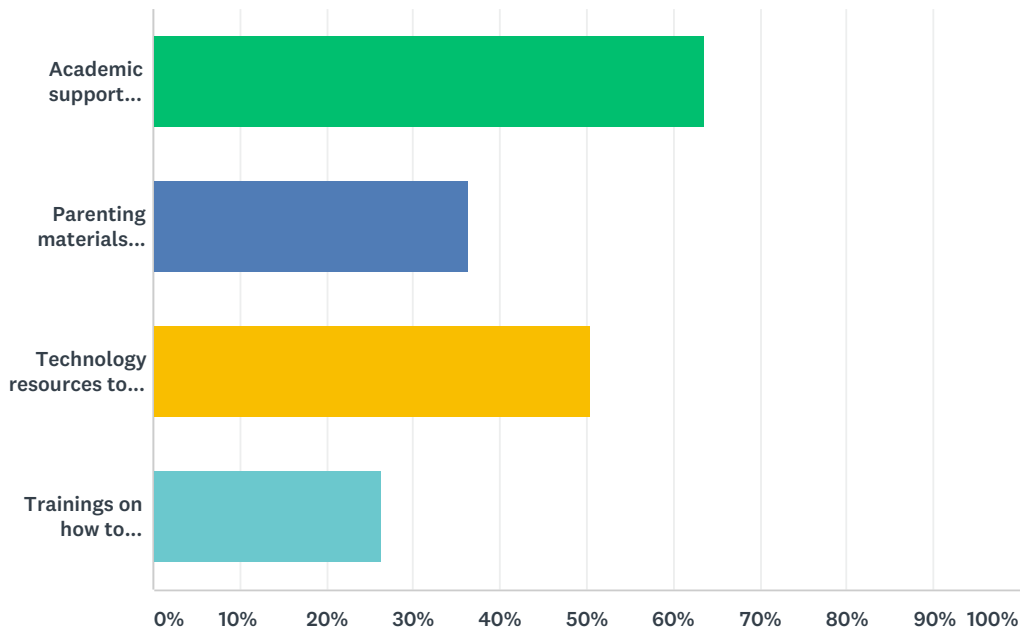


ANSWER CHOICES	RESPONSES	
Needed child care assistance	20.25%	16
Did not receive information about meetings/events	31.65%	25
Not enough information provided	11.39%	9
Not enough prior notice provided	30.38%	24
Meetings/events not at convenient times	56.96%	45
Information provided was difficult to understand	5.06%	4
Information was not relevant to me/my child	16.46%	13
Not interested in the topics presented	10.13%	8
No transportation to get to meetings/events	1.27%	1
Needed translation services	0.00%	0

Total Respondents: 79

Q26 What types of family engagement resources would you use if they were provided at your school?

Answered: 99 Skipped: 32



ANSWER CHOICES	RESPONSES	
Academic support materials for families to use at home	63.64%	63
Parenting materials (articles and books for check out)	36.36%	36
Technology resources to support learning at home	50.51%	50
Trainings on how to participate in school decision-making committees	26.26%	26
Total Respondents: 99		

Q27 What can Brevard Public Schools do to ensure your child is successful in elementary school?

Answered: 46 Skipped: 85

Q28 Please list any possible community organizations and/or businesses that you feel would be ideal school partners:

Answered: 16 Skipped: 115

Q29 What do you feel is working well at your child's school? (This is your chance to brag about your school and share what you like about it!)

Answered: 58 Skipped: 73

Q30 What do you feel is not working, difficult, and/or needs improvement at your child's school? (This is your chance to tell us what you would like to see changed.)

Answered: 52 Skipped: 79