


Q1 What school does your child attend?

Answered: 90 Skipped: 0



Brevard Public Schools Elementary Parent Survey 2018-2019

Croton Elementary									
DeLaura Middle									
Discovery Elementary									
Eau Gallie High									
Edgewood Jr./Sr. High									
Endeavour Elementary									
Eau Gallie High School ...									
Enterprise Elementary									
Fairglen Elementary									
Freedom 7 Elementary									
Gemini Elementary									
Golfview Elementary									
Harbor City Elementary									
Heritage High									
Holland Elementary									
Hoover Middle									
Imperial Estates...									
Indialantic Elementary									
Jackson Middle									
Jefferson Middle									

Brevard Public Schools Elementary Parent Survey 2018-2019

Johnson Middle

Jupiter
Elementary

Kennedy Middle

Lockmar
Elementary

Longleaf
Elementary

Madison Middle

Manatee
Elementary

McAuliffe
Elementary

McNair Magnet
Middle

Meadowlane
Intermediate...

Meadowlane
Primary...

Merritt Island
High School ...

Melbourne High

Merritt Island
High

MILA Elementary

Mims Elementary

Pathways at
Gardendale...

Oak Park
Elementary

Ocean Breeze
Elementary

Palm Bay
Elementary

Palm Bay High
School VPK...

Brevard Public Schools Elementary Parent Survey 2018-2019

Palm Bay Magnet High										
Pinewood Elementary										
Port Malabar Elementary										
Quest Elementary...										
Riviera Elementary										
Rockledge High										
Roosevelt Elementary										
Sabal Elementary										
Satellite High School VPK...										
Satellite High										
Saturn Elementary										
Sea Park Elementary										
Sherwood Elementary										
Pathways at Pine Grove...										
South Area Head Start										
South Lake Elementary										
Southwest Middle										
Space Coast Jr./Sr. High										
Stevenson Elementary										
Stone Middle										
Sunrise Elementary										

Brevard Public Schools Elementary Parent Survey 2018-2019



ANSWER CHOICES	RESPONSES	
Columbia Elementary	100.00%	90
Riverview School	0.00%	0
Allen, Roy Elementary	0.00%	0
Andersen Elementary	0.00%	0
Apollo Elementary	0.00%	0
Astronaut High	0.00%	0
Atlantis Elementary	0.00%	0
Audubon Elementary	0.00%	0
Bayside High	0.00%	0
Brevard Virtual Instruction Program (BVIP)	0.00%	0
Cambridge Elementary Magnet	0.00%	0

Brevard Public Schools Elementary Parent Survey 2018-2019

Cape View Elementary	0.00%	0
Carroll, Lewis Elementary	0.00%	0
Central Middle	0.00%	0
Challenger 7 Elementary	0.00%	0
Cocoa Beach Jr./Sr. High	0.00%	0
Cocoa High	0.00%	0
Coquina Elementary	0.00%	0
Dr W. J. Creel Elementary	0.00%	0
Croton Elementary	0.00%	0
DeLaura Middle	0.00%	0
Discovery Elementary	0.00%	0
Eau Gallie High	0.00%	0
Edgewood Jr./Sr. High	0.00%	0
Endeavour Elementary	0.00%	0
Eau Gallie High School VPK program	0.00%	0
Enterprise Elementary	0.00%	0
Fairglen Elementary	0.00%	0
Freedom 7 Elementary	0.00%	0
Gemini Elementary	0.00%	0
Golfview Elementary	0.00%	0
Harbor City Elementary	0.00%	0
Heritage High	0.00%	0
Holland Elementary	0.00%	0
Hoover Middle	0.00%	0
Imperial Estates Elementary	0.00%	0
Indialantic Elementary	0.00%	0
Jackson Middle	0.00%	0
Jefferson Middle	0.00%	0
Johnson Middle	0.00%	0
Jupiter Elementary	0.00%	0
Kennedy Middle	0.00%	0
Lockmar Elementary	0.00%	0
Longleaf Elementary	0.00%	0
Madison Middle	0.00%	0
Manatee Elementary	0.00%	0

Brevard Public Schools Elementary Parent Survey 2018-2019

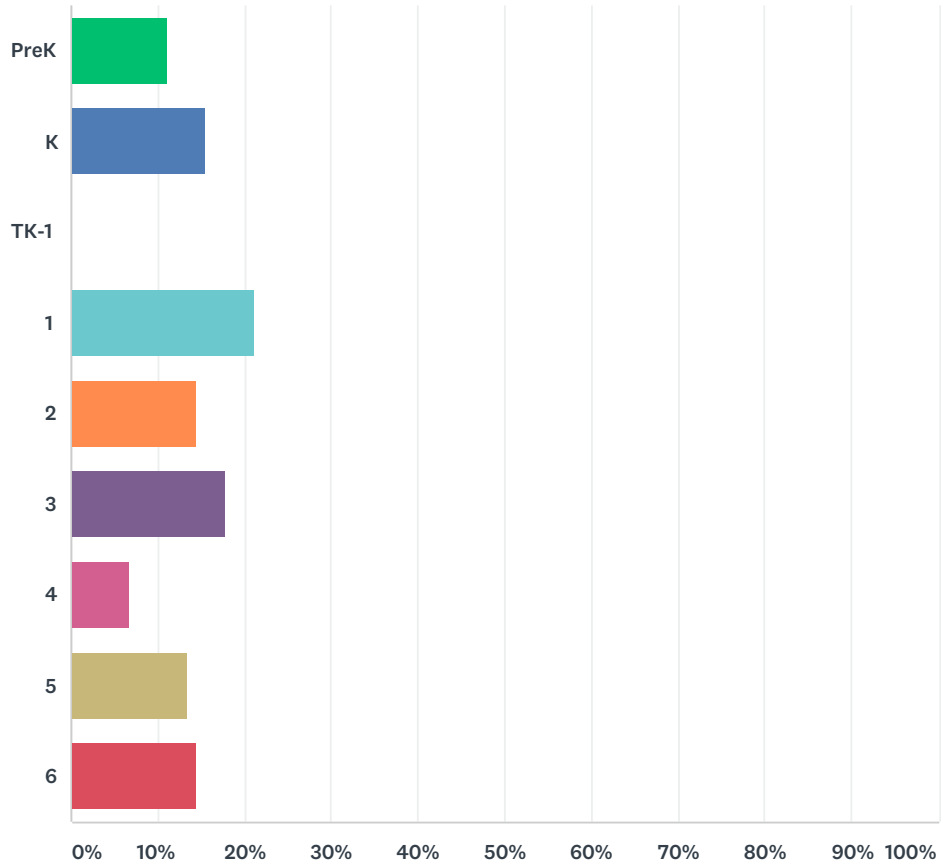
McAuliffe Elementary	0.00%	0
McNair Magnet Middle	0.00%	0
Meadowlane Intermediate Elementary	0.00%	0
Meadowlane Primary Elementary	0.00%	0
Merritt Island High School VPK program	0.00%	0
Melbourne High	0.00%	0
Merritt Island High	0.00%	0
MILA Elementary	0.00%	0
Mims Elementary	0.00%	0
Pathways at Gardendale (North/Central Area Alternative Center)	0.00%	0
Oak Park Elementary	0.00%	0
Ocean Breeze Elementary	0.00%	0
Palm Bay Elementary	0.00%	0
Palm Bay High School VPK program	0.00%	0
Palm Bay Magnet High	0.00%	0
Pinewood Elementary	0.00%	0
Port Malabar Elementary	0.00%	0
Quest Elementary School	0.00%	0
Riviera Elementary	0.00%	0
Rockledge High	0.00%	0
Roosevelt Elementary	0.00%	0
Sabal Elementary	0.00%	0
Satellite High School VPK program	0.00%	0
Satellite High	0.00%	0
Saturn Elementary	0.00%	0
Sea Park Elementary	0.00%	0
Sherwood Elementary	0.00%	0
Pathways at Pine Grove (South Area Alternative Center)	0.00%	0
South Area Head Start	0.00%	0
South Lake Elementary	0.00%	0
Southwest Middle	0.00%	0
Space Coast Jr./Sr. High	0.00%	0
Stevenson Elementary	0.00%	0
Stone Middle	0.00%	0
Sunrise Elementary	0.00%	0

Brevard Public Schools Elementary Parent Survey 2018-2019

Suntree Elementary	0.00%	0
Surfside Elementary	0.00%	0
Titusville High	0.00%	0
Tropical Elementary	0.00%	0
Turner Elementary	0.00%	0
University Park Elementary	0.00%	0
Viera High School VPK program	0.00%	0
Viera High	0.00%	0
West Melbourne Elementary School for Science	0.00%	0
West Shore Jr./Sr. High	0.00%	0
Westside Elementary	0.00%	0
Williams Elementary	0.00%	0
TOTAL		90

Q2 What is your child's current grade level?

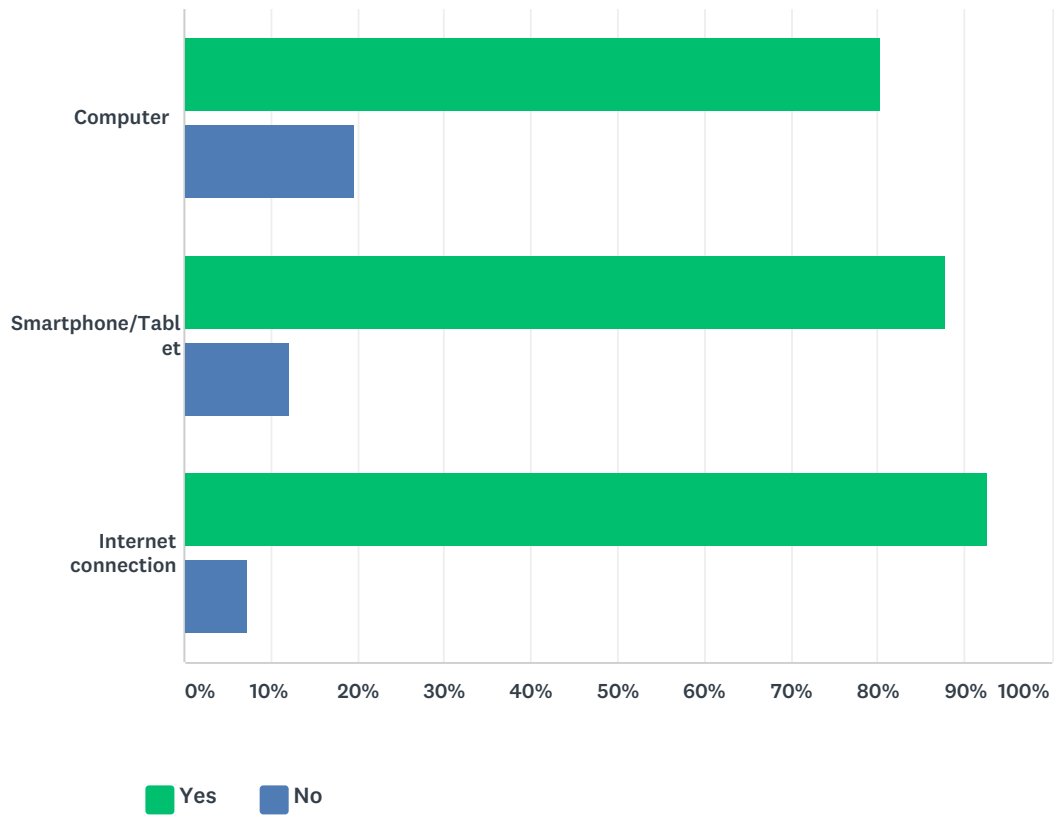
Answered: 90 Skipped: 0



ANSWER CHOICES	RESPONSES	
PreK	11.11%	10
K	15.56%	14
TK-1	0.00%	0
1	21.11%	19
2	14.44%	13
3	17.78%	16
4	6.67%	6
5	13.33%	12
6	14.44%	13
Total Respondents: 90		

Q3 Does your child have access to a computer and internet connection outside of school?

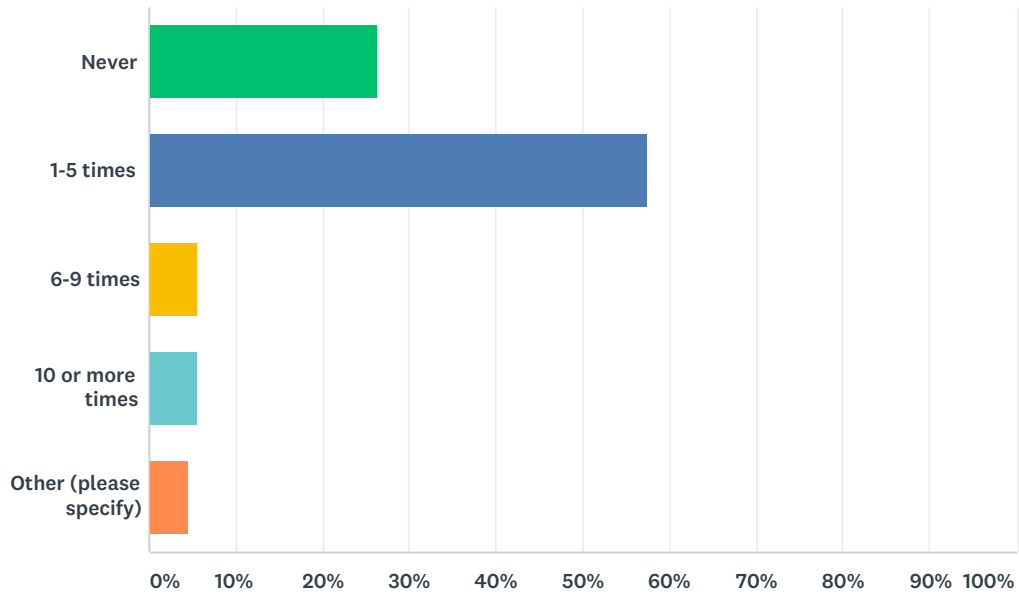
Answered: 87 Skipped: 3



	YES	NO	TOTAL
Computer	80.23% 69	19.77% 17	86
Smartphone/Tablet	87.95% 73	12.05% 10	83
Internet connection	92.68% 76	7.32% 6	82

Q4 How many times per month do you access the school website?

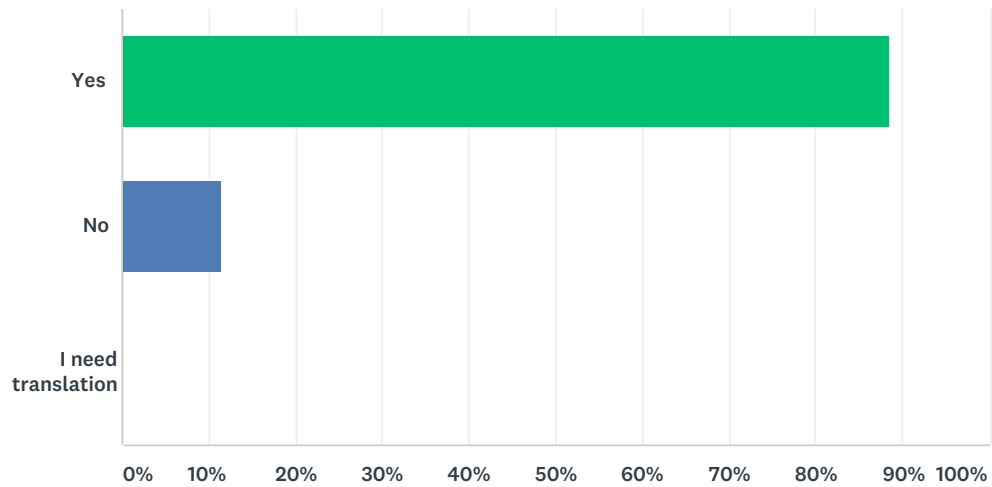
Answered: 87 Skipped: 3



ANSWER CHOICES	RESPONSES	
Never	26.44%	23
1-5 times	57.47%	50
6-9 times	5.75%	5
10 or more times	5.75%	5
Other (please specify)	4.60%	4
TOTAL		87

Q5 Does your child's school keep you informed about information and events in a format that is easy to understand?

Answered: 87 Skipped: 3

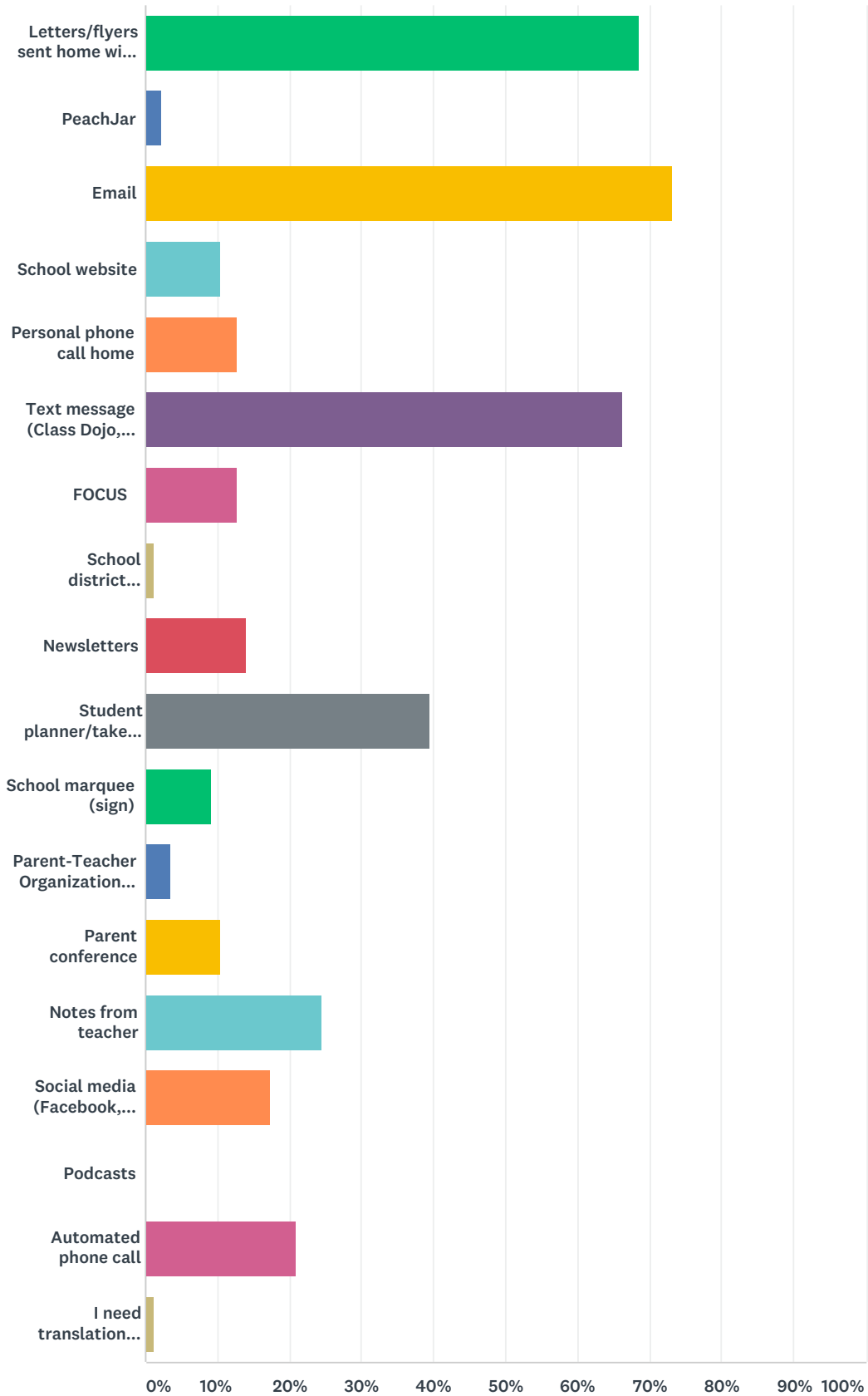


ANSWER CHOICES	RESPONSES	
Yes	88.51%	77
No	11.49%	10
I need translation	0.00%	0
TOTAL		87

Q6 How would you prefer to receive information about events and/or your child's progress from the school? (check all that apply)

Answered: 86 Skipped: 4

Brevard Public Schools Elementary Parent Survey 2018-2019



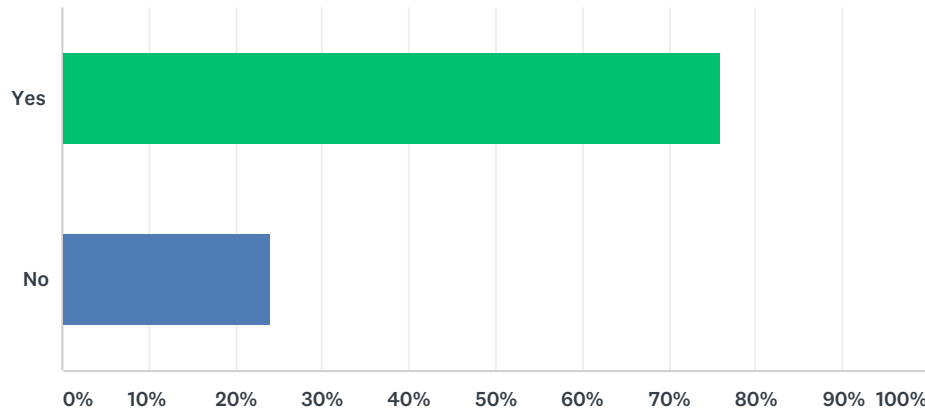
ANSWER CHOICES	RESPONSES	
Letters/flyers sent home with students	68.60%	59

Brevard Public Schools Elementary Parent Survey 2018-2019

PeachJar	2.33%	2
Email	73.26%	63
School website	10.47%	9
Personal phone call home	12.79%	11
Text message (Class Dojo, Remind)	66.28%	57
FOCUS	12.79%	11
School district website	1.16%	1
Newsletters	13.95%	12
Student planner/take-home folder	39.53%	34
School marquee (sign)	9.30%	8
Parent-Teacher Organization (PTO/PTA)	3.49%	3
Parent conference	10.47%	9
Notes from teacher	24.42%	21
Social media (Facebook, Twitter)	17.44%	15
Podcasts	0.00%	0
Automated phone call	20.93%	18
I need translation assistance	1.16%	1
Total Respondents: 86		

Q7 Do you feel welcome at your child's school?

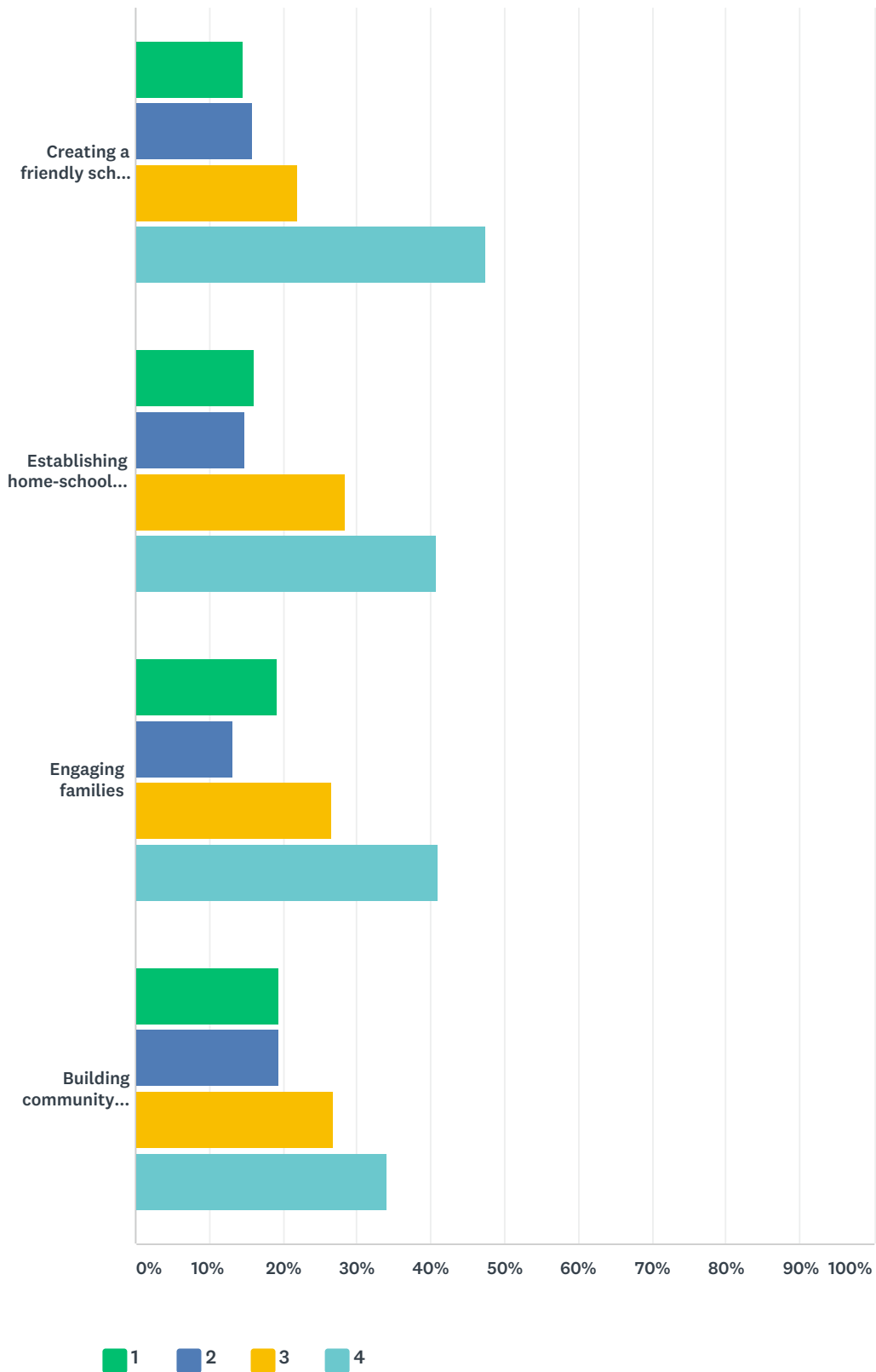
Answered: 79 Skipped: 11



ANSWER CHOICES	RESPONSES	
Yes	75.95%	60
No	24.05%	19
TOTAL		79

Q8 Please rank the following from 1 (not well) through 4 (extremely well) according to how well your child's school supports each area:

Answered: 83 Skipped: 7

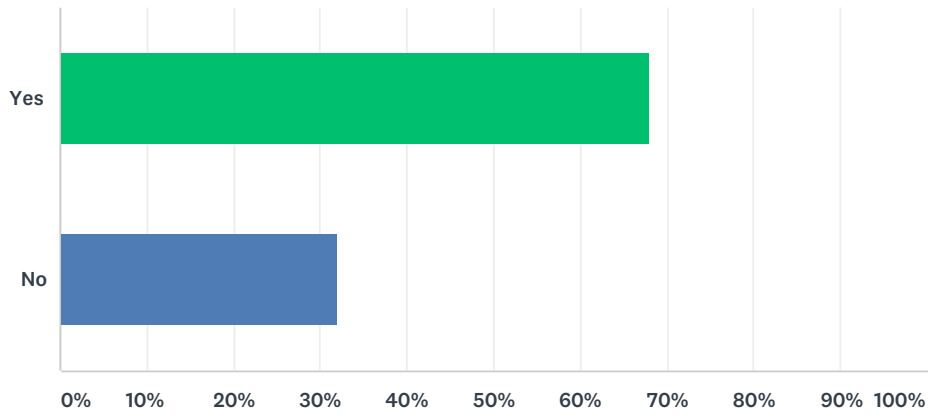


Brevard Public Schools Elementary Parent Survey 2018-2019

	1	2	3	4	TOTAL	WEIGHTED AVERAGE
Creating a friendly school climate	14.63% 12	15.85% 13	21.95% 18	47.56% 39	82	3.02
Establishing home-school communications	16.05% 13	14.81% 12	28.40% 23	40.74% 33	81	2.94
Engaging families	19.28% 16	13.25% 11	26.51% 22	40.96% 34	83	2.89
Building community partnerships	19.51% 16	19.51% 16	26.83% 22	34.15% 28	82	2.76

Q9 Have you been given opportunities to provide input and feedback into school decisions (school improvement, Title I services, event planning, discipline)?

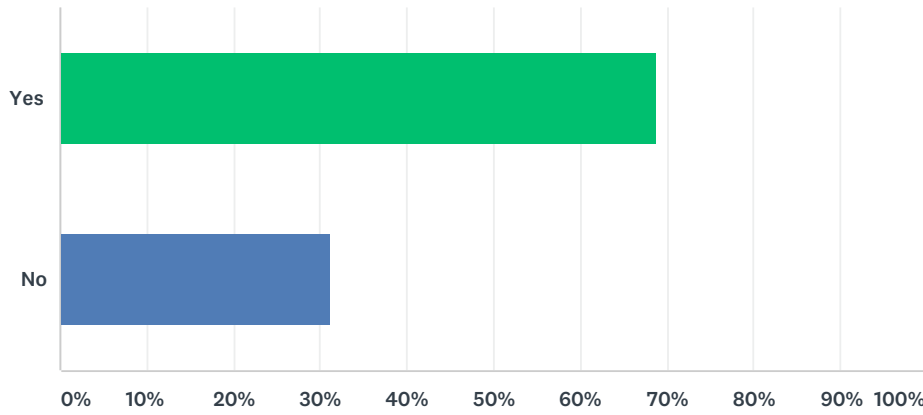
Answered: 81 Skipped: 9



ANSWER CHOICES	RESPONSES	
Yes	67.90%	55
No	32.10%	26
TOTAL		81

Q10 Do you feel your child's school values input from families?

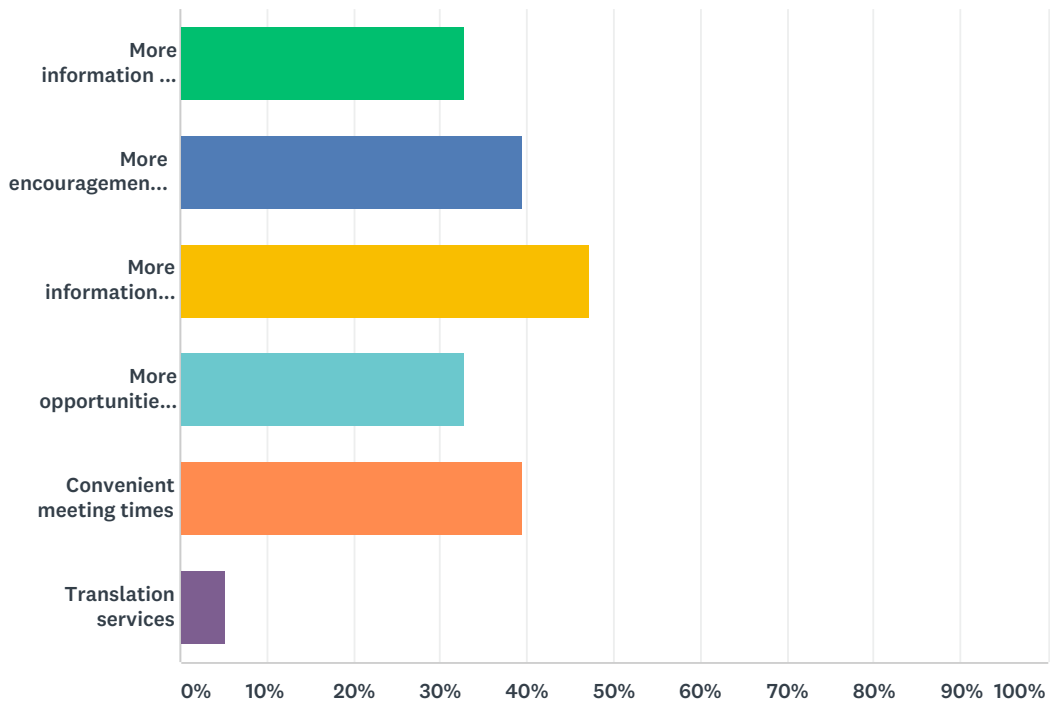
Answered: 80 Skipped: 10



ANSWER CHOICES	RESPONSES	
Yes	68.75%	55
No	31.25%	25
TOTAL		80

Q11 How could your school assist you in playing a more active role in school decision-making?

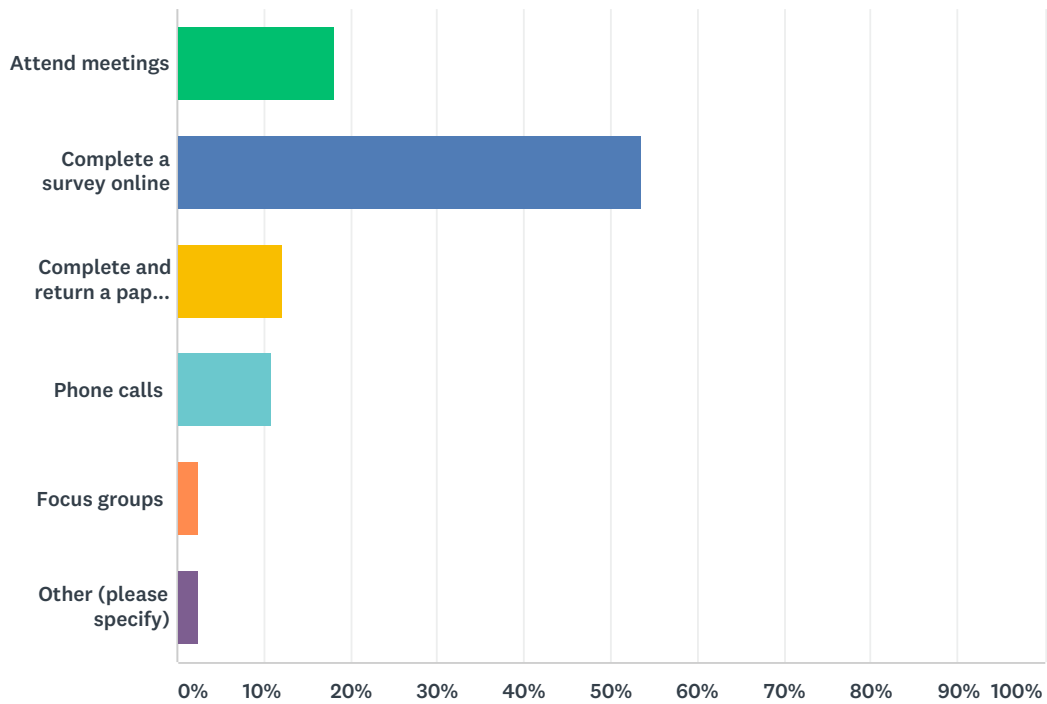
Answered: 76 Skipped: 14



ANSWER CHOICES	RESPONSES	
More information on how to become engaged	32.89%	25
More encouragement from the school to become engaged	39.47%	30
More information about school issues to be addressed	47.37%	36
More opportunities to share my opinion about school issues	32.89%	25
Convenient meeting times	39.47%	30
Translation services	5.26%	4
Total Respondents: 76		

Q12 What is the best way for you to provide input regarding your child's school?

Answered: 82 Skipped: 8



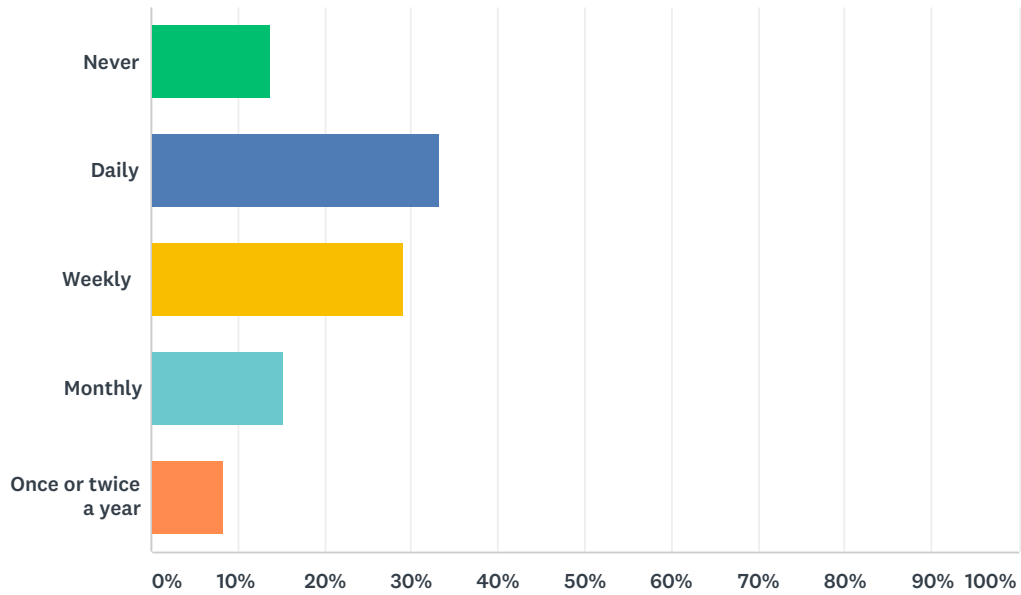
ANSWER CHOICES	RESPONSES	
Attend meetings	18.29%	15
Complete a survey online	53.66%	44
Complete and return a paper survey	12.20%	10
Phone calls	10.98%	9
Focus groups	2.44%	2
Other (please specify)	2.44%	2
TOTAL		82

Q13 In what ways can family engagement be strengthened at your child's school?

Answered: 25 Skipped: 65

Q14 How often do you communicate with your child's teachers?

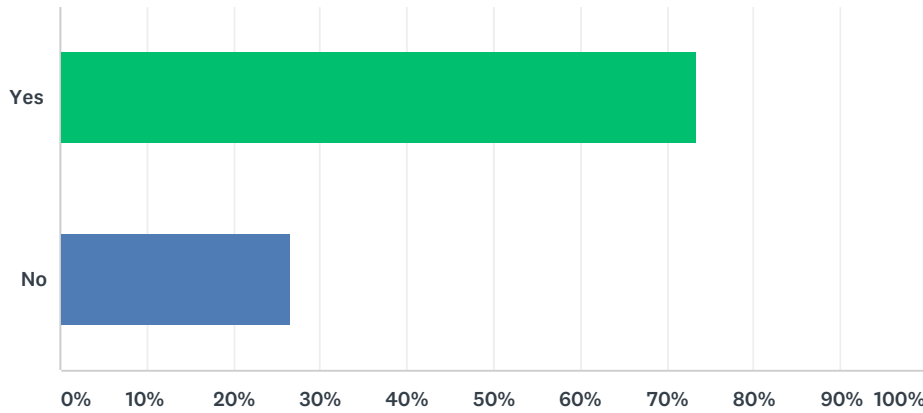
Answered: 72 Skipped: 18



ANSWER CHOICES	RESPONSES	
Never	13.89%	10
Daily	33.33%	24
Weekly	29.17%	21
Monthly	15.28%	11
Once or twice a year	8.33%	6
TOTAL		72

Q15 Are you aware of what your child is expected to master in all subject areas?

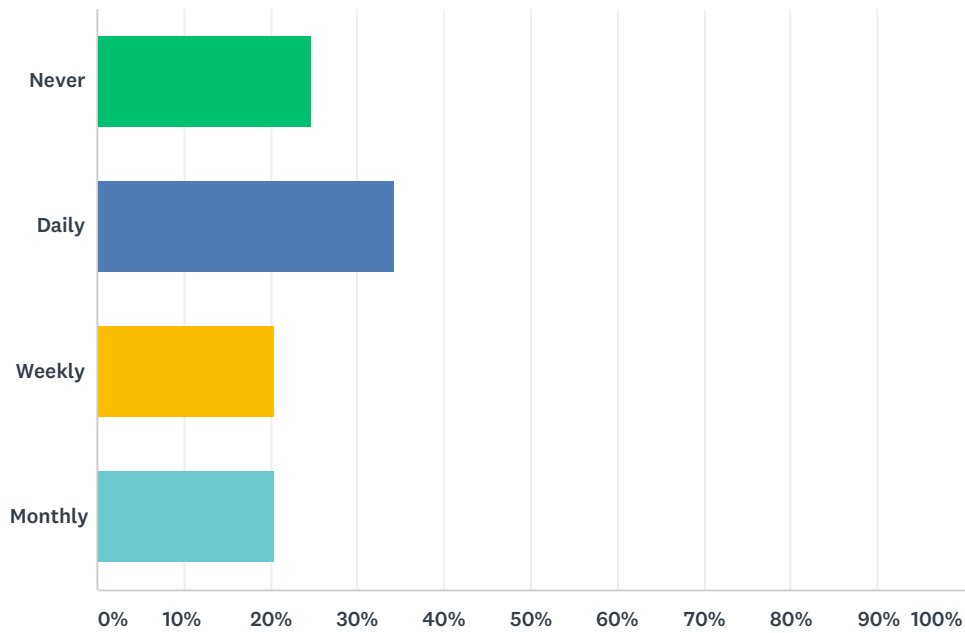
Answered: 79 Skipped: 11



ANSWER CHOICES	RESPONSES	
Yes	73.42%	58
No	26.58%	21
TOTAL		79

Q16 How often does your child's teacher communicate with you about your child's progress?

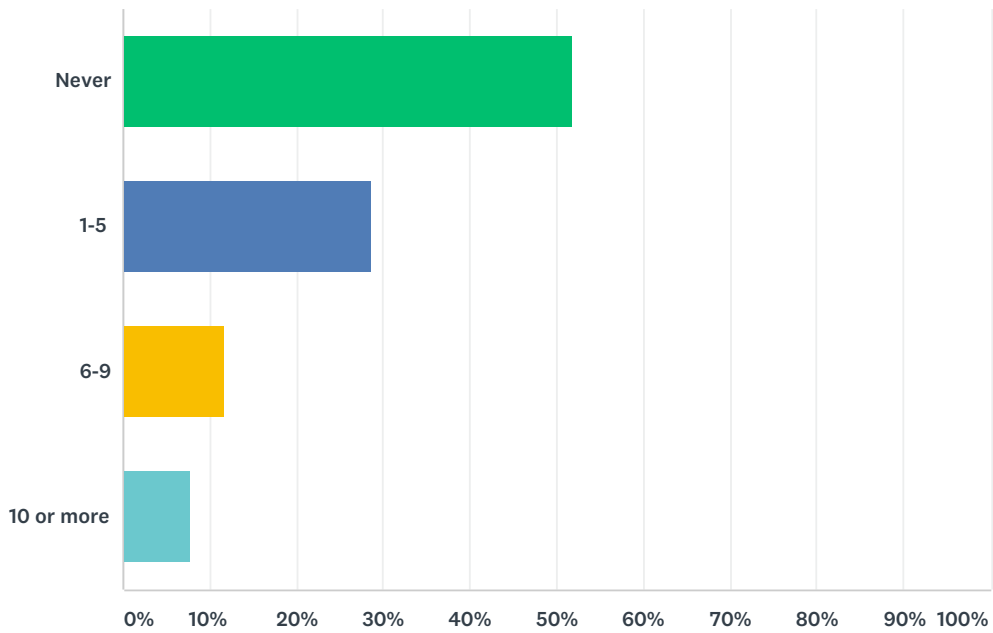
Answered: 73 Skipped: 17



ANSWER CHOICES	RESPONSES	
Never	24.66%	18
Daily	34.25%	25
Weekly	20.55%	15
Monthly	20.55%	15
TOTAL		73

Q17 How many times per month do you access your child's grades through FOCUS?

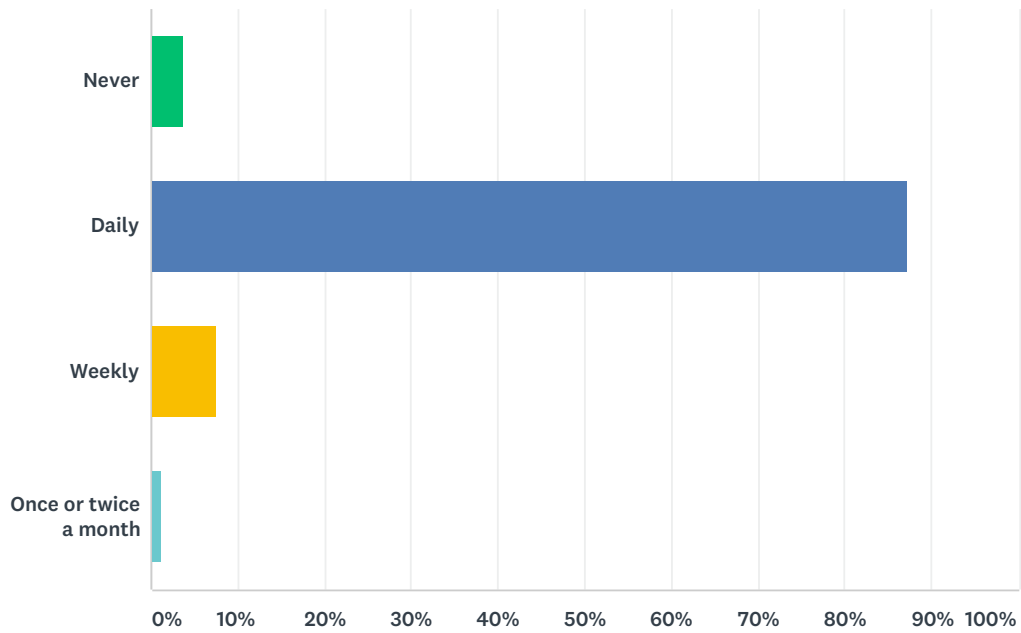
Answered: 77 Skipped: 13



ANSWER CHOICES	RESPONSES	
Never	51.95%	40
1-5	28.57%	22
6-9	11.69%	9
10 or more	7.79%	6
TOTAL		77

Q18 How often do you have conversations with your child about what he or she is learning in school?

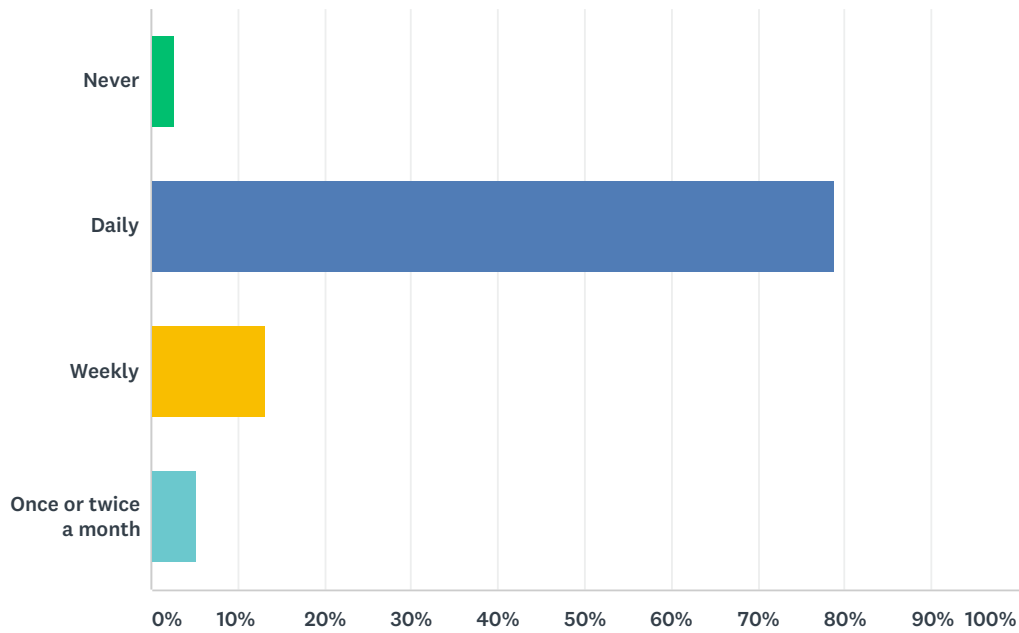
Answered: 79 Skipped: 11



ANSWER CHOICES	RESPONSES	
Never	3.80%	3
Daily	87.34%	69
Weekly	7.59%	6
Once or twice a month	1.27%	1
TOTAL		79

Q19 How often do you work with your child on homework or class assignments?

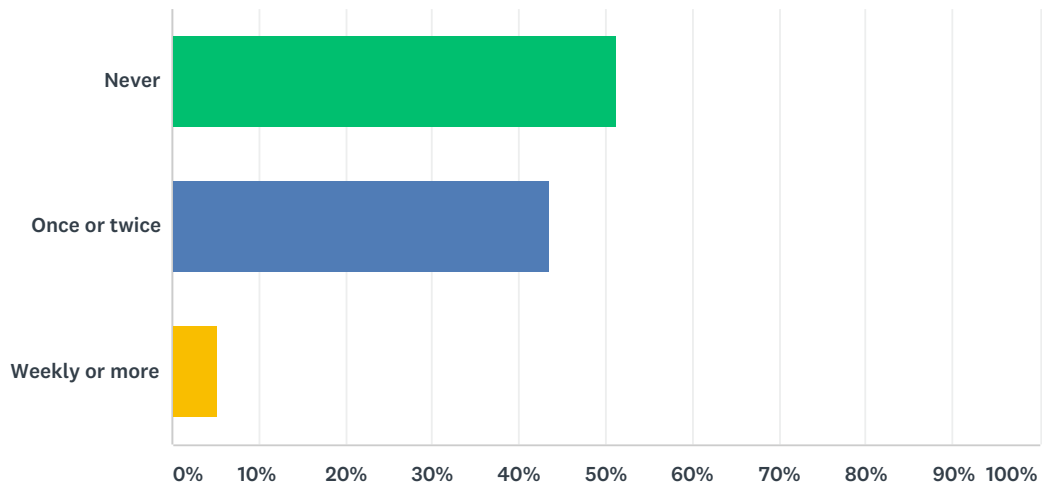
Answered: 76 Skipped: 14



ANSWER CHOICES	RESPONSES	
Never	2.63%	2
Daily	78.95%	60
Weekly	13.16%	10
Once or twice a month	5.26%	4
TOTAL		76

Q20 In the past year, how often have you participated in classroom activities during the school day?

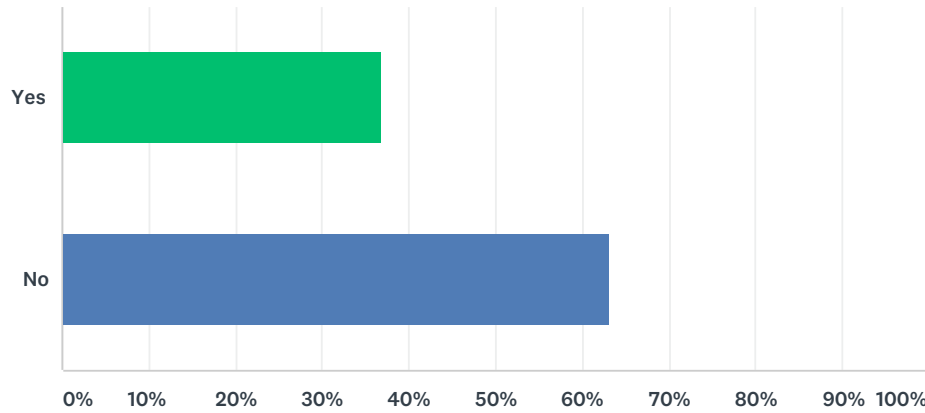
Answered: 76 Skipped: 14



ANSWER CHOICES	RESPONSES	
Never	51.32%	39
Once or twice	43.42%	33
Weekly or more	5.26%	4
TOTAL		76

Q21 Is the cost of fingerprinting a barrier to volunteering at your child's school?

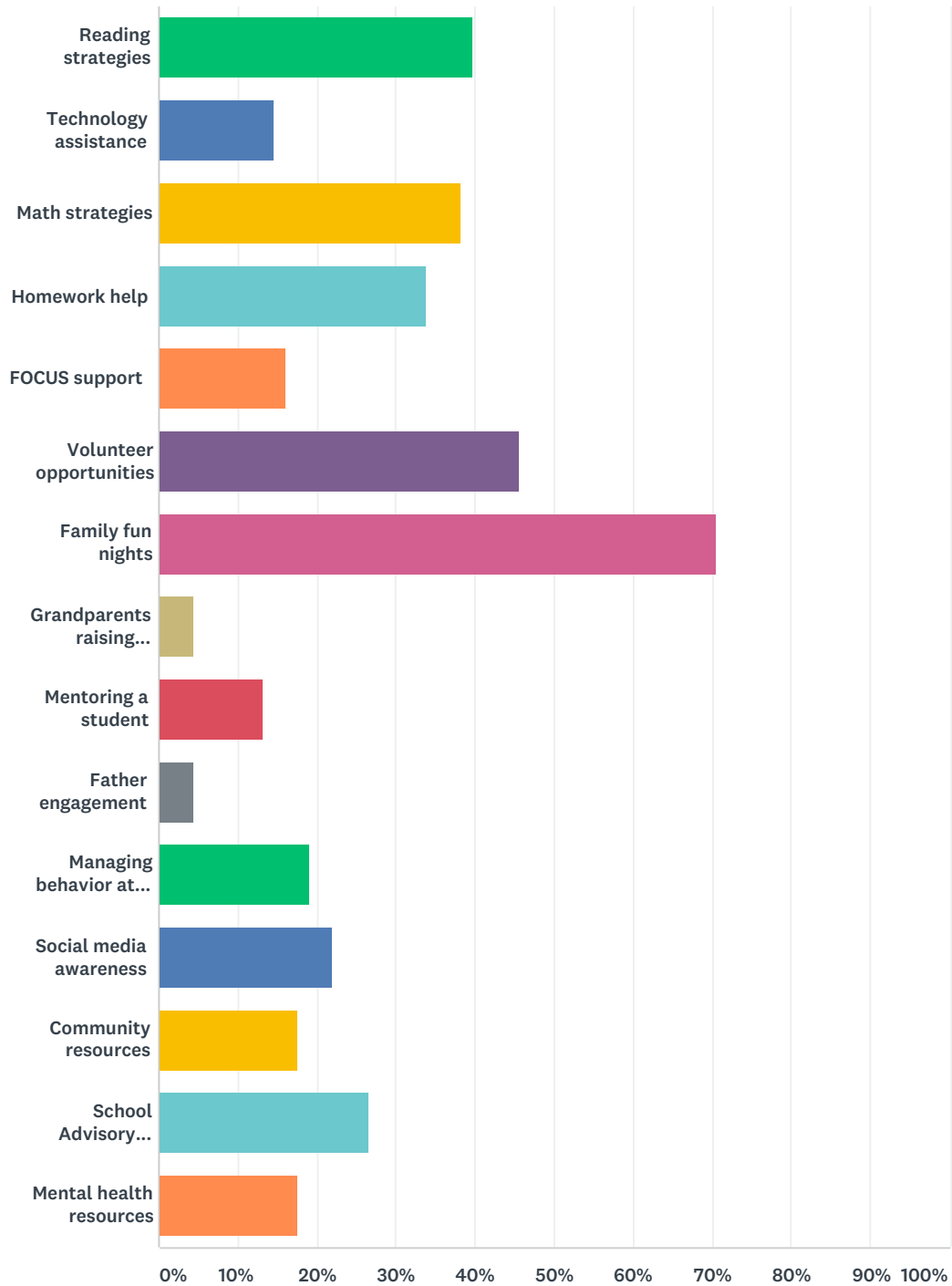
Answered: 76 Skipped: 14



ANSWER CHOICES	RESPONSES	
Yes	36.84%	28
No	63.16%	48
TOTAL		76

Q22 Which of the following informational meetings and activities would you participate in or attend?

Answered: 68 Skipped: 22



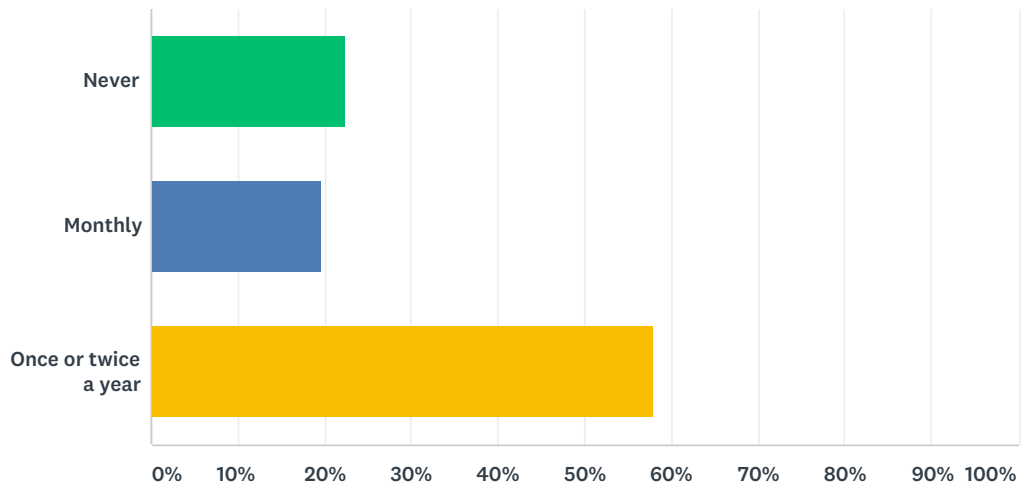
ANSWER CHOICES	RESPONSES	
Reading strategies	39.71%	27
Technology assistance	14.71%	10

Brevard Public Schools Elementary Parent Survey 2018-2019

Math strategies	38.24%	26
Homework help	33.82%	23
FOCUS support	16.18%	11
Volunteer opportunities	45.59%	31
Family fun nights	70.59%	48
Grandparents raising grandchildren	4.41%	3
Mentoring a student	13.24%	9
Father engagement	4.41%	3
Managing behavior at home	19.12%	13
Social media awareness	22.06%	15
Community resources	17.65%	12
School Advisory Council (SAC) or Parent-Teacher Organization (PTO/PTA)	26.47%	18
Mental health resources	17.65%	12
Total Respondents: 68		

Q23 In the past year, how often did you attend a parent meeting or event at your child's school that supported your child's academic success?

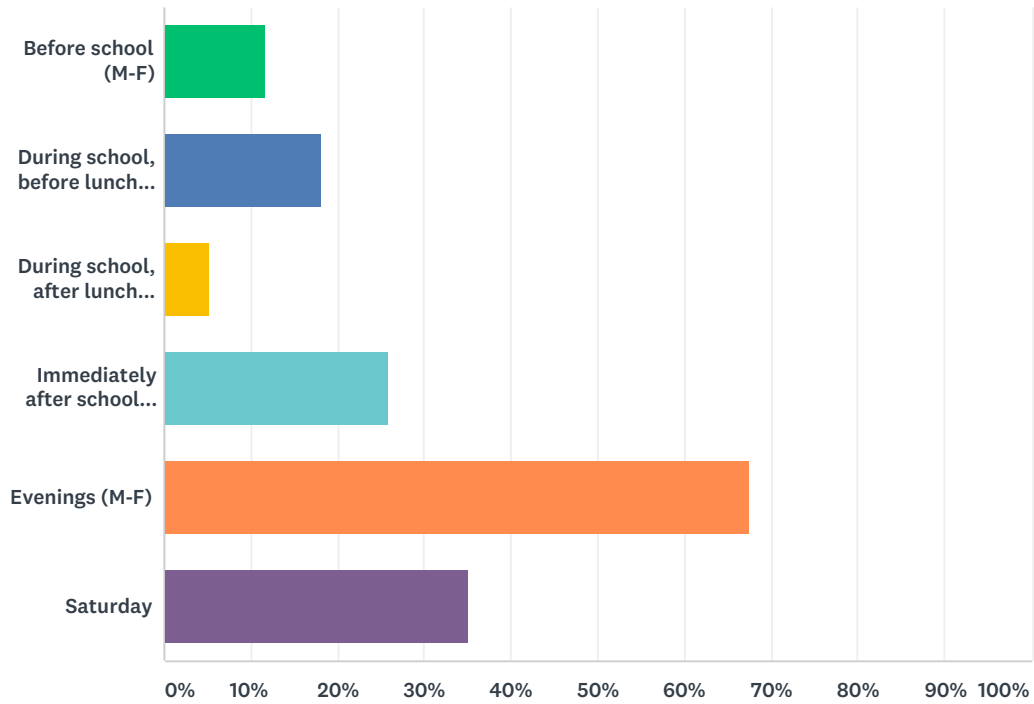
Answered: 76 Skipped: 14



ANSWER CHOICES	RESPONSES	
Never	22.37%	17
Monthly	19.74%	15
Once or twice a year	57.89%	44
TOTAL		76

Q24 When is the best time for you to attend a school event for families?

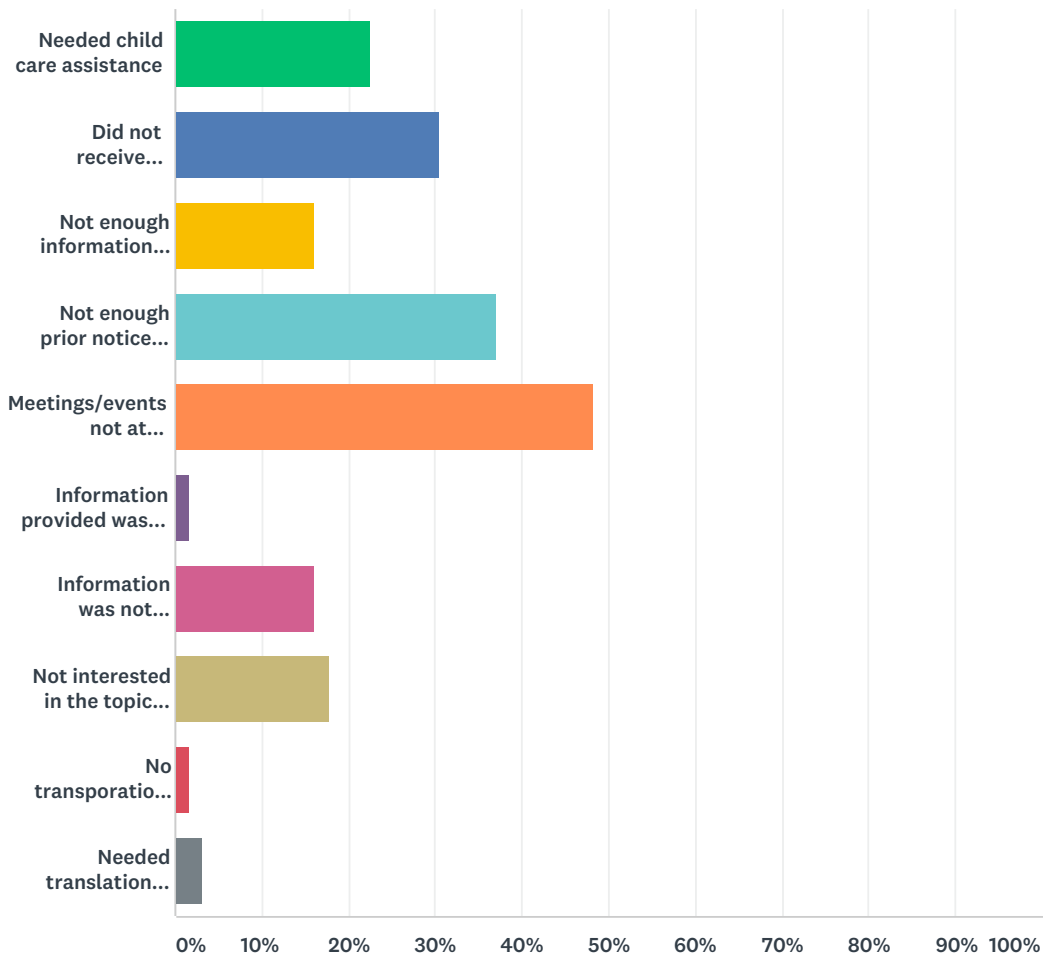
Answered: 77 Skipped: 13



ANSWER CHOICES	RESPONSES	
Before school (M-F)	11.69%	9
During school, before lunch (M-F)	18.18%	14
During school, after lunch (M-F)	5.19%	4
Immediately after school (M-F)	25.97%	20
Evenings (M-F)	67.53%	52
Saturday	35.06%	27
Total Respondents: 77		

Q25 If you were unable to attend informational meetings or academic events, please share why. (check all that apply)

Answered: 62 Skipped: 28

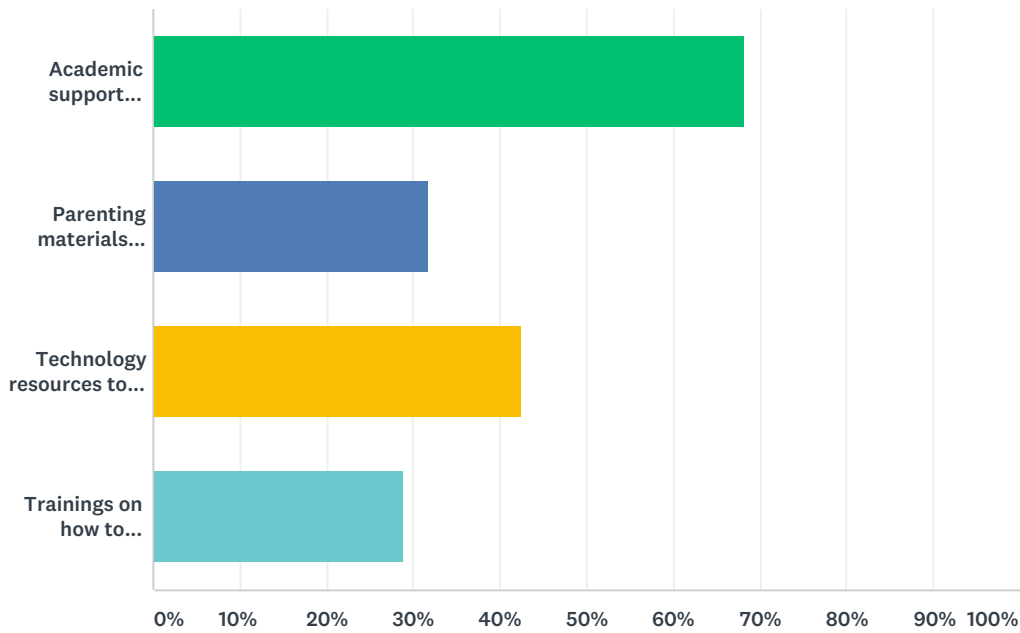


ANSWER CHOICES	RESPONSES	
Needed child care assistance	22.58%	14
Did not receive information about meetings/events	30.65%	19
Not enough information provided	16.13%	10
Not enough prior notice provided	37.10%	23
Meetings/events not at convenient times	48.39%	30
Information provided was difficult to understand	1.61%	1
Information was not relevant to me/my child	16.13%	10
Not interested in the topics presented	17.74%	11
No transportation to get to meetings/events	1.61%	1
Needed translation services	3.23%	2

Total Respondents: 62

Q26 What types of family engagement resources would you use if they were provided at your school?

Answered: 66 Skipped: 24



ANSWER CHOICES	RESPONSES	
Academic support materials for families to use at home	68.18%	45
Parenting materials (articles and books for check out)	31.82%	21
Technology resources to support learning at home	42.42%	28
Trainings on how to participate in school decision-making committees	28.79%	19
Total Respondents: 66		

Q27 What can Brevard Public Schools do to ensure your child is successful in elementary school?

Answered: 32 Skipped: 58

Q28 Please list any possible community organizations and/or businesses that you feel would be ideal school partners:

Answered: 7 Skipped: 83

Q29 What do you feel is working well at your child's school? (This is your chance to brag about your school and share what you like about it!)

Answered: 29 Skipped: 61

Q30 What do you feel is not working, difficult, and/or needs improvement at your child's school? (This is your chance to tell us what you would like to see changed.)

Answered: 30 Skipped: 60