


Q1 What school does your child attend?

Answered: 57 Skipped: 0



Brevard Public Schools Elementary Parent Survey 2018-2019

Croton Elementary									
DeLaura Middle									
Discovery Elementary									
Eau Gallie High									
Edgewood Jr./Sr. High									
Endeavour Elementary									
Eau Gallie High School ...									
Enterprise Elementary									
Fairglen Elementary									
Freedom 7 Elementary									
Gemini Elementary									
Golfview Elementary									
Harbor City Elementary									
Heritage High									
Holland Elementary									
Hoover Middle									
Imperial Estates...									
Indialantic Elementary									
Jackson Middle									
Jefferson Middle									

Brevard Public Schools Elementary Parent Survey 2018-2019

Johnson Middle

Jupiter
Elementary

Kennedy Middle

Lockmar
Elementary

Longleaf
Elementary

Madison Middle

Manatee
Elementary

McAuliffe
Elementary

McNair Magnet
Middle

Meadowlane
Intermediate...

Meadowlane
Primary...

Merritt Island
High School ...

Melbourne High

Merritt Island
High

MILA Elementary

Mims Elementary

Pathways at
Gardendale...

Oak Park
Elementary

Ocean Breeze
Elementary

Palm Bay
Elementary

Palm Bay High
School VPK...

Brevard Public Schools Elementary Parent Survey 2018-2019

Palm Bay Magnet High								
Pinewood Elementary								
Port Malabar Elementary								
Quest Elementary...								
Riviera Elementary								
Rockledge High								
Roosevelt Elementary								
Sabal Elementary								
Satellite High School VPK...								
Satellite High								
Saturn Elementary								
Sea Park Elementary								
Sherwood Elementary								
Pathways at Pine Grove...								
South Area Head Start								
South Lake Elementary								
Southwest Middle								
Space Coast Jr./Sr. High								
Stevenson Elementary								
Stone Middle								
Sunrise Elementary								

Brevard Public Schools Elementary Parent Survey 2018-2019



ANSWER CHOICES	RESPONSES	
Coquina Elementary	100.00%	57
Riverview School	0.00%	0
Allen, Roy Elementary	0.00%	0
Andersen Elementary	0.00%	0
Apollo Elementary	0.00%	0
Astronaut High	0.00%	0
Atlantis Elementary	0.00%	0
Audubon Elementary	0.00%	0
Bayside High	0.00%	0
Brevard Virtual Instruction Program (BVIP)	0.00%	0
Cambridge Elementary Magnet	0.00%	0

Brevard Public Schools Elementary Parent Survey 2018-2019

Cape View Elementary	0.00%	0
Carroll, Lewis Elementary	0.00%	0
Central Middle	0.00%	0
Challenger 7 Elementary	0.00%	0
Cocoa Beach Jr./Sr. High	0.00%	0
Cocoa High	0.00%	0
Columbia Elementary	0.00%	0
Dr W. J. Creel Elementary	0.00%	0
Croton Elementary	0.00%	0
DeLaura Middle	0.00%	0
Discovery Elementary	0.00%	0
Eau Gallie High	0.00%	0
Edgewood Jr./Sr. High	0.00%	0
Endeavour Elementary	0.00%	0
Eau Gallie High School VPK program	0.00%	0
Enterprise Elementary	0.00%	0
Fairglen Elementary	0.00%	0
Freedom 7 Elementary	0.00%	0
Gemini Elementary	0.00%	0
Golfview Elementary	0.00%	0
Harbor City Elementary	0.00%	0
Heritage High	0.00%	0
Holland Elementary	0.00%	0
Hoover Middle	0.00%	0
Imperial Estates Elementary	0.00%	0
Indialantic Elementary	0.00%	0
Jackson Middle	0.00%	0
Jefferson Middle	0.00%	0
Johnson Middle	0.00%	0
Jupiter Elementary	0.00%	0
Kennedy Middle	0.00%	0
Lockmar Elementary	0.00%	0
Longleaf Elementary	0.00%	0
Madison Middle	0.00%	0
Manatee Elementary	0.00%	0

Brevard Public Schools Elementary Parent Survey 2018-2019

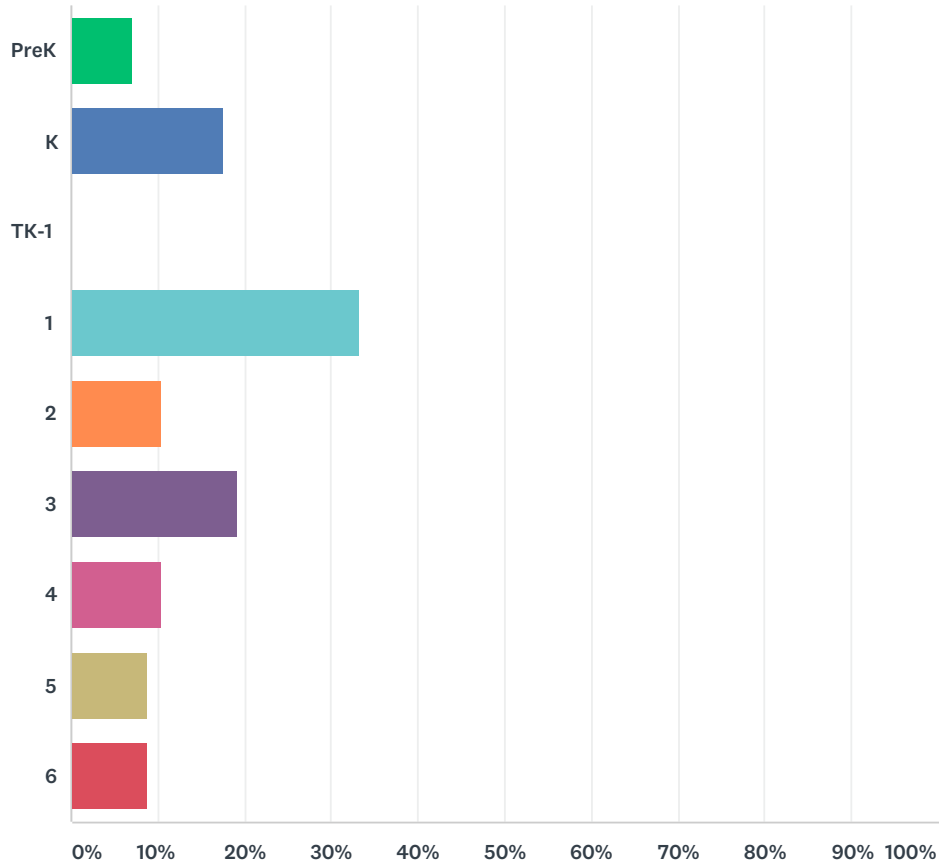
McAuliffe Elementary	0.00%	0
McNair Magnet Middle	0.00%	0
Meadowlane Intermediate Elementary	0.00%	0
Meadowlane Primary Elementary	0.00%	0
Merritt Island High School VPK program	0.00%	0
Melbourne High	0.00%	0
Merritt Island High	0.00%	0
MILA Elementary	0.00%	0
Mims Elementary	0.00%	0
Pathways at Gardendale (North/Central Area Alternative Center)	0.00%	0
Oak Park Elementary	0.00%	0
Ocean Breeze Elementary	0.00%	0
Palm Bay Elementary	0.00%	0
Palm Bay High School VPK program	0.00%	0
Palm Bay Magnet High	0.00%	0
Pinewood Elementary	0.00%	0
Port Malabar Elementary	0.00%	0
Quest Elementary School	0.00%	0
Riviera Elementary	0.00%	0
Rockledge High	0.00%	0
Roosevelt Elementary	0.00%	0
Sabal Elementary	0.00%	0
Satellite High School VPK program	0.00%	0
Satellite High	0.00%	0
Saturn Elementary	0.00%	0
Sea Park Elementary	0.00%	0
Sherwood Elementary	0.00%	0
Pathways at Pine Grove (South Area Alternative Center)	0.00%	0
South Area Head Start	0.00%	0
South Lake Elementary	0.00%	0
Southwest Middle	0.00%	0
Space Coast Jr./Sr. High	0.00%	0
Stevenson Elementary	0.00%	0
Stone Middle	0.00%	0
Sunrise Elementary	0.00%	0

Brevard Public Schools Elementary Parent Survey 2018-2019

Suntree Elementary	0.00%	0
Surfside Elementary	0.00%	0
Titusville High	0.00%	0
Tropical Elementary	0.00%	0
Turner Elementary	0.00%	0
University Park Elementary	0.00%	0
Viera High School VPK program	0.00%	0
Viera High	0.00%	0
West Melbourne Elementary School for Science	0.00%	0
West Shore Jr./Sr. High	0.00%	0
Westside Elementary	0.00%	0
Williams Elementary	0.00%	0
TOTAL		57

Q2 What is your child's current grade level?

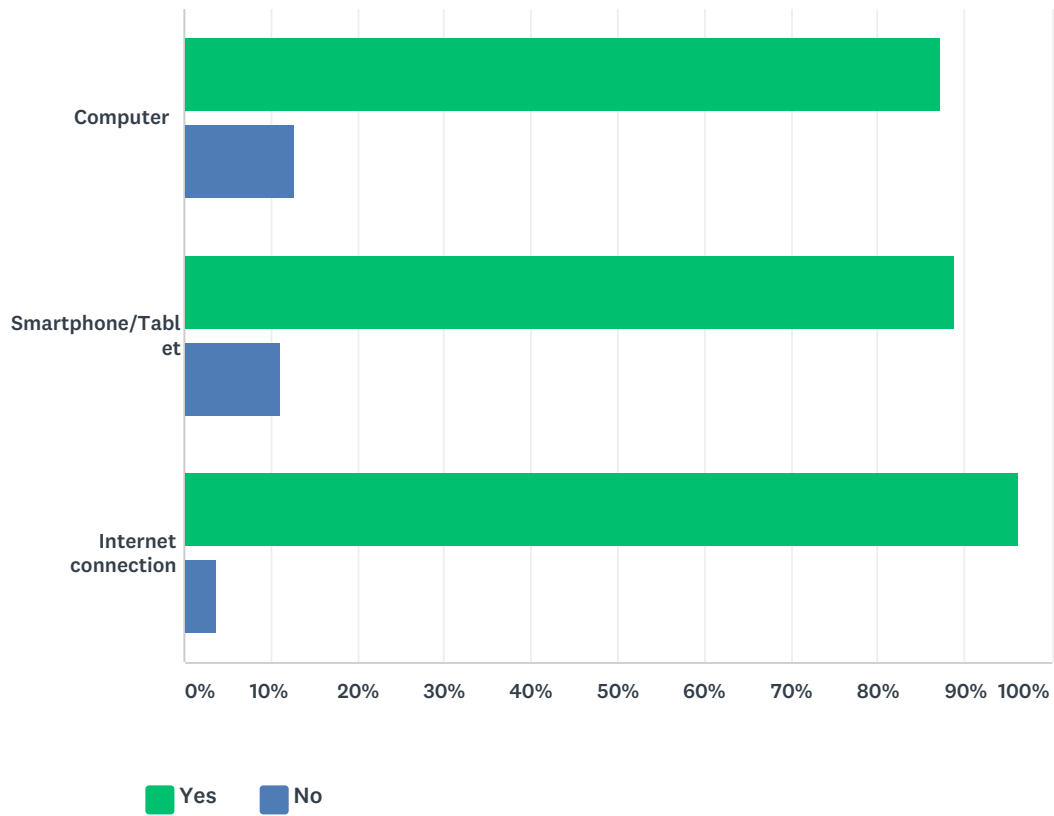
Answered: 57 Skipped: 0



ANSWER CHOICES	RESPONSES	
PreK	7.02%	4
K	17.54%	10
TK-1	0.00%	0
1	33.33%	19
2	10.53%	6
3	19.30%	11
4	10.53%	6
5	8.77%	5
6	8.77%	5
Total Respondents: 57		

Q3 Does your child have access to a computer and internet connection outside of school?

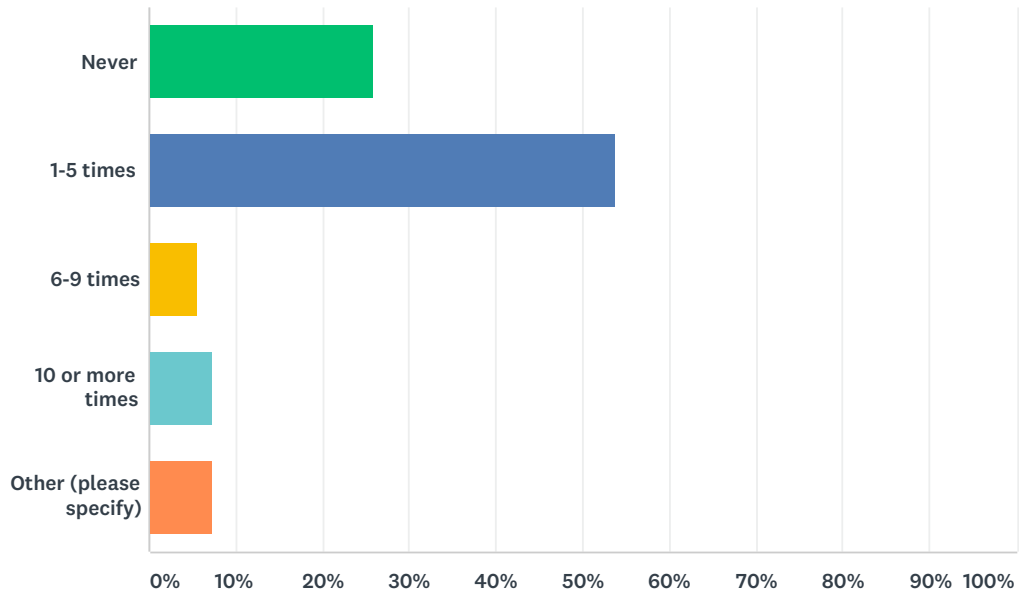
Answered: 55 Skipped: 2



	YES	NO	TOTAL
Computer	87.27% 48	12.73% 7	55
Smartphone/Tablet	88.89% 48	11.11% 6	54
Internet connection	96.30% 52	3.70% 2	54

Q4 How many times per month do you access the school website?

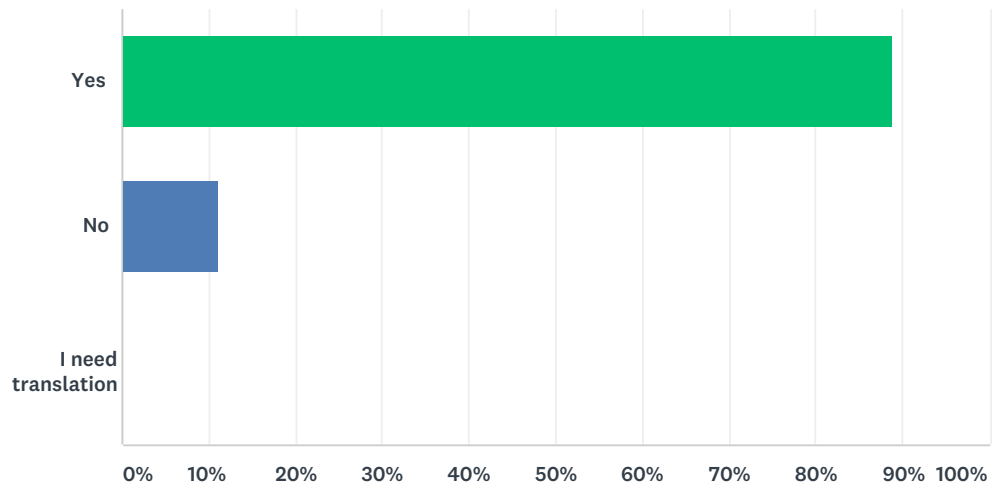
Answered: 54 Skipped: 3



ANSWER CHOICES	RESPONSES	
Never	25.93%	14
1-5 times	53.70%	29
6-9 times	5.56%	3
10 or more times	7.41%	4
Other (please specify)	7.41%	4
TOTAL		54

Q5 Does your child's school keep you informed about information and events in a format that is easy to understand?

Answered: 54 Skipped: 3

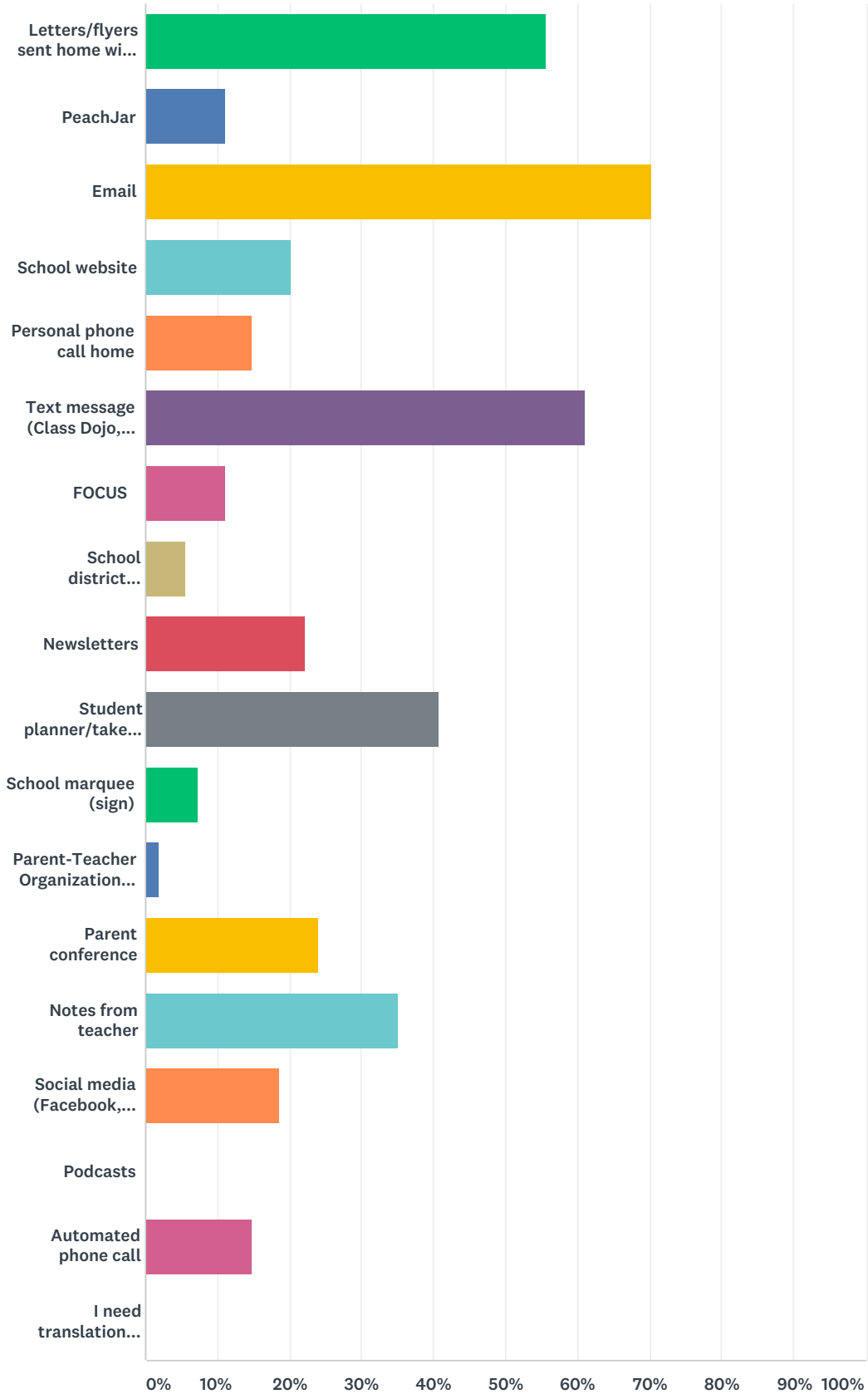


ANSWER CHOICES	RESPONSES
Yes	88.89% 48
No	11.11% 6
I need translation	0.00% 0
TOTAL	54

Q6 How would you prefer to receive information about events and/or your child's progress from the school? (check all that apply)

Answered: 54 Skipped: 3

Brevard Public Schools Elementary Parent Survey 2018-2019



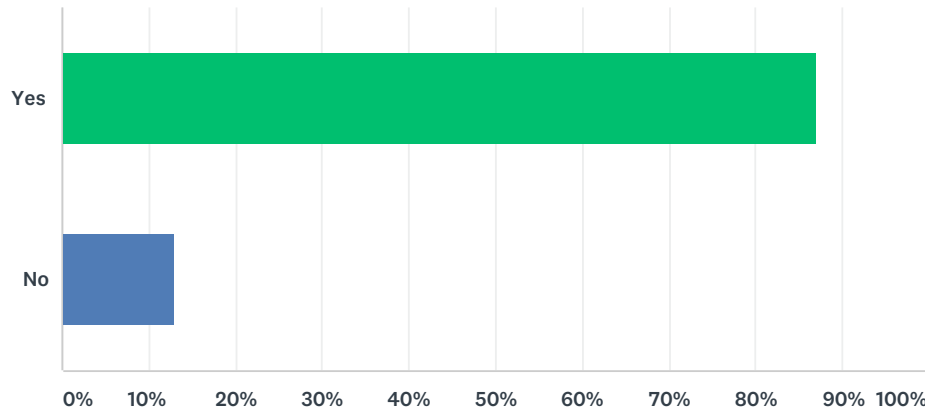
ANSWER CHOICES	RESPONSES
Letters/flyers sent home with students	55.56% 30

Brevard Public Schools Elementary Parent Survey 2018-2019

PeachJar	11.11%	6
Email	70.37%	38
School website	20.37%	11
Personal phone call home	14.81%	8
Text message (Class Dojo, Remind)	61.11%	33
FOCUS	11.11%	6
School district website	5.56%	3
Newsletters	22.22%	12
Student planner/take-home folder	40.74%	22
School marquee (sign)	7.41%	4
Parent-Teacher Organization (PTO/PTA)	1.85%	1
Parent conference	24.07%	13
Notes from teacher	35.19%	19
Social media (Facebook, Twitter)	18.52%	10
Podcasts	0.00%	0
Automated phone call	14.81%	8
I need translation assistance	0.00%	0
Total Respondents: 54		

Q7 Do you feel welcome at your child's school?

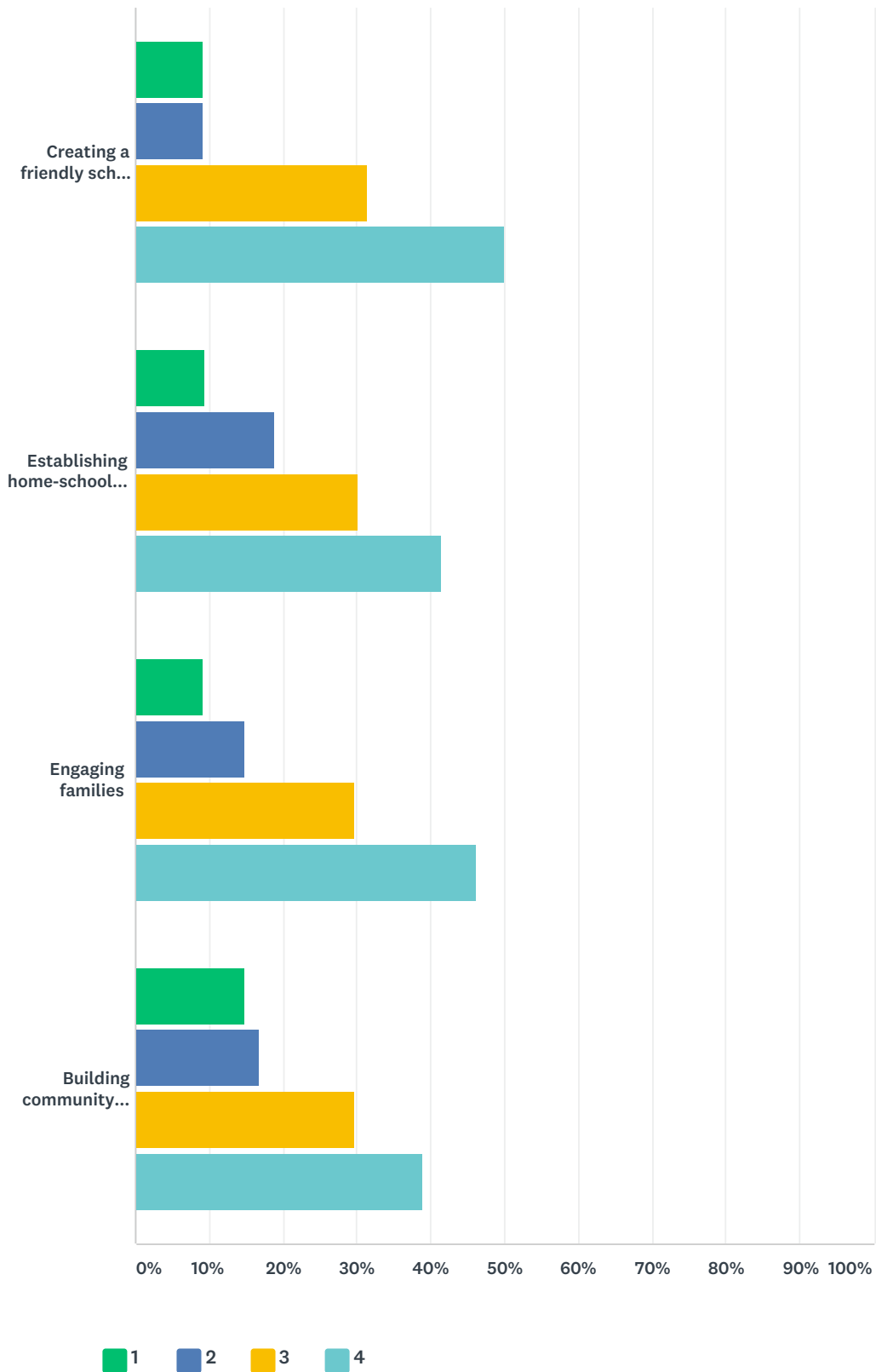
Answered: 54 Skipped: 3



ANSWER CHOICES	RESPONSES	
Yes	87.04%	47
No	12.96%	7
TOTAL		54

Q8 Please rank the following from 1 (not well) through 4 (extremely well) according to how well your child's school supports each area:

Answered: 54 Skipped: 3

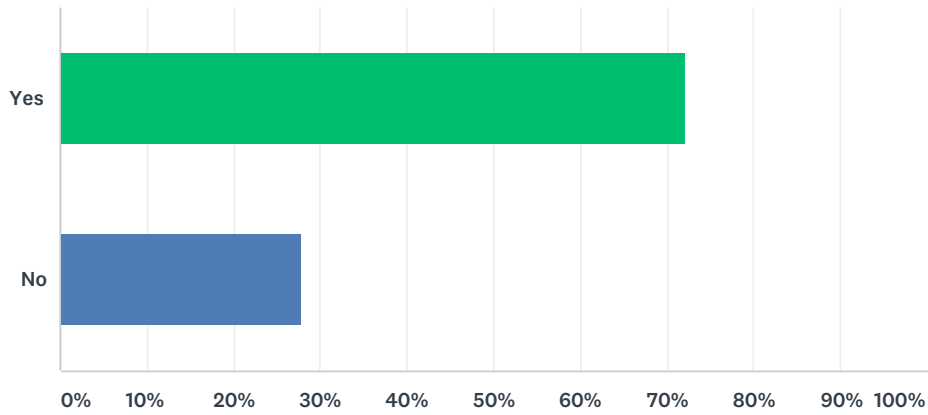


Brevard Public Schools Elementary Parent Survey 2018-2019

	1	2	3	4	TOTAL	WEIGHTED AVERAGE
Creating a friendly school climate	9.26% 5	9.26% 5	31.48% 17	50.00% 27	54	3.22
Establishing home-school communications	9.43% 5	18.87% 10	30.19% 16	41.51% 22	53	3.04
Engaging families	9.26% 5	14.81% 8	29.63% 16	46.30% 25	54	3.13
Building community partnerships	14.81% 8	16.67% 9	29.63% 16	38.89% 21	54	2.93

Q9 Have you been given opportunities to provide input and feedback into school decisions (school improvement, Title I services, event planning, discipline)?

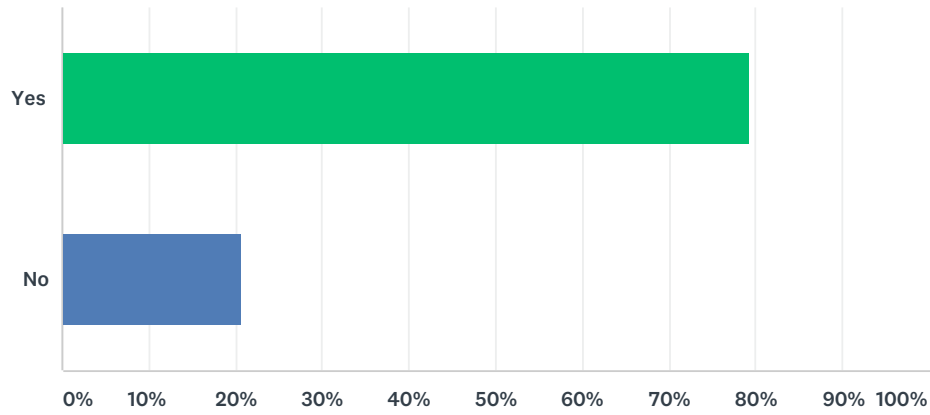
Answered: 54 Skipped: 3



ANSWER CHOICES	RESPONSES	
Yes	72.22%	39
No	27.78%	15
TOTAL		54

Q10 Do you feel your child's school values input from families?

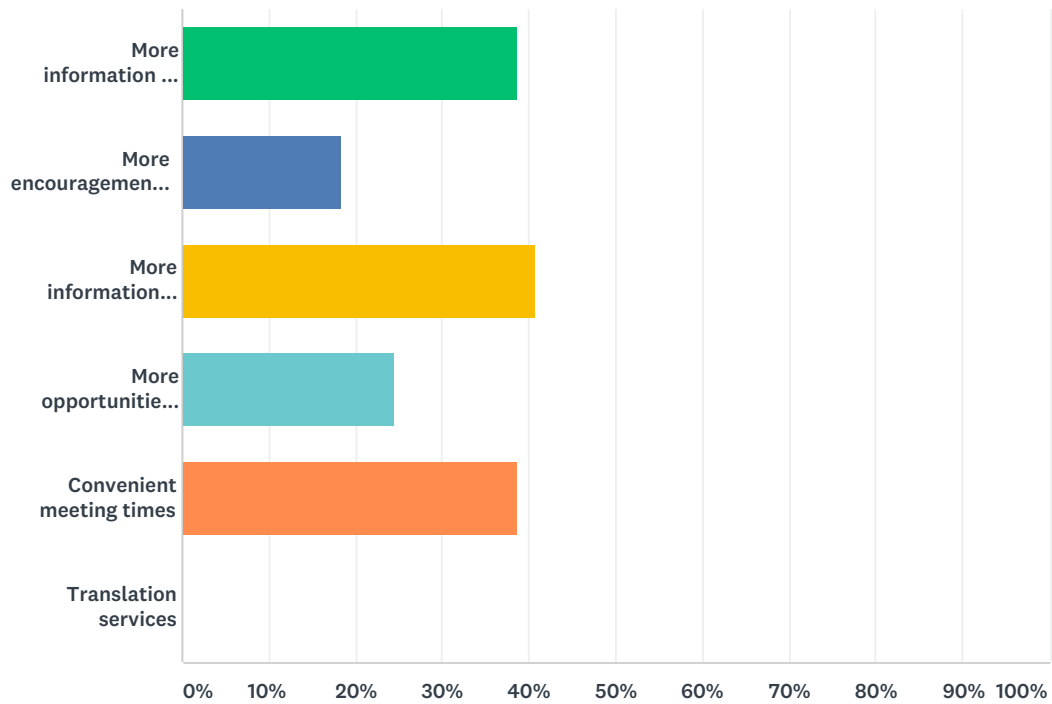
Answered: 53 Skipped: 4



ANSWER CHOICES	RESPONSES	
Yes	79.25%	42
No	20.75%	11
TOTAL		53

Q11 How could your school assist you in playing a more active role in school decision-making?

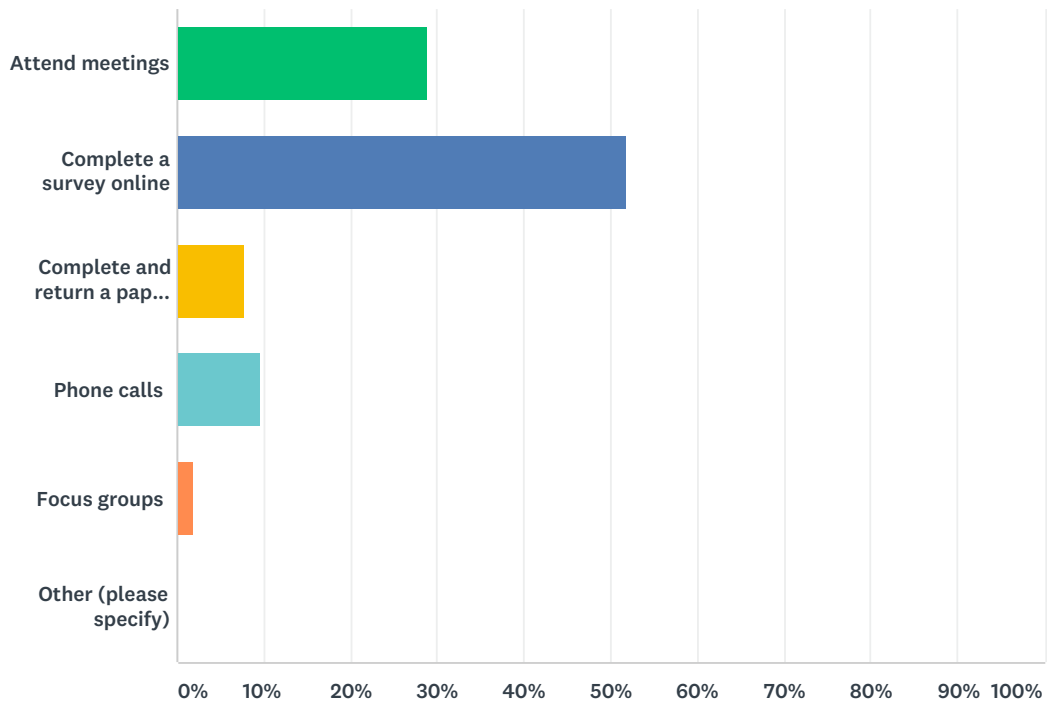
Answered: 49 Skipped: 8



ANSWER CHOICES	RESPONSES	
More information on how to become engaged	38.78%	19
More encouragement from the school to become engaged	18.37%	9
More information about school issues to be addressed	40.82%	20
More opportunities to share my opinion about school issues	24.49%	12
Convenient meeting times	38.78%	19
Translation services	0.00%	0
Total Respondents: 49		

Q12 What is the best way for you to provide input regarding your child's school?

Answered: 52 Skipped: 5



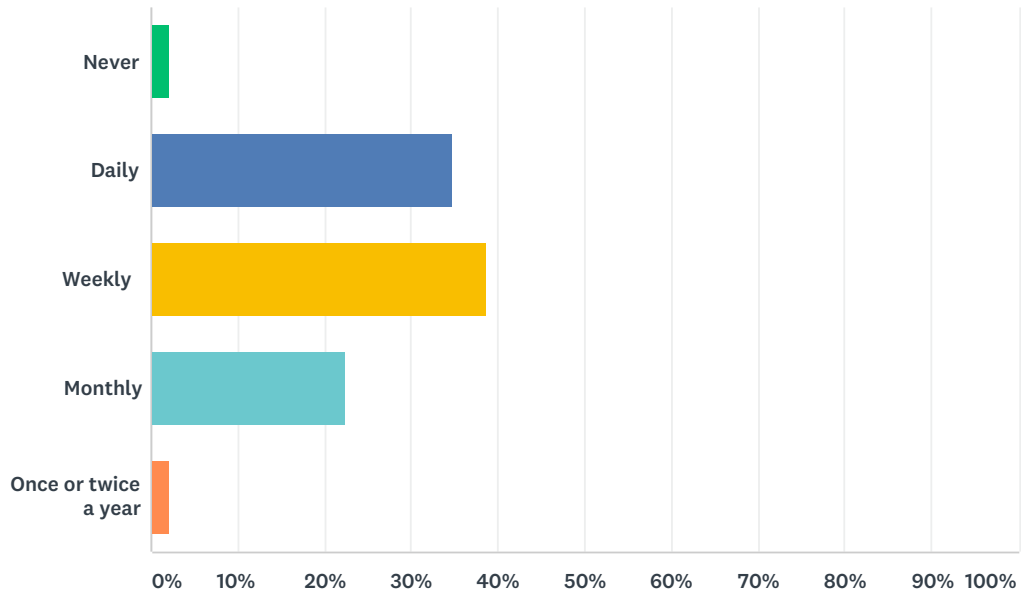
ANSWER CHOICES	RESPONSES	
Attend meetings	28.85%	15
Complete a survey online	51.92%	27
Complete and return a paper survey	7.69%	4
Phone calls	9.62%	5
Focus groups	1.92%	1
Other (please specify)	0.00%	0
TOTAL		52

Q13 In what ways can family engagement be strengthened at your child's school?

Answered: 20 Skipped: 37

Q14 How often do you communicate with your child's teachers?

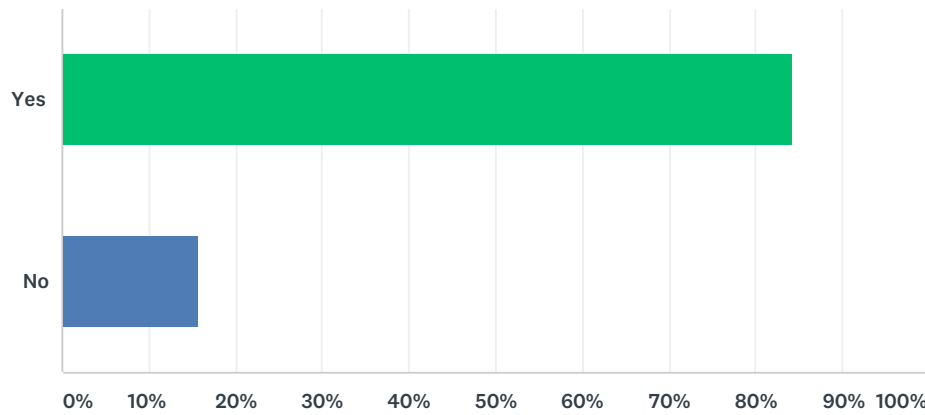
Answered: 49 Skipped: 8



ANSWER CHOICES	RESPONSES	
Never	2.04%	1
Daily	34.69%	17
Weekly	38.78%	19
Monthly	22.45%	11
Once or twice a year	2.04%	1
TOTAL		49

Q15 Are you aware of what your child is expected to master in all subject areas?

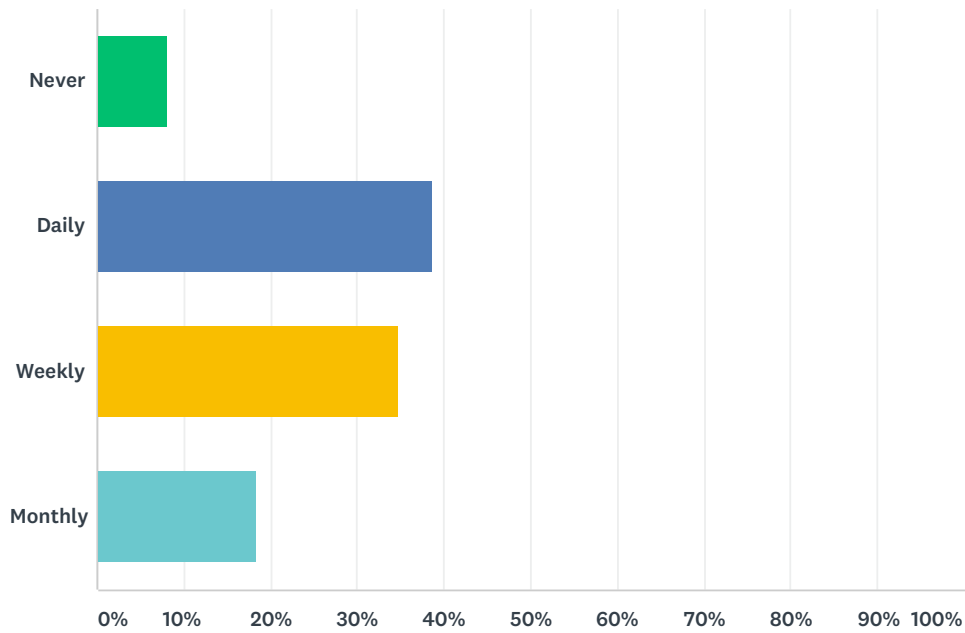
Answered: 51 Skipped: 6



ANSWER CHOICES	RESPONSES	
Yes	84.31%	43
No	15.69%	8
TOTAL		51

Q16 How often does your child's teacher communicate with you about your child's progress?

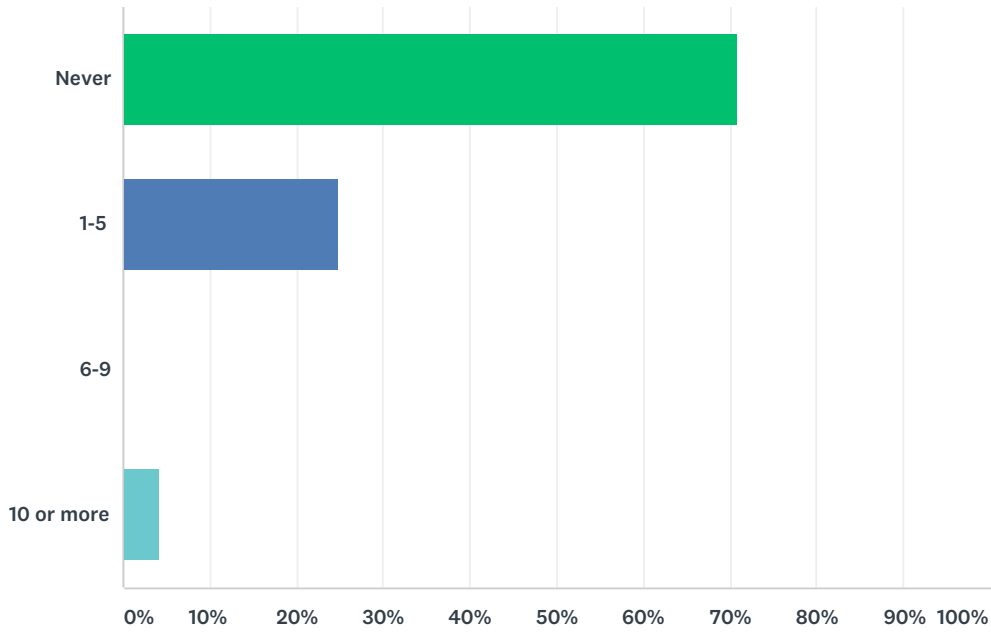
Answered: 49 Skipped: 8



ANSWER CHOICES	RESPONSES	
Never	8.16%	4
Daily	38.78%	19
Weekly	34.69%	17
Monthly	18.37%	9
TOTAL		49

Q17 How many times per month do you access your child's grades through FOCUS?

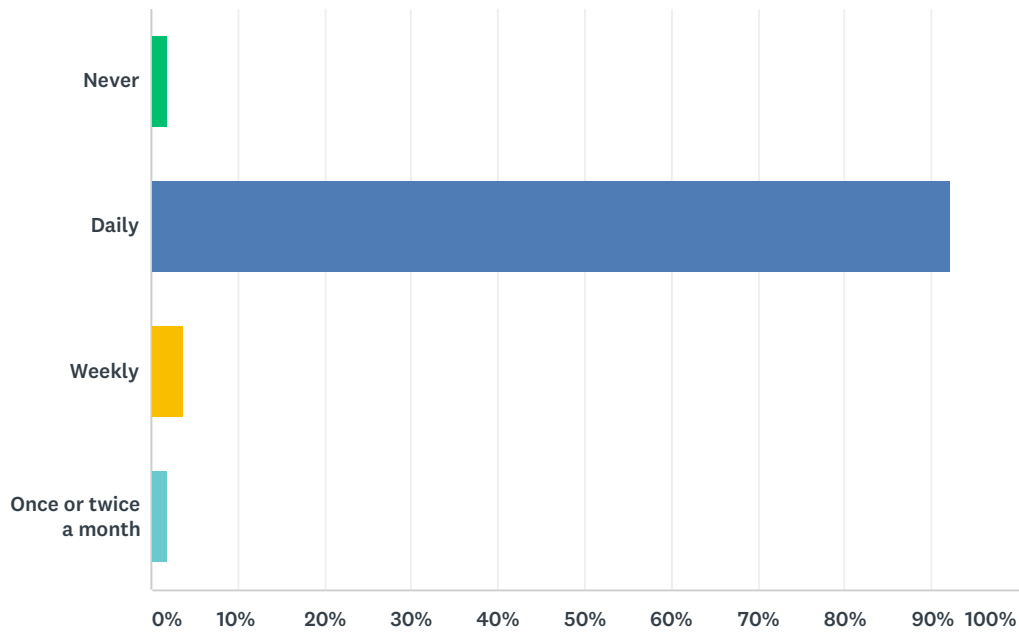
Answered: 48 Skipped: 9



ANSWER CHOICES	RESPONSES	
Never	70.83%	34
1-5	25.00%	12
6-9	0.00%	0
10 or more	4.17%	2
TOTAL		48

Q18 How often do you have conversations with your child about what he or she is learning in school?

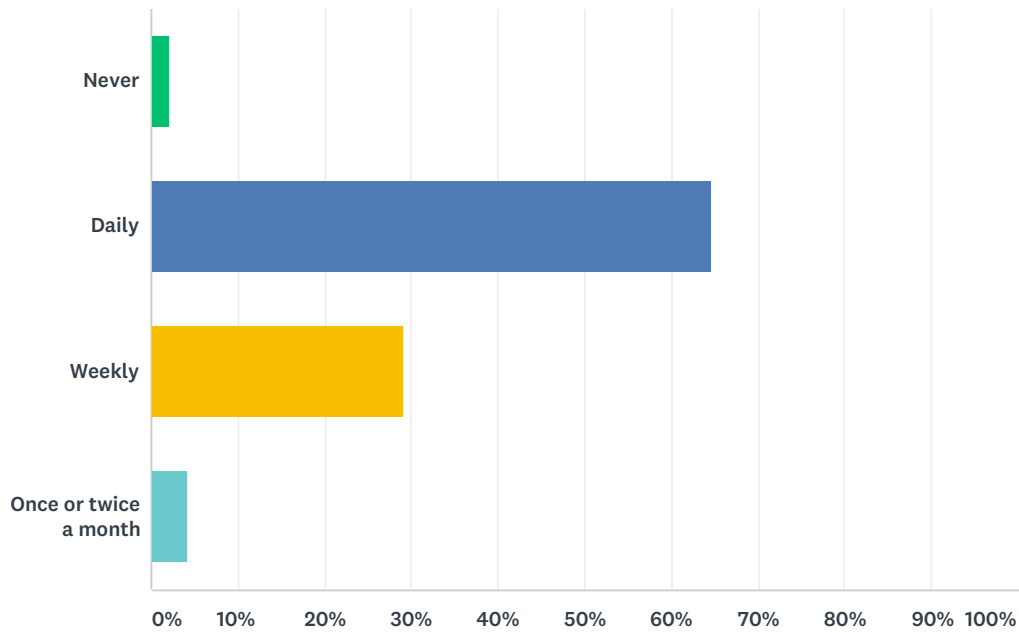
Answered: 52 Skipped: 5



ANSWER CHOICES	RESPONSES	
Never	1.92%	1
Daily	92.31%	48
Weekly	3.85%	2
Once or twice a month	1.92%	1
TOTAL		52

Q19 How often do you work with your child on homework or class assignments?

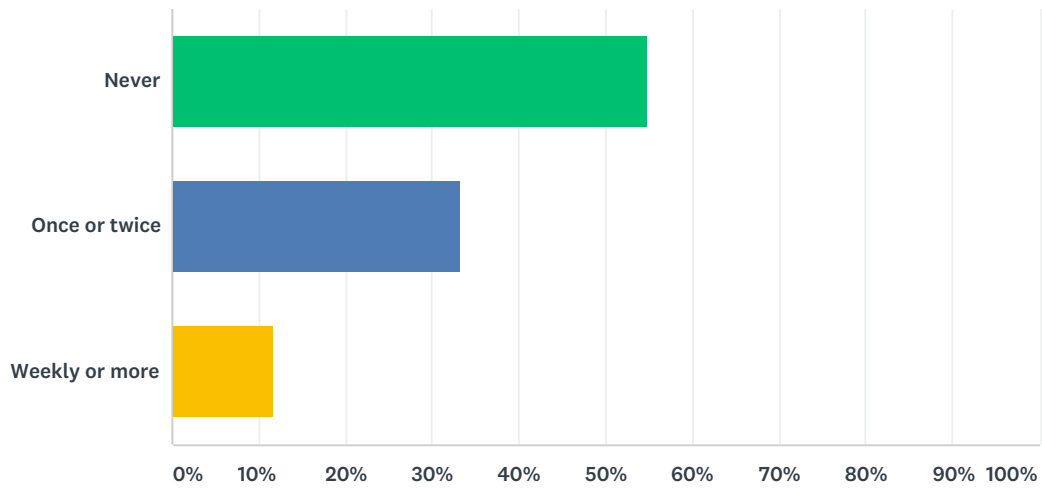
Answered: 48 Skipped: 9



ANSWER CHOICES	RESPONSES	
Never	2.08%	1
Daily	64.58%	31
Weekly	29.17%	14
Once or twice a month	4.17%	2
TOTAL		48

Q20 In the past year, how often have you participated in classroom activities during the school day?

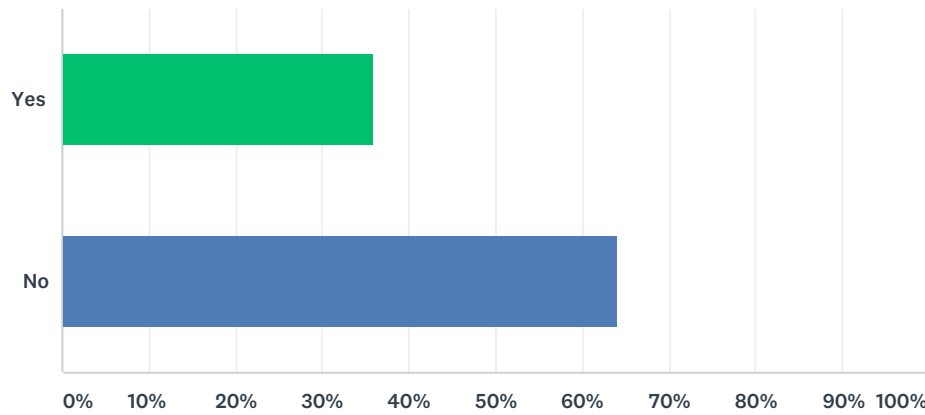
Answered: 51 Skipped: 6



ANSWER CHOICES	RESPONSES	
Never	54.90%	28
Once or twice	33.33%	17
Weekly or more	11.76%	6
TOTAL		51

Q21 Is the cost of fingerprinting a barrier to volunteering at your child's school?

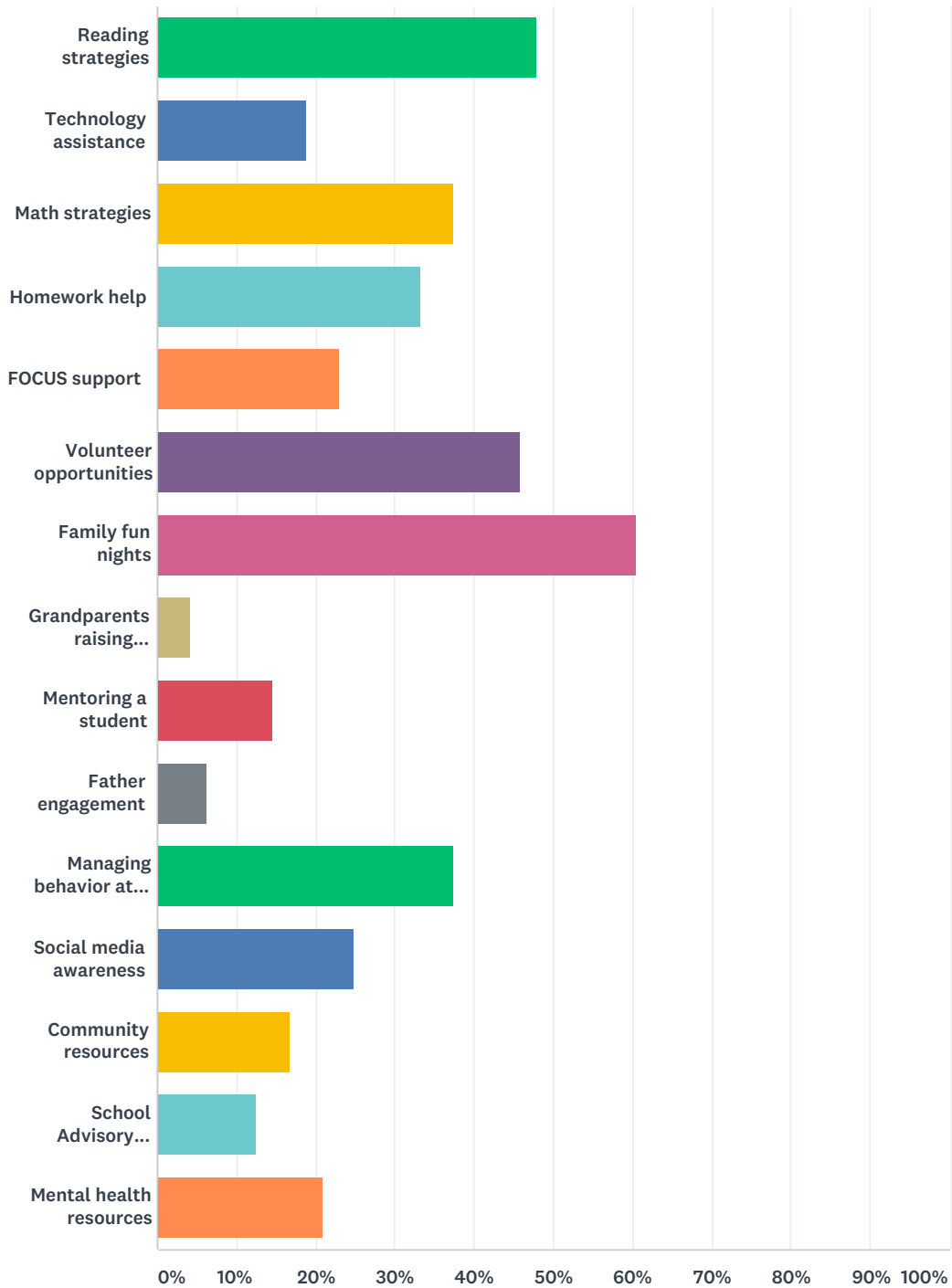
Answered: 50 Skipped: 7



ANSWER CHOICES	RESPONSES	
Yes	36.00%	18
No	64.00%	32
TOTAL		50

Q22 Which of the following informational meetings and activities would you participate in or attend?

Answered: 48 Skipped: 9



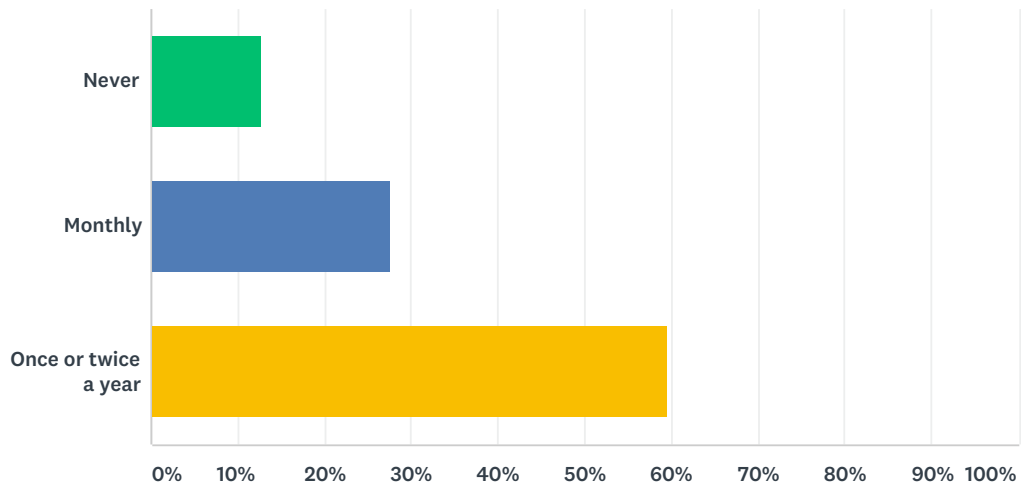
ANSWER CHOICES	RESPONSES	
Reading strategies	47.92%	23
Technology assistance	18.75%	9

Brevard Public Schools Elementary Parent Survey 2018-2019

Math strategies	37.50%	18
Homework help	33.33%	16
FOCUS support	22.92%	11
Volunteer opportunities	45.83%	22
Family fun nights	60.42%	29
Grandparents raising grandchildren	4.17%	2
Mentoring a student	14.58%	7
Father engagement	6.25%	3
Managing behavior at home	37.50%	18
Social media awareness	25.00%	12
Community resources	16.67%	8
School Advisory Council (SAC) or Parent-Teacher Organization (PTO/PTA)	12.50%	6
Mental health resources	20.83%	10
Total Respondents: 48		

Q23 In the past year, how often did you attend a parent meeting or event at your child's school that supported your child's academic success?

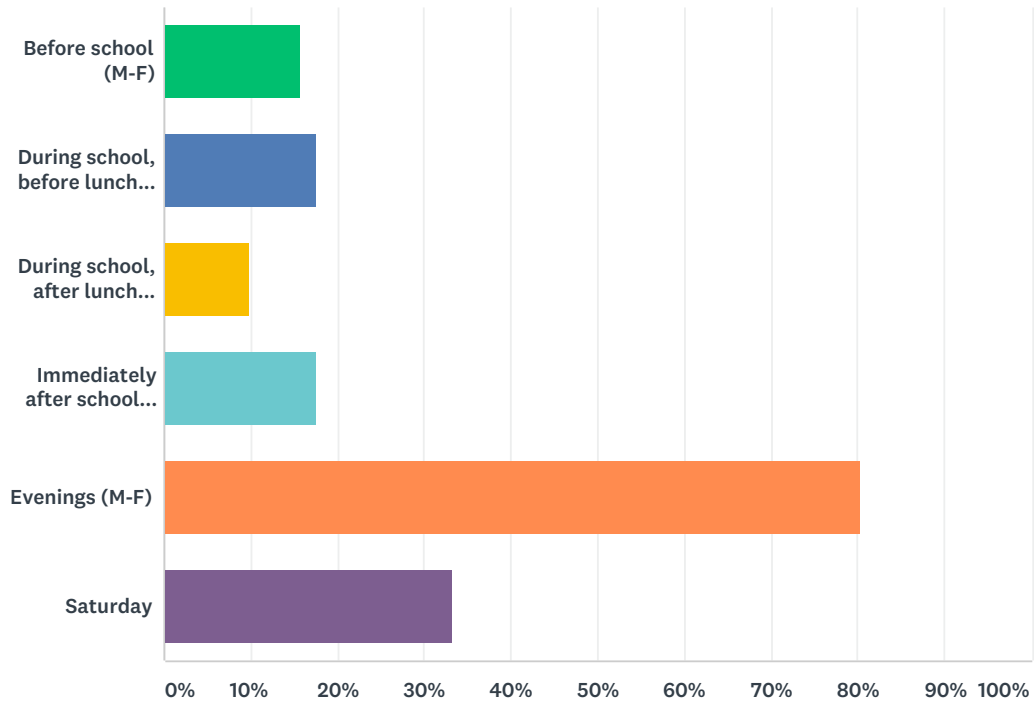
Answered: 47 Skipped: 10



ANSWER CHOICES	RESPONSES	
Never	12.77%	6
Monthly	27.66%	13
Once or twice a year	59.57%	28
TOTAL		47

Q24 When is the best time for you to attend a school event for families?

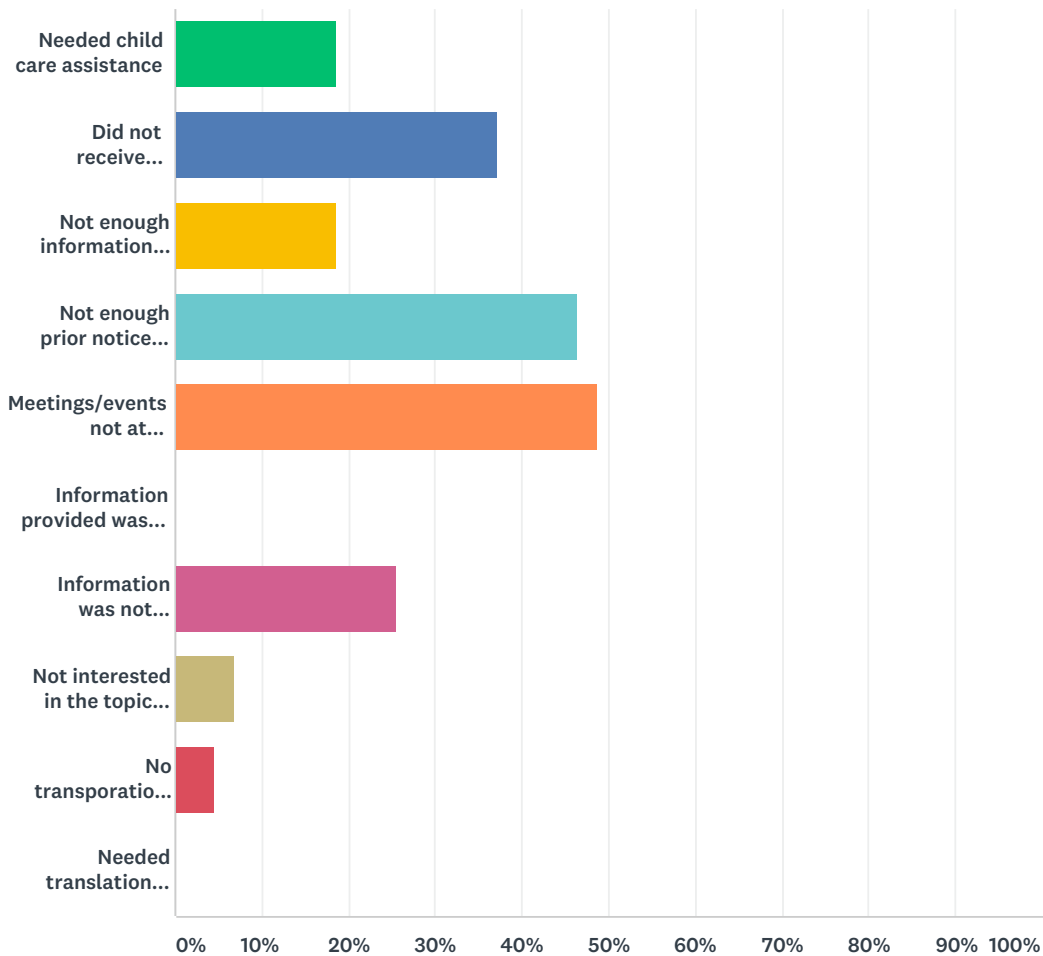
Answered: 51 Skipped: 6



ANSWER CHOICES	RESPONSES	
Before school (M-F)	15.69%	8
During school, before lunch (M-F)	17.65%	9
During school, after lunch (M-F)	9.80%	5
Immediately after school (M-F)	17.65%	9
Evenings (M-F)	80.39%	41
Saturday	33.33%	17
Total Respondents: 51		

Q25 If you were unable to attend informational meetings or academic events, please share why. (check all that apply)

Answered: 43 Skipped: 14

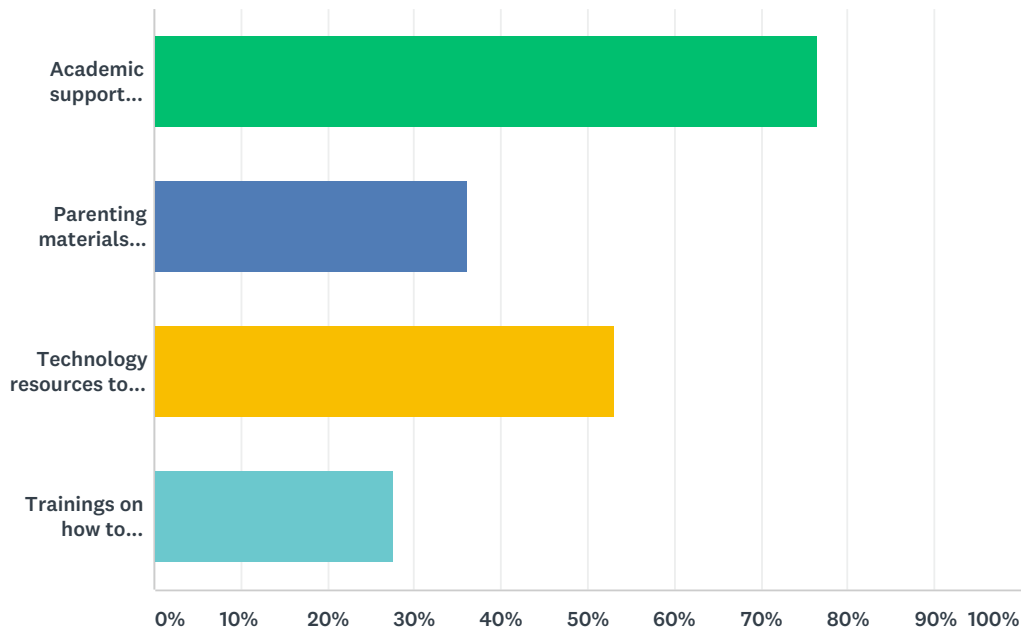


ANSWER CHOICES	RESPONSES	
Needed child care assistance	18.60%	8
Did not receive information about meetings/events	37.21%	16
Not enough information provided	18.60%	8
Not enough prior notice provided	46.51%	20
Meetings/events not at convenient times	48.84%	21
Information provided was difficult to understand	0.00%	0
Information was not relevant to me/my child	25.58%	11
Not interested in the topics presented	6.98%	3
No transportation to get to meetings/events	4.65%	2
Needed translation services	0.00%	0

Total Respondents: 43

Q26 What types of family engagement resources would you use if they were provided at your school?

Answered: 47 Skipped: 10



ANSWER CHOICES	RESPONSES	
Academic support materials for families to use at home	76.60%	36
Parenting materials (articles and books for check out)	36.17%	17
Technology resources to support learning at home	53.19%	25
Trainings on how to participate in school decision-making committees	27.66%	13
Total Respondents: 47		

Q27 What can Brevard Public Schools do to ensure your child is successful in elementary school?

Answered: 23 Skipped: 34

Q28 Please list any possible community organizations and/or businesses that you feel would be ideal school partners:

Answered: 14 Skipped: 43

Q29 What do you feel is working well at your child's school? (This is your chance to brag about your school and share what you like about it!)

Answered: 25 Skipped: 32

Q30 What do you feel is not working, difficult, and/or needs improvement at your child's school? (This is your chance to tell us what you would like to see changed.)

Answered: 26 Skipped: 31