

Q1 What school does your child attend?

Answered: 170 Skipped: 0



Brevard Public Schools Elementary Parent Survey 2018-2019

Johnson Middle

Jupiter
Elementary

Kennedy Middle

Lockmar
Elementary

Longleaf
Elementary

Madison Middle

Manatee
Elementary

McAuliffe
Elementary

McNair Magnet
Middle

Meadowlane
Intermediate...

Meadowlane
Primary...

Merritt Island
High School ...

Melbourne High

Merritt Island
High

MILA Elementary

Mims Elementary

Pathways at
Gardendale...

Oak Park
Elementary

Ocean Breeze
Elementary

Palm Bay
Elementary

Palm Bay High
School VPK...

Brevard Public Schools Elementary Parent Survey 2018-2019



ANSWER CHOICES	RESPONSES	
Discovery Elementary	100.00%	170
Riverview School	0.00%	0
Allen, Roy Elementary	0.00%	0
Andersen Elementary	0.00%	0
Apollo Elementary	0.00%	0
Astronaut High	0.00%	0
Atlantis Elementary	0.00%	0
Audubon Elementary	0.00%	0
Bayside High	0.00%	0
Brevard Virtual Instruction Program (BVIP)	0.00%	0
Cambridge Elementary Magnet	0.00%	0

Brevard Public Schools Elementary Parent Survey 2018-2019

Cape View Elementary	0.00%	0
Carroll, Lewis Elementary	0.00%	0
Central Middle	0.00%	0
Challenger 7 Elementary	0.00%	0
Cocoa Beach Jr./Sr. High	0.00%	0
Cocoa High	0.00%	0
Columbia Elementary	0.00%	0
Coquina Elementary	0.00%	0
Dr W. J. Creel Elementary	0.00%	0
Croton Elementary	0.00%	0
DeLaura Middle	0.00%	0
Eau Gallie High	0.00%	0
Edgewood Jr./Sr. High	0.00%	0
Endeavour Elementary	0.00%	0
Eau Gallie High School VPK program	0.00%	0
Enterprise Elementary	0.00%	0
Fairglen Elementary	0.00%	0
Freedom 7 Elementary	0.00%	0
Gemini Elementary	0.00%	0
Golfview Elementary	0.00%	0
Harbor City Elementary	0.00%	0
Heritage High	0.00%	0
Holland Elementary	0.00%	0
Hoover Middle	0.00%	0
Imperial Estates Elementary	0.00%	0
Indialantic Elementary	0.00%	0
Jackson Middle	0.00%	0
Jefferson Middle	0.00%	0
Johnson Middle	0.00%	0
Jupiter Elementary	0.00%	0
Kennedy Middle	0.00%	0
Lockmar Elementary	0.00%	0
Longleaf Elementary	0.00%	0
Madison Middle	0.00%	0
Manatee Elementary	0.00%	0

Brevard Public Schools Elementary Parent Survey 2018-2019

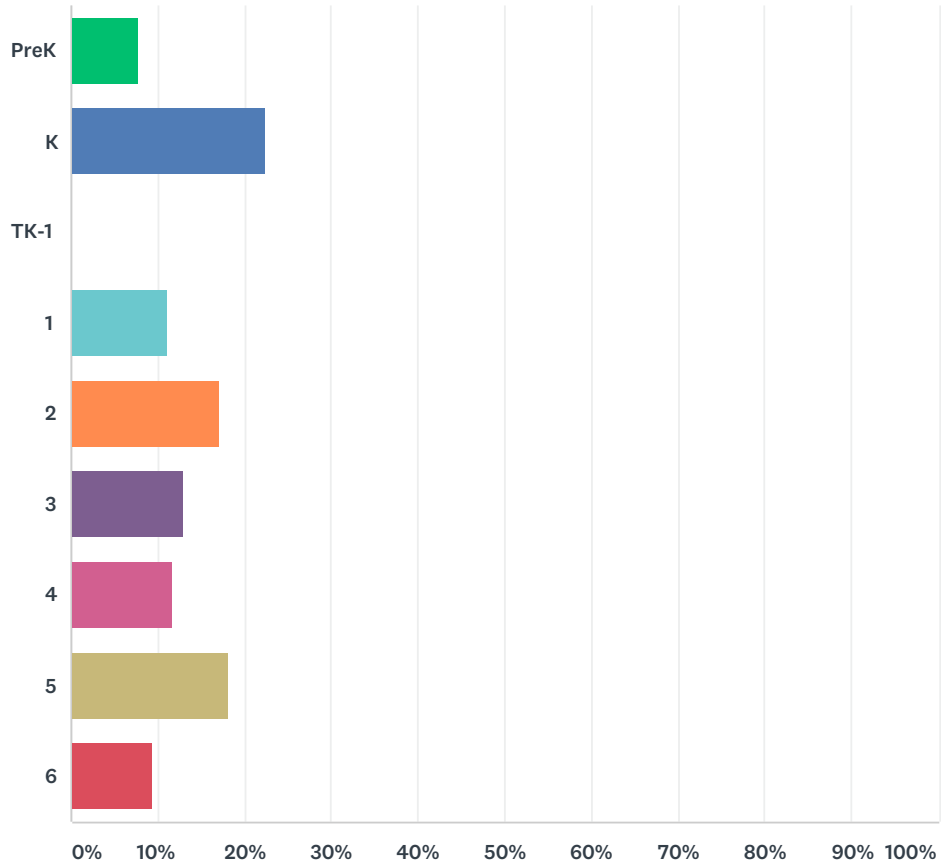
McAuliffe Elementary	0.00%	0
McNair Magnet Middle	0.00%	0
Meadowlane Intermediate Elementary	0.00%	0
Meadowlane Primary Elementary	0.00%	0
Merritt Island High School VPK program	0.00%	0
Melbourne High	0.00%	0
Merritt Island High	0.00%	0
MILA Elementary	0.00%	0
Mims Elementary	0.00%	0
Pathways at Gardendale (North/Central Area Alternative Center)	0.00%	0
Oak Park Elementary	0.00%	0
Ocean Breeze Elementary	0.00%	0
Palm Bay Elementary	0.00%	0
Palm Bay High School VPK program	0.00%	0
Palm Bay Magnet High	0.00%	0
Pinewood Elementary	0.00%	0
Port Malabar Elementary	0.00%	0
Quest Elementary School	0.00%	0
Riviera Elementary	0.00%	0
Rockledge High	0.00%	0
Roosevelt Elementary	0.00%	0
Sabal Elementary	0.00%	0
Satellite High School VPK program	0.00%	0
Satellite High	0.00%	0
Saturn Elementary	0.00%	0
Sea Park Elementary	0.00%	0
Sherwood Elementary	0.00%	0
Pathways at Pine Grove (South Area Alternative Center)	0.00%	0
South Area Head Start	0.00%	0
South Lake Elementary	0.00%	0
Southwest Middle	0.00%	0
Space Coast Jr./Sr. High	0.00%	0
Stevenson Elementary	0.00%	0
Stone Middle	0.00%	0
Sunrise Elementary	0.00%	0

Brevard Public Schools Elementary Parent Survey 2018-2019

Suntree Elementary	0.00%	0
Surfside Elementary	0.00%	0
Titusville High	0.00%	0
Tropical Elementary	0.00%	0
Turner Elementary	0.00%	0
University Park Elementary	0.00%	0
Viera High School VPK program	0.00%	0
Viera High	0.00%	0
West Melbourne Elementary School for Science	0.00%	0
West Shore Jr./Sr. High	0.00%	0
Westside Elementary	0.00%	0
Williams Elementary	0.00%	0
TOTAL		170

Q2 What is your child's current grade level?

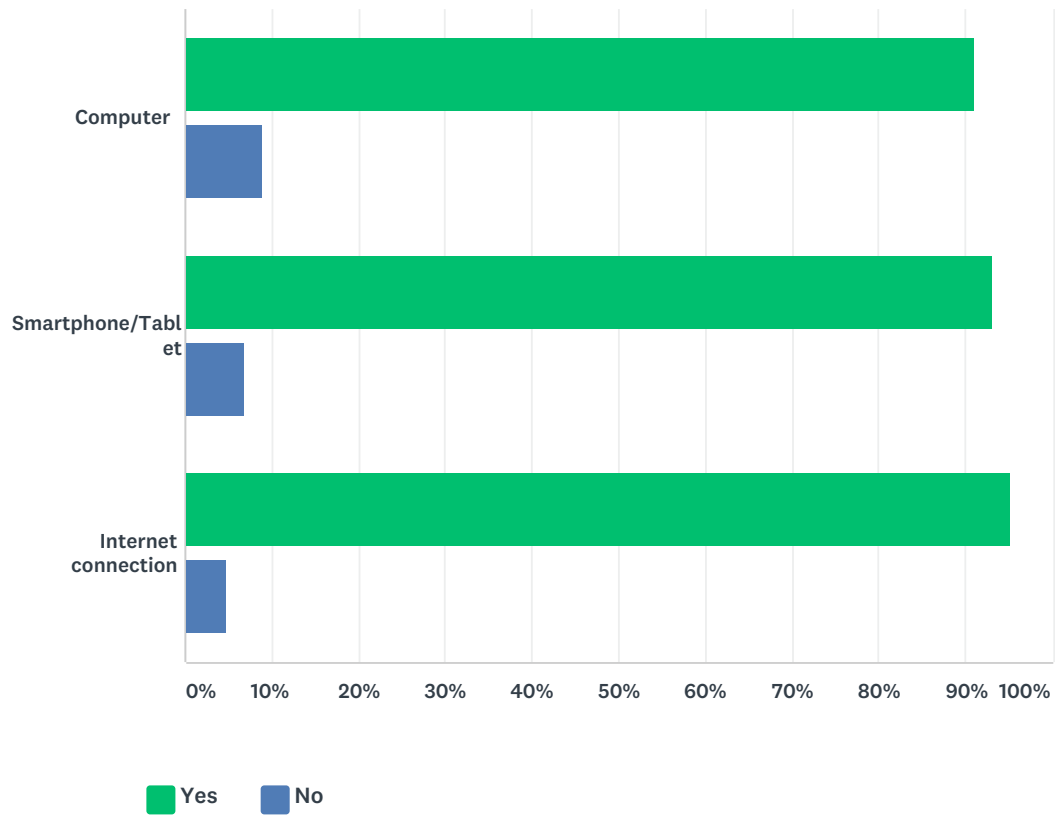
Answered: 170 Skipped: 0



ANSWER CHOICES	RESPONSES	
PreK	7.65%	13
K	22.35%	38
TK-1	0.00%	0
1	11.18%	19
2	17.06%	29
3	12.94%	22
4	11.76%	20
5	18.24%	31
6	9.41%	16
Total Respondents: 170		

Q3 Does your child have access to a computer and internet connection outside of school?

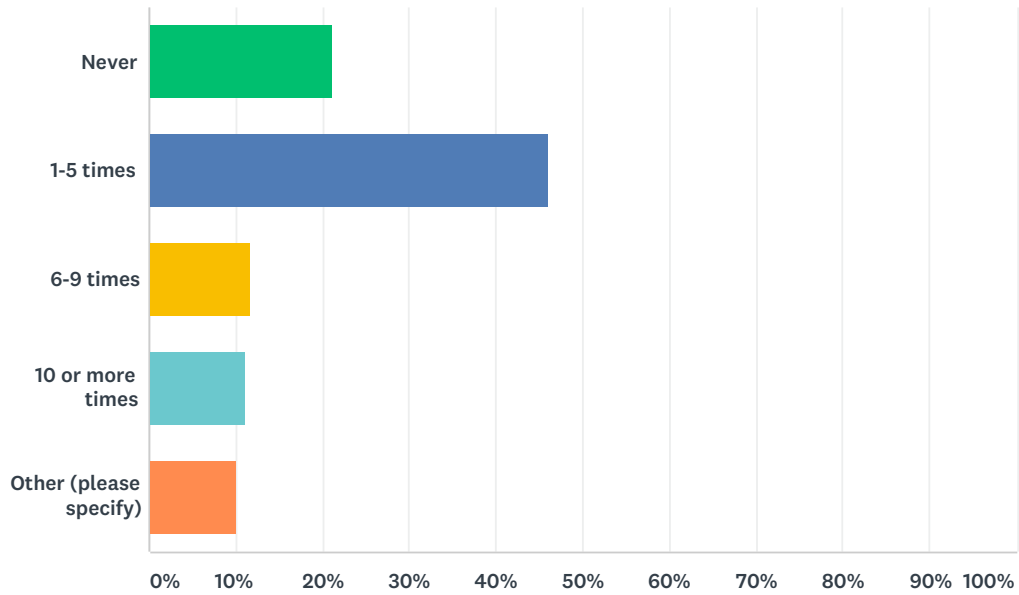
Answered: 162 Skipped: 8



	YES	NO	TOTAL
Computer	91.08% 143	8.92% 14	157
Smartphone/Tablet	93.20% 137	6.80% 10	147
Internet connection	95.24% 140	4.76% 7	147

Q4 How many times per month do you access the school website?

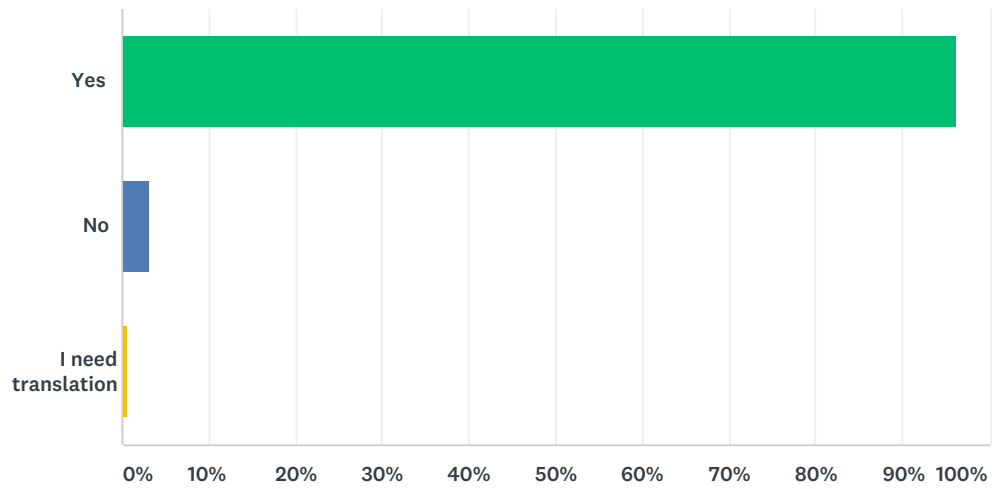
Answered: 161 Skipped: 9



ANSWER CHOICES	RESPONSES	
Never	21.12%	34
1-5 times	45.96%	74
6-9 times	11.80%	19
10 or more times	11.18%	18
Other (please specify)	9.94%	16
TOTAL		161

Q5 Does your child's school keep you informed about information and events in a format that is easy to understand?

Answered: 160 Skipped: 10

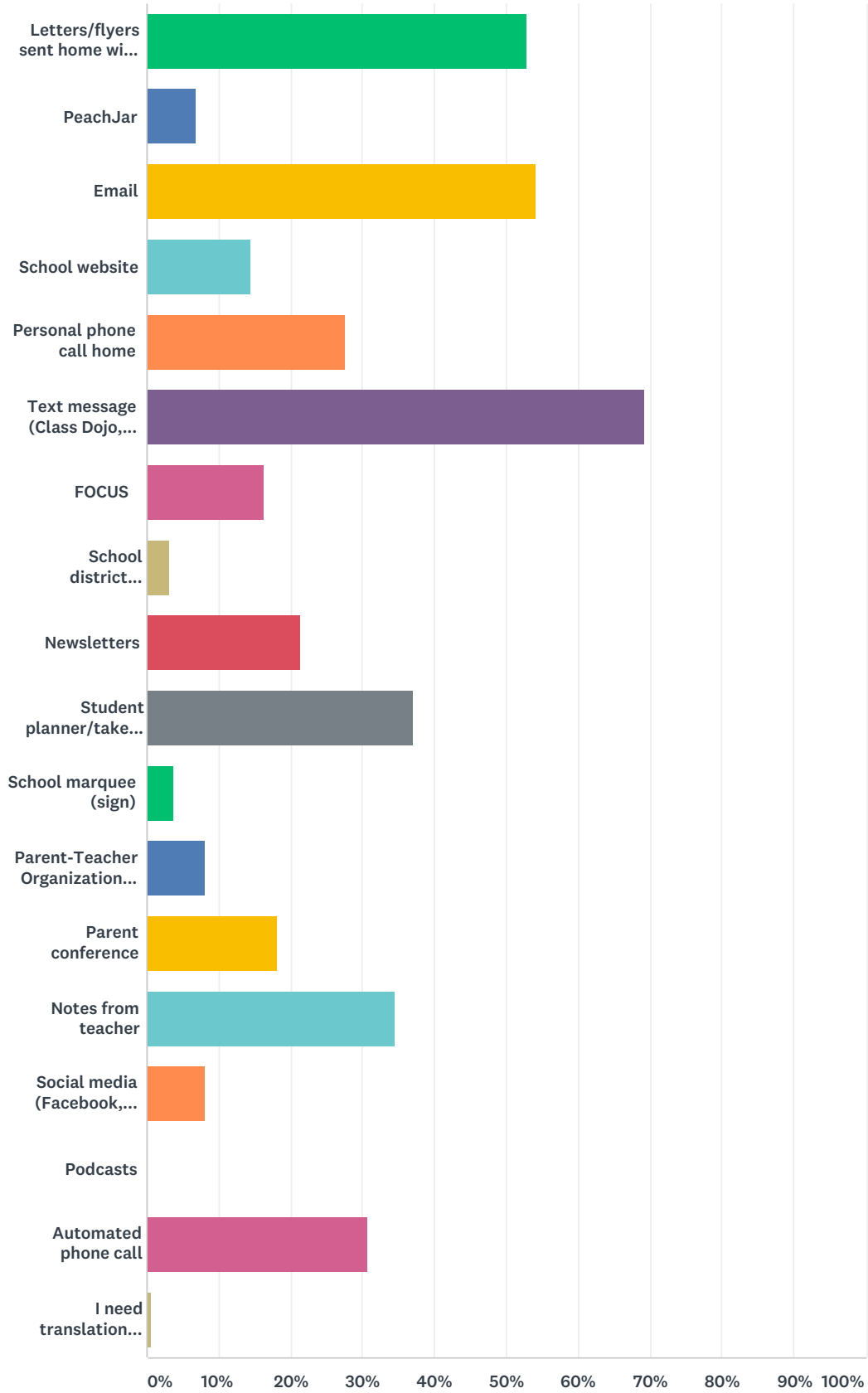


ANSWER CHOICES	RESPONSES	
Yes	96.25%	154
No	3.13%	5
I need translation	0.63%	1
TOTAL		160

Q6 How would you prefer to receive information about events and/or your child's progress from the school? (check all that apply)

Answered: 159 Skipped: 11

Brevard Public Schools Elementary Parent Survey 2018-2019



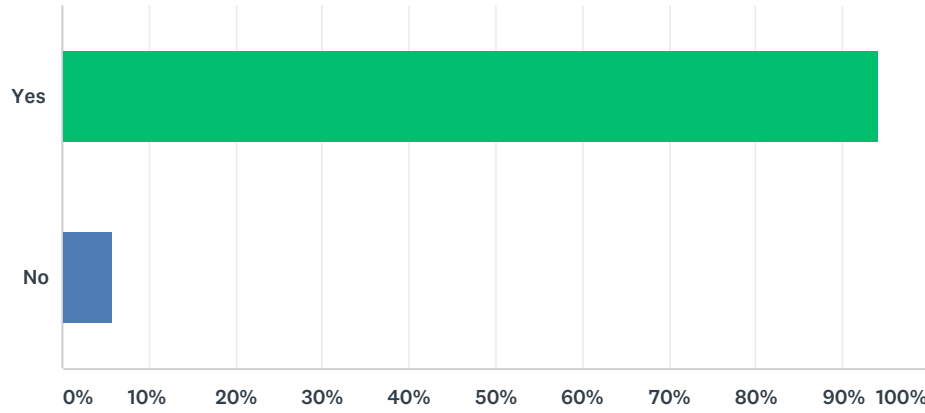
ANSWER CHOICES	RESPONSES	
Letters/flyers sent home with students	52.83%	84

Brevard Public Schools Elementary Parent Survey 2018-2019

PeachJar	6.92%	11
Email	54.09%	86
School website	14.47%	23
Personal phone call home	27.67%	44
Text message (Class Dojo, Remind)	69.18%	110
FOCUS	16.35%	26
School district website	3.14%	5
Newsletters	21.38%	34
Student planner/take-home folder	37.11%	59
School marquee (sign)	3.77%	6
Parent-Teacher Organization (PTO/PTA)	8.18%	13
Parent conference	18.24%	29
Notes from teacher	34.59%	55
Social media (Facebook, Twitter)	8.18%	13
Podcasts	0.00%	0
Automated phone call	30.82%	49
I need translation assistance	0.63%	1
Total Respondents: 159		

Q7 Do you feel welcome at your child's school?

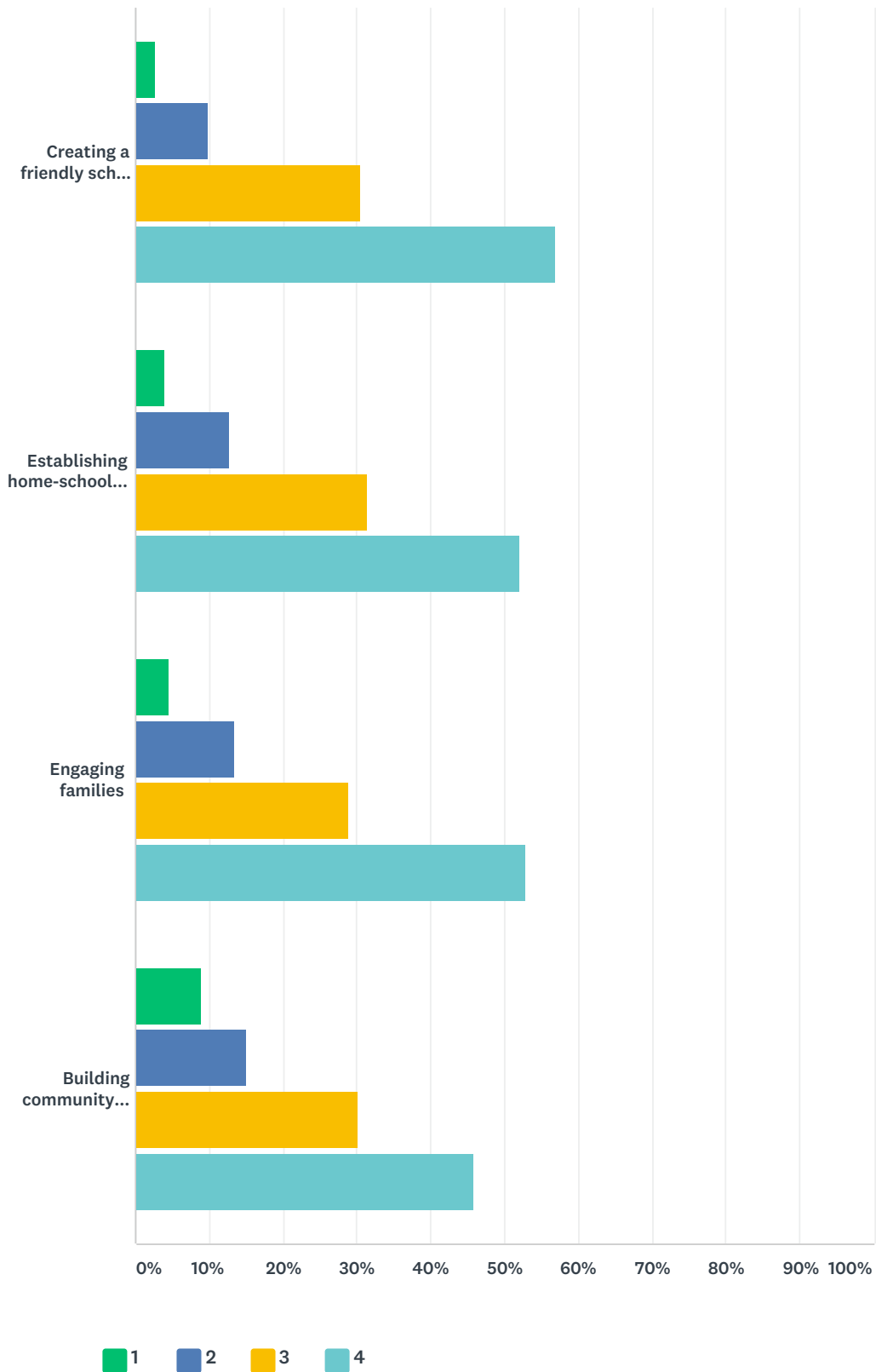
Answered: 153 Skipped: 17



ANSWER CHOICES	RESPONSES	
Yes	94.12%	144
No	5.88%	9
TOTAL		153

Q8 Please rank the following from 1 (not well) through 4 (extremely well) according to how well your child's school supports each area:

Answered: 152 Skipped: 18

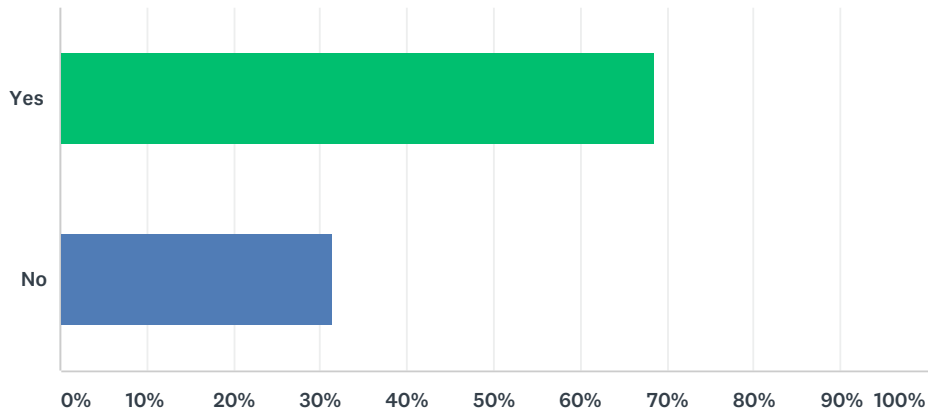


Brevard Public Schools Elementary Parent Survey 2018-2019

	1	2	3	4	TOTAL	WEIGHTED AVERAGE
Creating a friendly school climate	2.65% 4	9.93% 15	30.46% 46	56.95% 86	151	3.42
Establishing home-school communications	4.00% 6	12.67% 19	31.33% 47	52.00% 78	150	3.31
Engaging families	4.70% 7	13.42% 20	28.86% 43	53.02% 79	149	3.30
Building community partnerships	8.90% 13	15.07% 22	30.14% 44	45.89% 67	146	3.13

Q9 Have you been given opportunities to provide input and feedback into school decisions (school improvement, Title I services, event planning, discipline)?

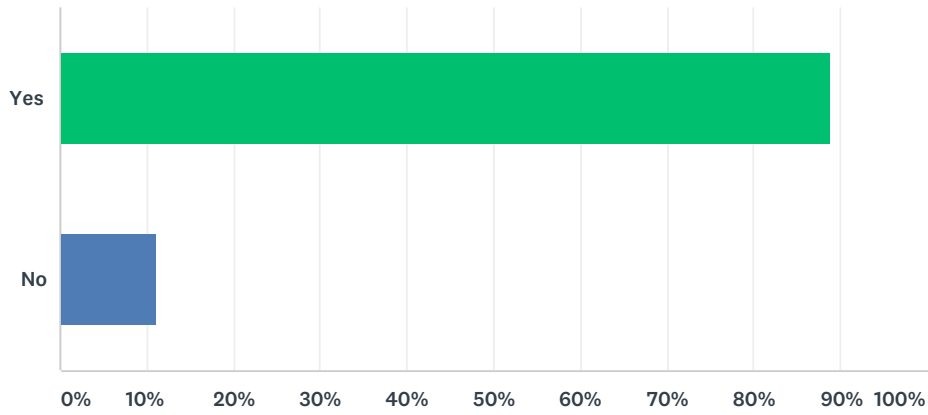
Answered: 150 Skipped: 20



ANSWER CHOICES	RESPONSES	
Yes	68.67%	103
No	31.33%	47
TOTAL		150

Q10 Do you feel your child's school values input from families?

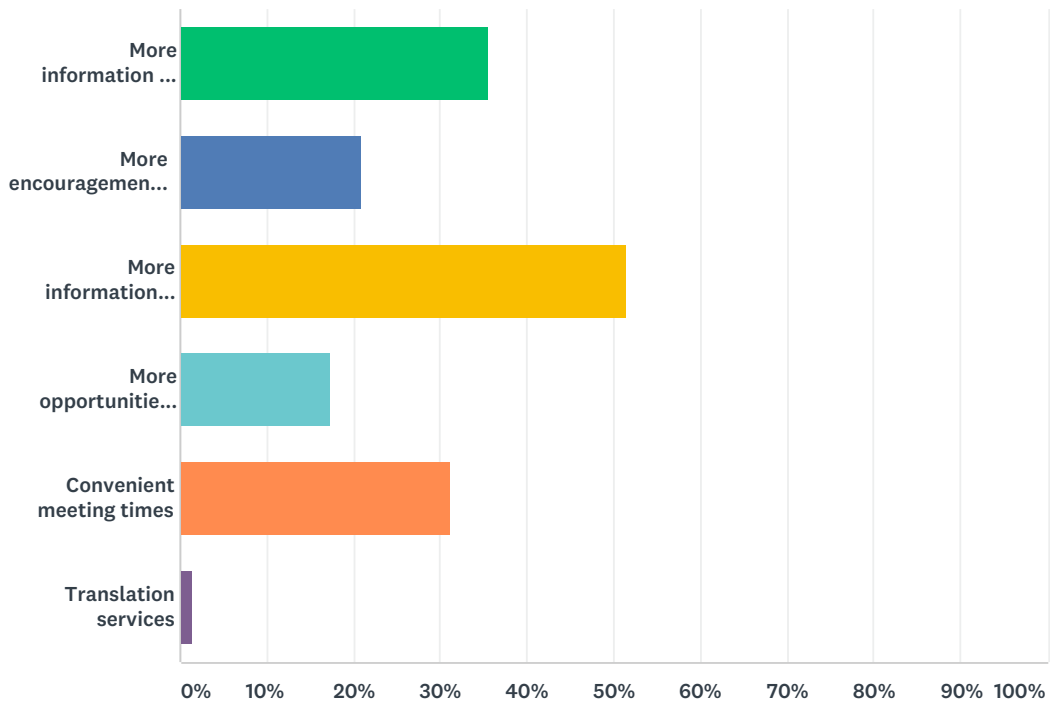
Answered: 145 Skipped: 25



ANSWER CHOICES	RESPONSES	
Yes	88.97%	129
No	11.03%	16
TOTAL		145

Q11 How could your school assist you in playing a more active role in school decision-making?

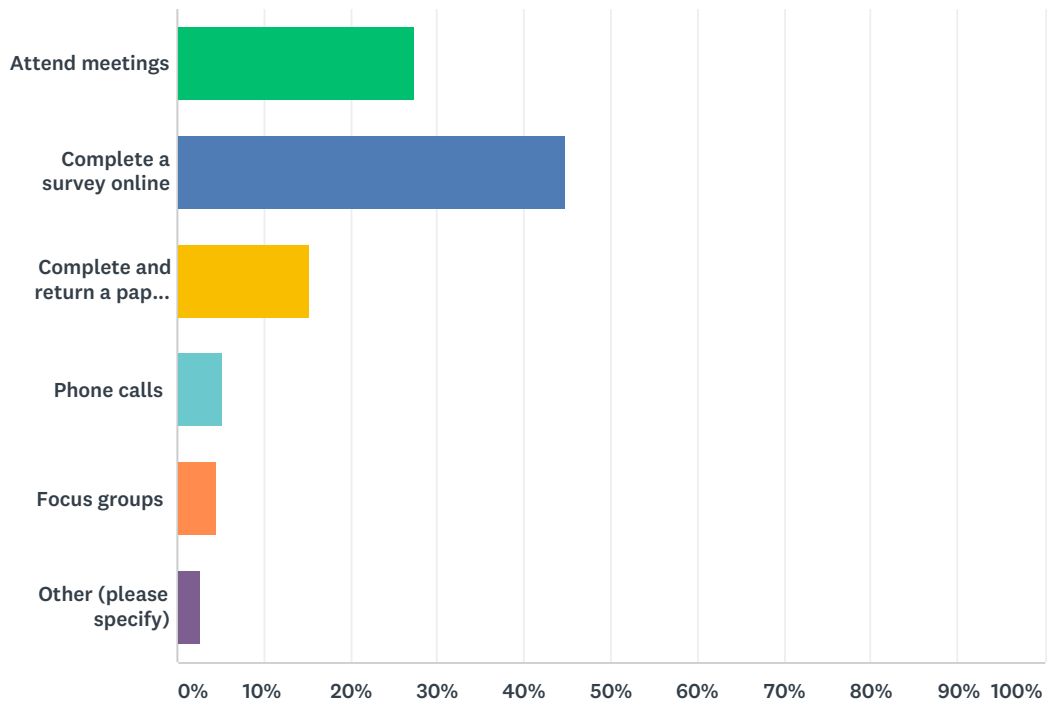
Answered: 138 Skipped: 32



ANSWER CHOICES	RESPONSES	
More information on how to become engaged	35.51%	49
More encouragement from the school to become engaged	21.01%	29
More information about school issues to be addressed	51.45%	71
More opportunities to share my opinion about school issues	17.39%	24
Convenient meeting times	31.16%	43
Translation services	1.45%	2
Total Respondents: 138		

Q12 What is the best way for you to provide input regarding your child's school?

Answered: 150 Skipped: 20



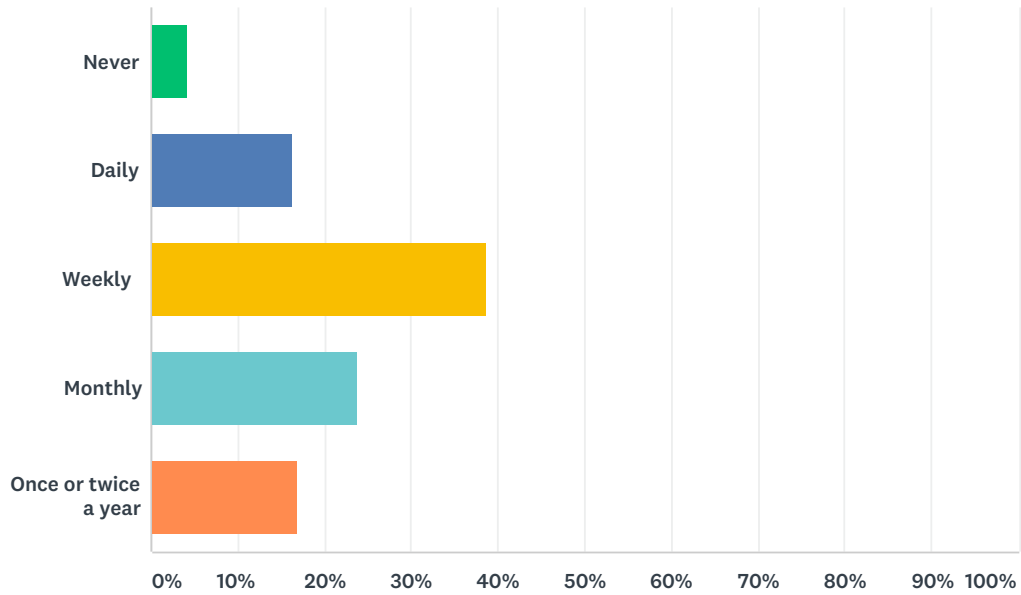
ANSWER CHOICES	RESPONSES	
Attend meetings	27.33%	41
Complete a survey online	44.67%	67
Complete and return a paper survey	15.33%	23
Phone calls	5.33%	8
Focus groups	4.67%	7
Other (please specify)	2.67%	4
TOTAL		150

Q13 In what ways can family engagement be strengthened at your child's school?

Answered: 44 Skipped: 126

Q14 How often do you communicate with your child's teachers?

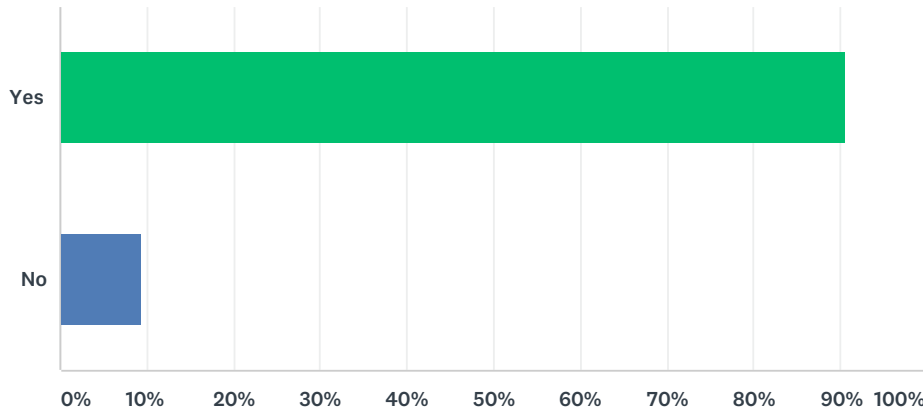
Answered: 147 Skipped: 23



ANSWER CHOICES	RESPONSES	
Never	4.08%	6
Daily	16.33%	24
Weekly	38.78%	57
Monthly	23.81%	35
Once or twice a year	17.01%	25
TOTAL		147

Q15 Are you aware of what your child is expected to master in all subject areas?

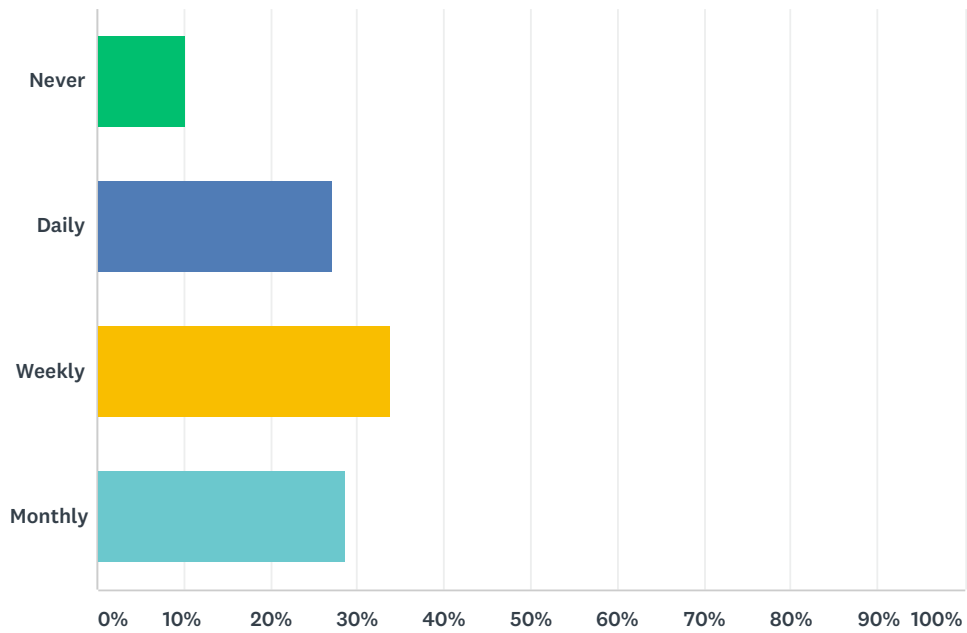
Answered: 149 Skipped: 21



ANSWER CHOICES	RESPONSES	
Yes	90.60%	135
No	9.40%	14
TOTAL		149

Q16 How often does your child's teacher communicate with you about your child's progress?

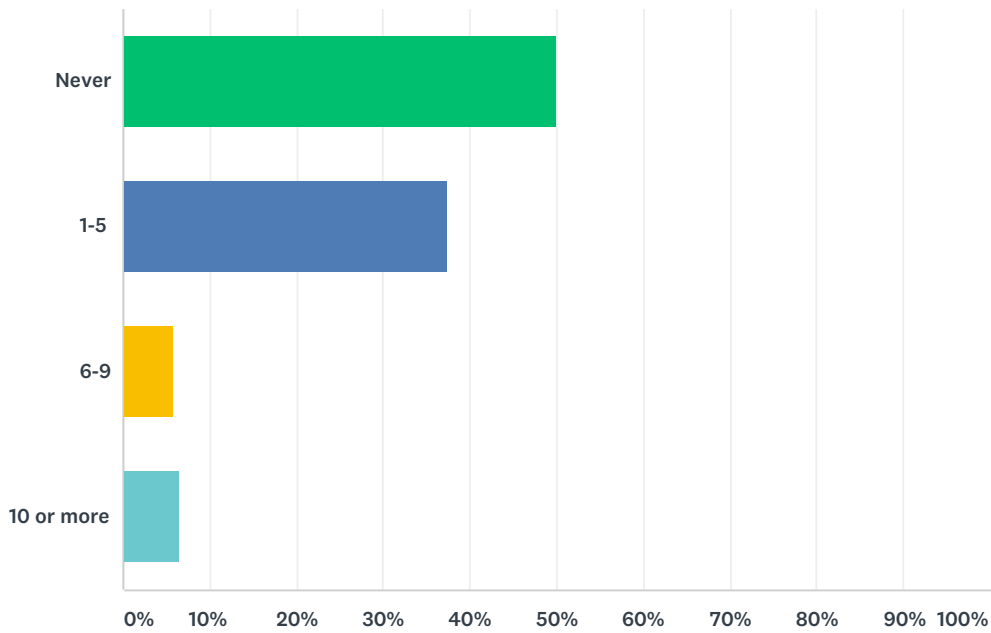
Answered: 136 Skipped: 34



ANSWER CHOICES	RESPONSES	
Never	10.29%	14
Daily	27.21%	37
Weekly	33.82%	46
Monthly	28.68%	39
TOTAL		136

Q17 How many times per month do you access your child's grades through FOCUS?

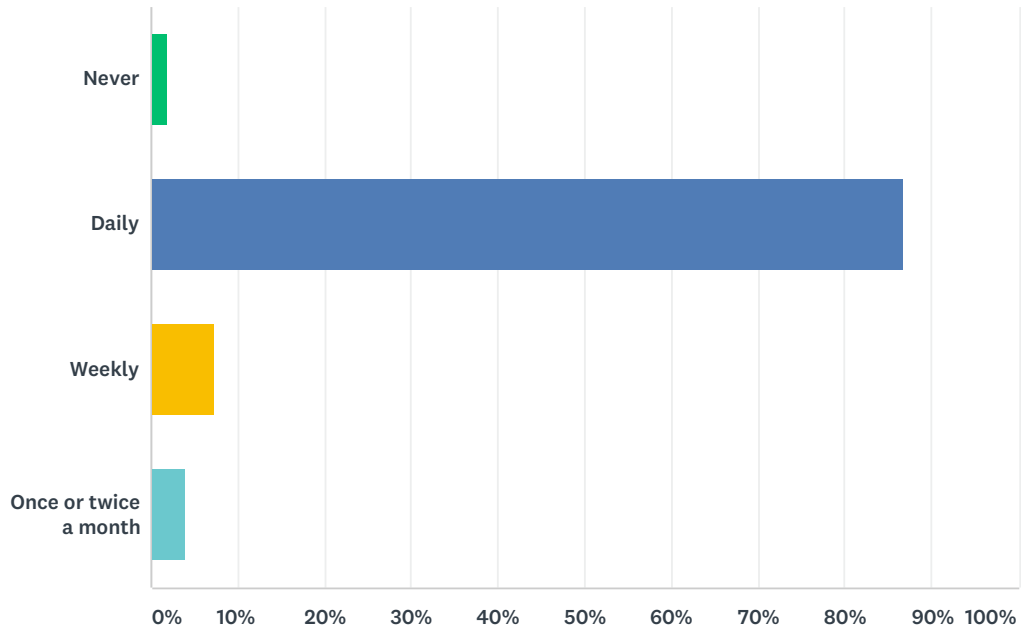
Answered: 152 Skipped: 18



ANSWER CHOICES	RESPONSES	
Never	50.00%	76
1-5	37.50%	57
6-9	5.92%	9
10 or more	6.58%	10
TOTAL		152

Q18 How often do you have conversations with your child about what he or she is learning in school?

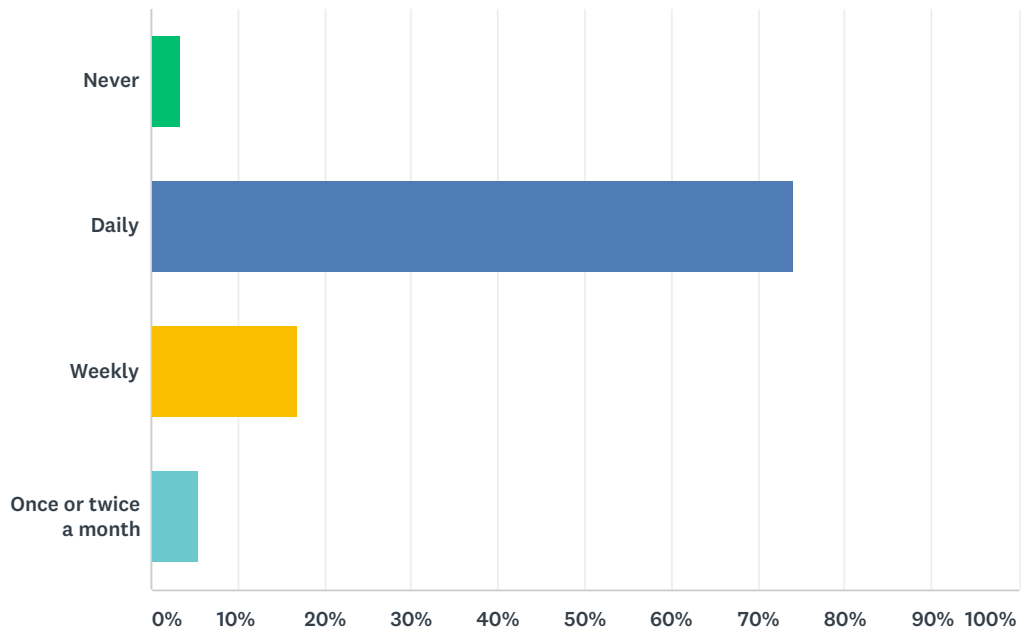
Answered: 152 Skipped: 18



ANSWER CHOICES	RESPONSES
Never	1.97% 3
Daily	86.84% 132
Weekly	7.24% 11
Once or twice a month	3.95% 6
TOTAL	152

Q19 How often do you work with your child on homework or class assignments?

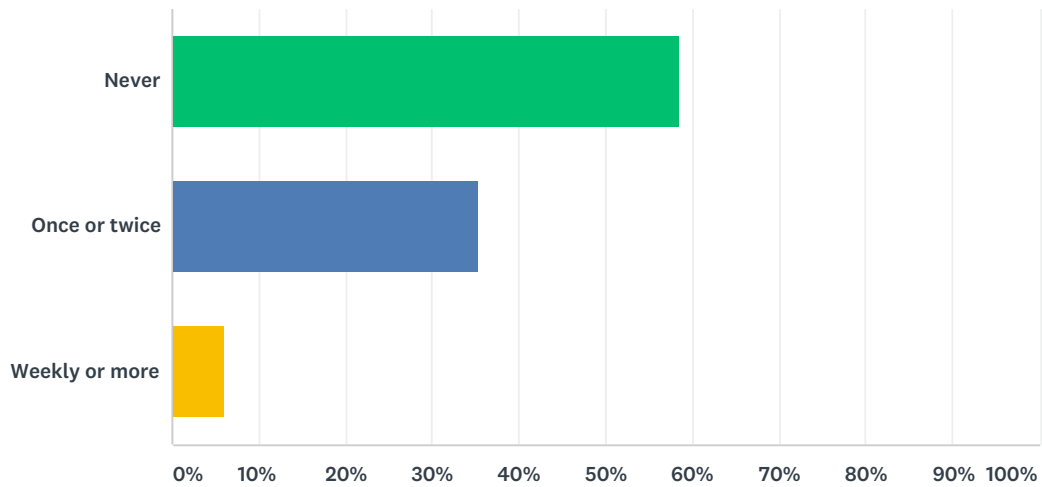
Answered: 147 Skipped: 23



ANSWER CHOICES	RESPONSES
Never	3.40% 5
Daily	74.15% 109
Weekly	17.01% 25
Once or twice a month	5.44% 8
TOTAL	147

Q20 In the past year, how often have you participated in classroom activities during the school day?

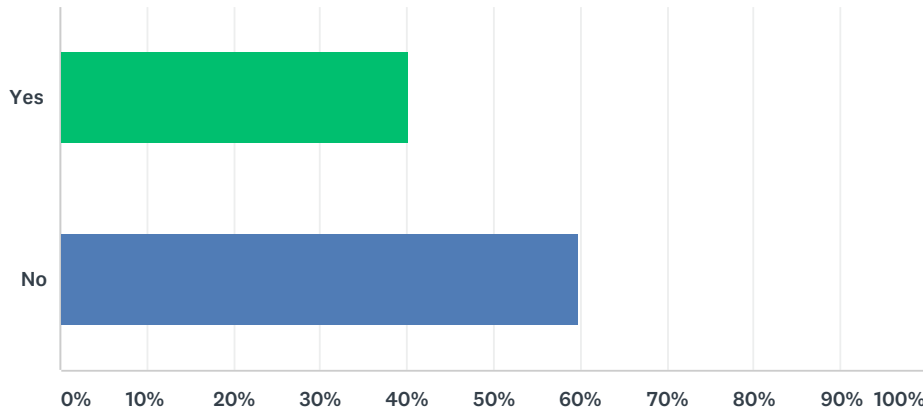
Answered: 147 Skipped: 23



ANSWER CHOICES	RESPONSES	
Never	58.50%	86
Once or twice	35.37%	52
Weekly or more	6.12%	9
TOTAL		147

Q21 Is the cost of fingerprinting a barrier to volunteering at your child's school?

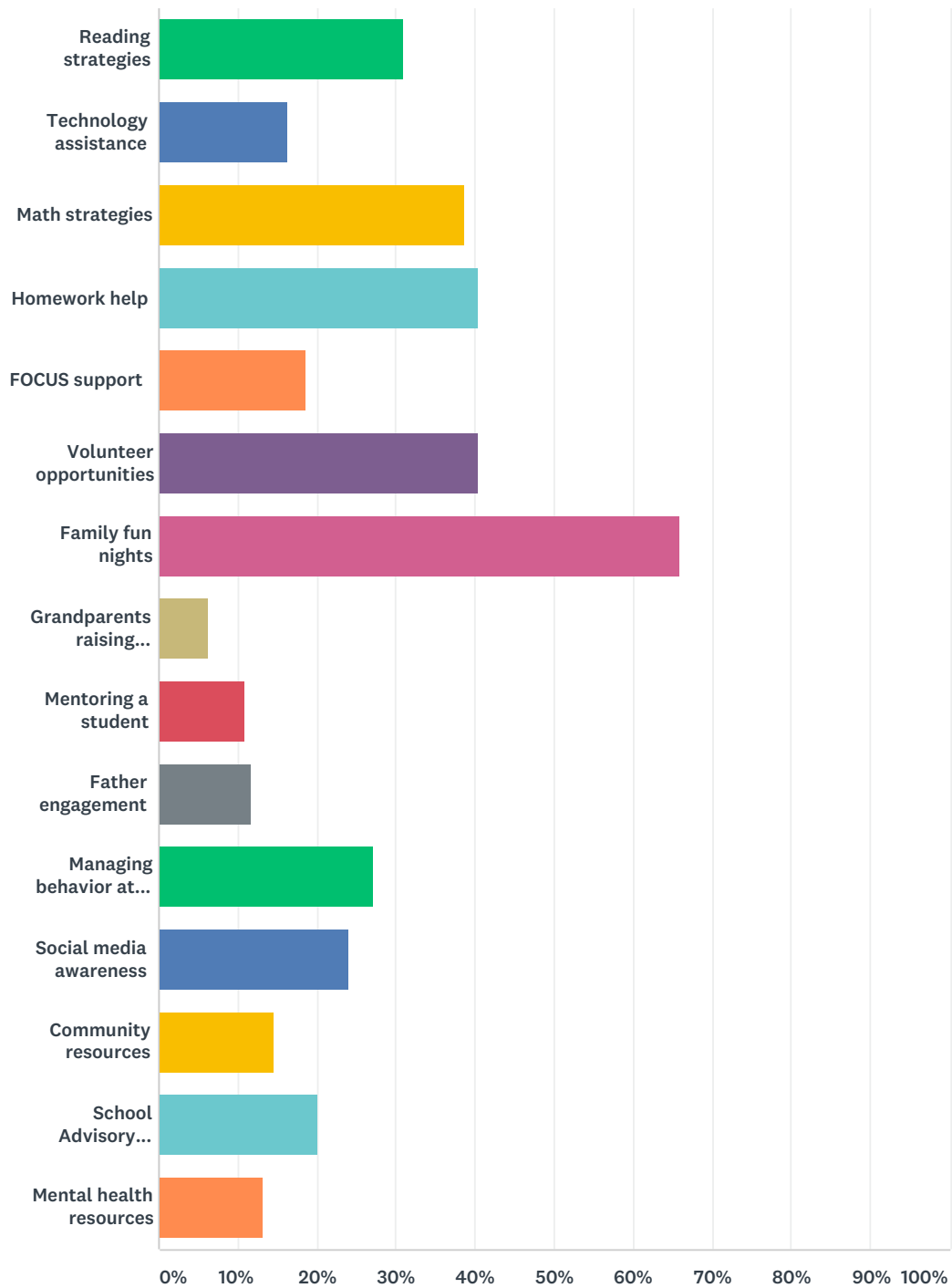
Answered: 147 Skipped: 23



ANSWER CHOICES	RESPONSES	
Yes	40.14%	59
No	59.86%	88
TOTAL		147

Q22 Which of the following informational meetings and activities would you participate in or attend?

Answered: 129 Skipped: 41



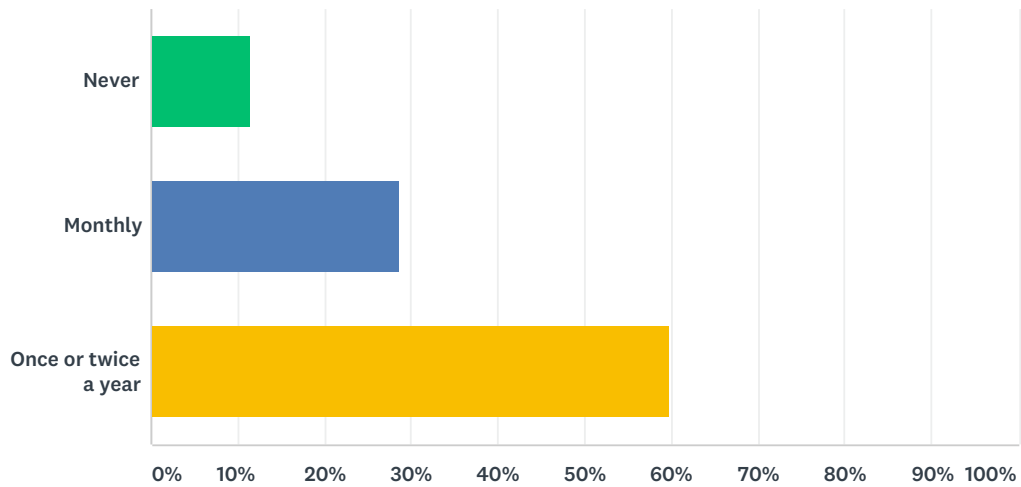
ANSWER CHOICES	RESPONSES	
Reading strategies	31.01%	40
Technology assistance	16.28%	21

Brevard Public Schools Elementary Parent Survey 2018-2019

Math strategies	38.76%	50
Homework help	40.31%	52
FOCUS support	18.60%	24
Volunteer opportunities	40.31%	52
Family fun nights	65.89%	85
Grandparents raising grandchildren	6.20%	8
Mentoring a student	10.85%	14
Father engagement	11.63%	15
Managing behavior at home	27.13%	35
Social media awareness	24.03%	31
Community resources	14.73%	19
School Advisory Council (SAC) or Parent-Teacher Organization (PTO/PTA)	20.16%	26
Mental health resources	13.18%	17
Total Respondents: 129		

Q23 In the past year, how often did you attend a parent meeting or event at your child's school that supported your child's academic success?

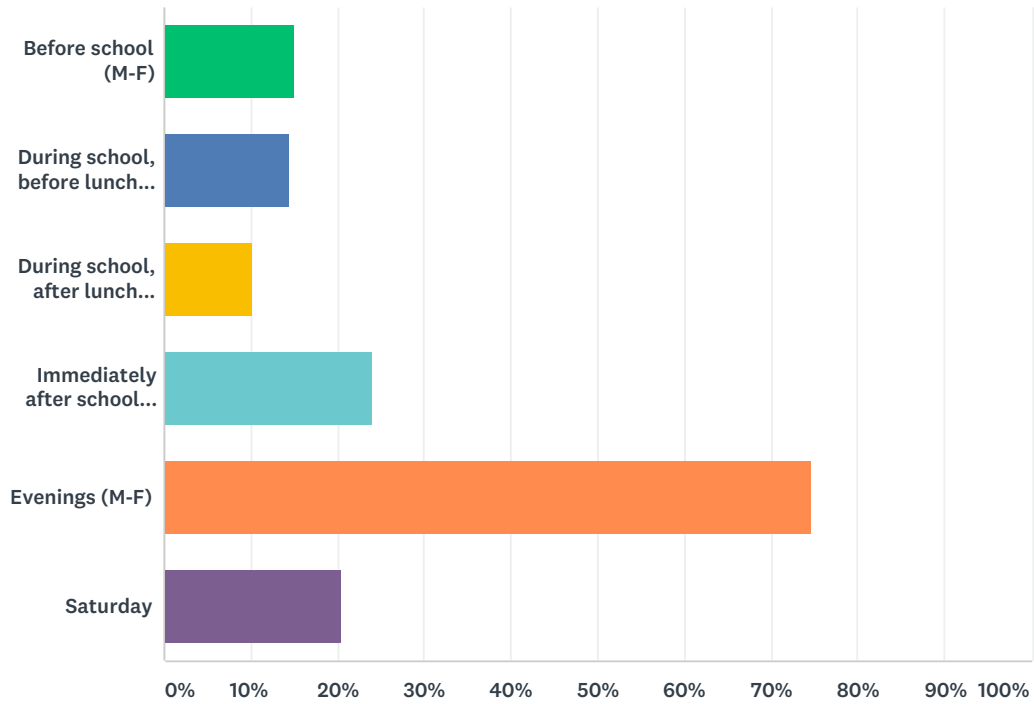
Answered: 147 Skipped: 23



ANSWER CHOICES	RESPONSES	
Never	11.56%	17
Monthly	28.57%	42
Once or twice a year	59.86%	88
TOTAL		147

Q24 When is the best time for you to attend a school event for families?

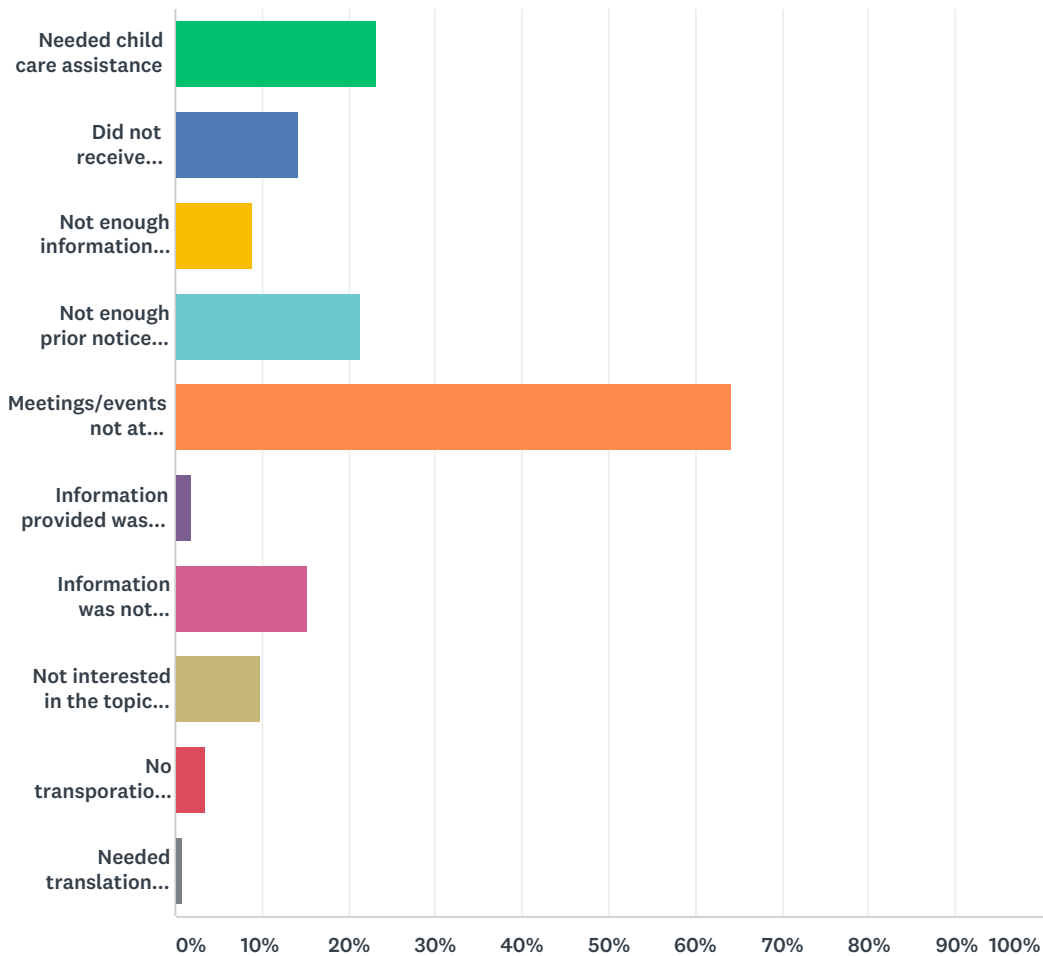
Answered: 146 Skipped: 24



ANSWER CHOICES	RESPONSES	
Before school (M-F)	15.07%	22
During school, before lunch (M-F)	14.38%	21
During school, after lunch (M-F)	10.27%	15
Immediately after school (M-F)	23.97%	35
Evenings (M-F)	74.66%	109
Saturday	20.55%	30
Total Respondents: 146		

Q25 If you were unable to attend informational meetings or academic events, please share why. (check all that apply)

Answered: 112 Skipped: 58

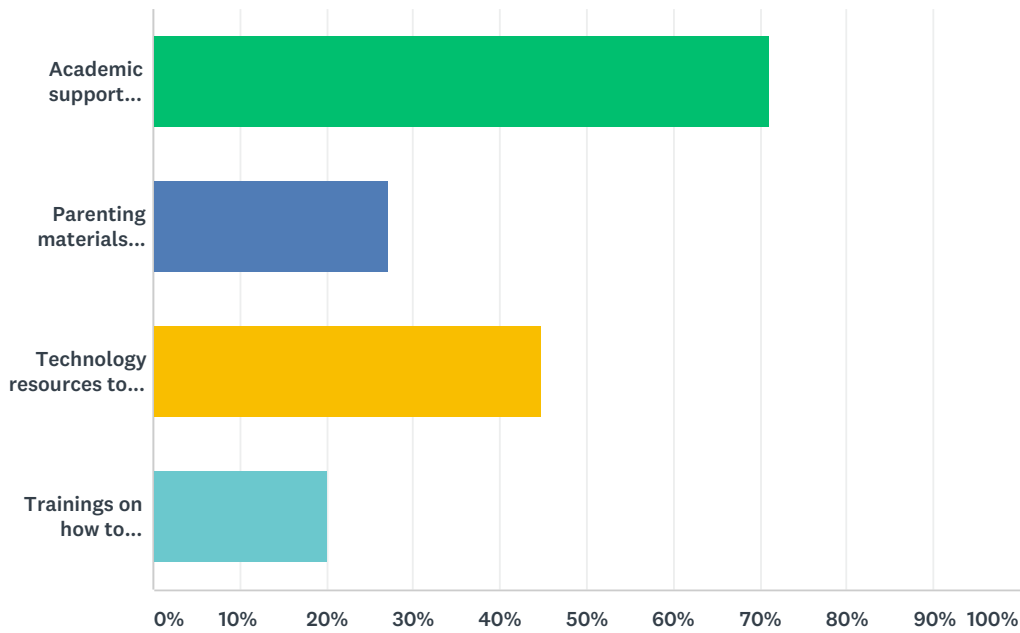


ANSWER CHOICES	RESPONSES	
Needed child care assistance	23.21%	26
Did not receive information about meetings/events	14.29%	16
Not enough information provided	8.93%	10
Not enough prior notice provided	21.43%	24
Meetings/events not at convenient times	64.29%	72
Information provided was difficult to understand	1.79%	2
Information was not relevant to me/my child	15.18%	17
Not interested in the topics presented	9.82%	11
No transportation to get to meetings/events	3.57%	4
Needed translation services	0.89%	1

Total Respondents: 112

Q26 What types of family engagement resources would you use if they were provided at your school?

Answered: 125 Skipped: 45



ANSWER CHOICES	RESPONSES	
Academic support materials for families to use at home	71.20%	89
Parenting materials (articles and books for check out)	27.20%	34
Technology resources to support learning at home	44.80%	56
Trainings on how to participate in school decision-making committees	20.00%	25
Total Respondents: 125		

Q27 What can Brevard Public Schools do to ensure your child is successful in elementary school?

Answered: 54 Skipped: 116

Q28 Please list any possible community organizations and/or businesses that you feel would be ideal school partners:

Answered: 30 Skipped: 140

Q29 What do you feel is working well at your child's school? (This is your chance to brag about your school and share what you like about it!)

Answered: 66 Skipped: 104

Q30 What do you feel is not working, difficult, and/or needs improvement at your child's school? (This is your chance to tell us what you would like to see changed.)

Answered: 62 Skipped: 108