


## Q1 What school does your child attend?

Answered: 24 Skipped: 0

Brevard Public Schools Middle School Parent Survey 2018-2019



ANSWER CHOICES

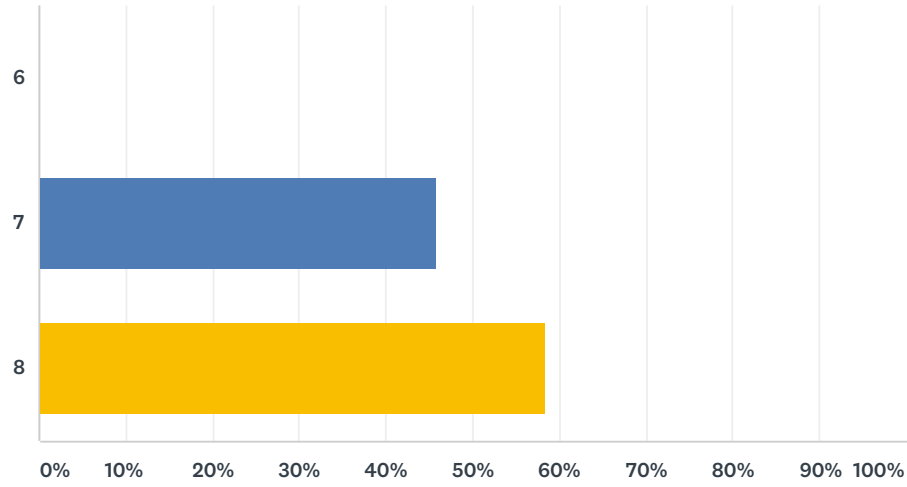
RESPONSES

## Brevard Public Schools Middle School Parent Survey 2018-2019

Brevard Virtual Instruction Program (BVIP)	100.00%	24
Central Middle School	0.00%	0
Cocoa Beach Jr./Sr. High	0.00%	0
Cocoa High	0.00%	0
DeLaura Middle School	0.00%	0
Edgewood Jr./Sr. High	0.00%	0
Hoover Middle School	0.00%	0
Jackson Middle School	0.00%	0
Jefferson Middle School	0.00%	0
Johnson Middle School	0.00%	0
Kennedy Middle School	0.00%	0
Madison Middle School	0.00%	0
McNair Magnet	0.00%	0
Pathways at Gardendale (North/Central Area Alternative Center)	0.00%	0
Pathways at Pine Grove (South Area Alternative Center)	0.00%	0
Southwest Middle School	0.00%	0
Space Coast Jr./Sr. High	0.00%	0
Stone Middle School	0.00%	0
West Shore Jr./Sr. High	0.00%	0
<b>TOTAL</b>		<b>24</b>

## Q2 What is your child's current grade level?

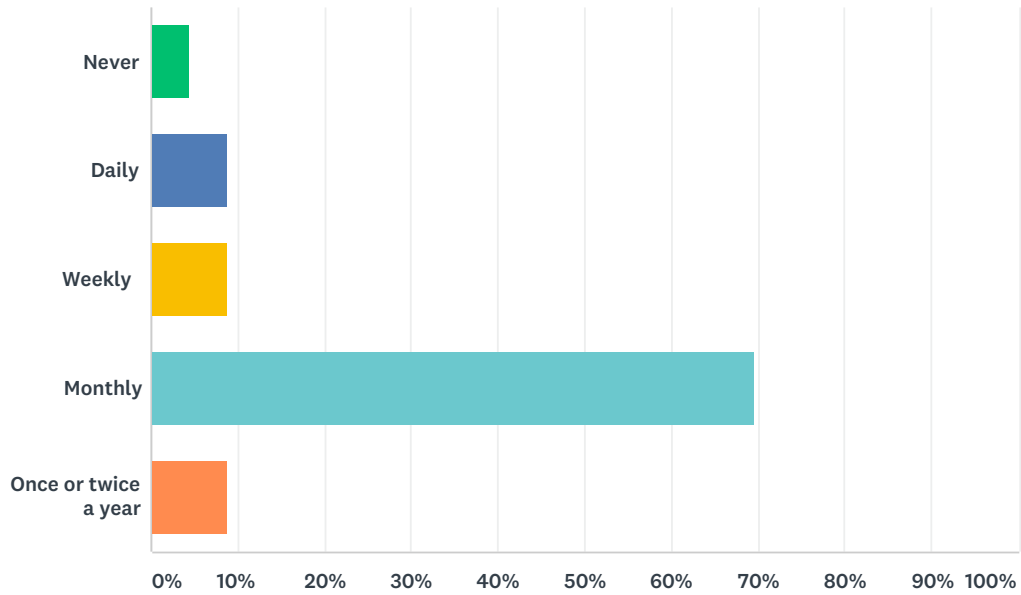
Answered: 24 Skipped: 0



ANSWER CHOICES	RESPONSES	
6	0.00%	0
7	45.83%	11
8	58.33%	14
Total Respondents: 24		

### Q3 How often do you communicate with your child's teachers?

Answered: 23 Skipped: 1

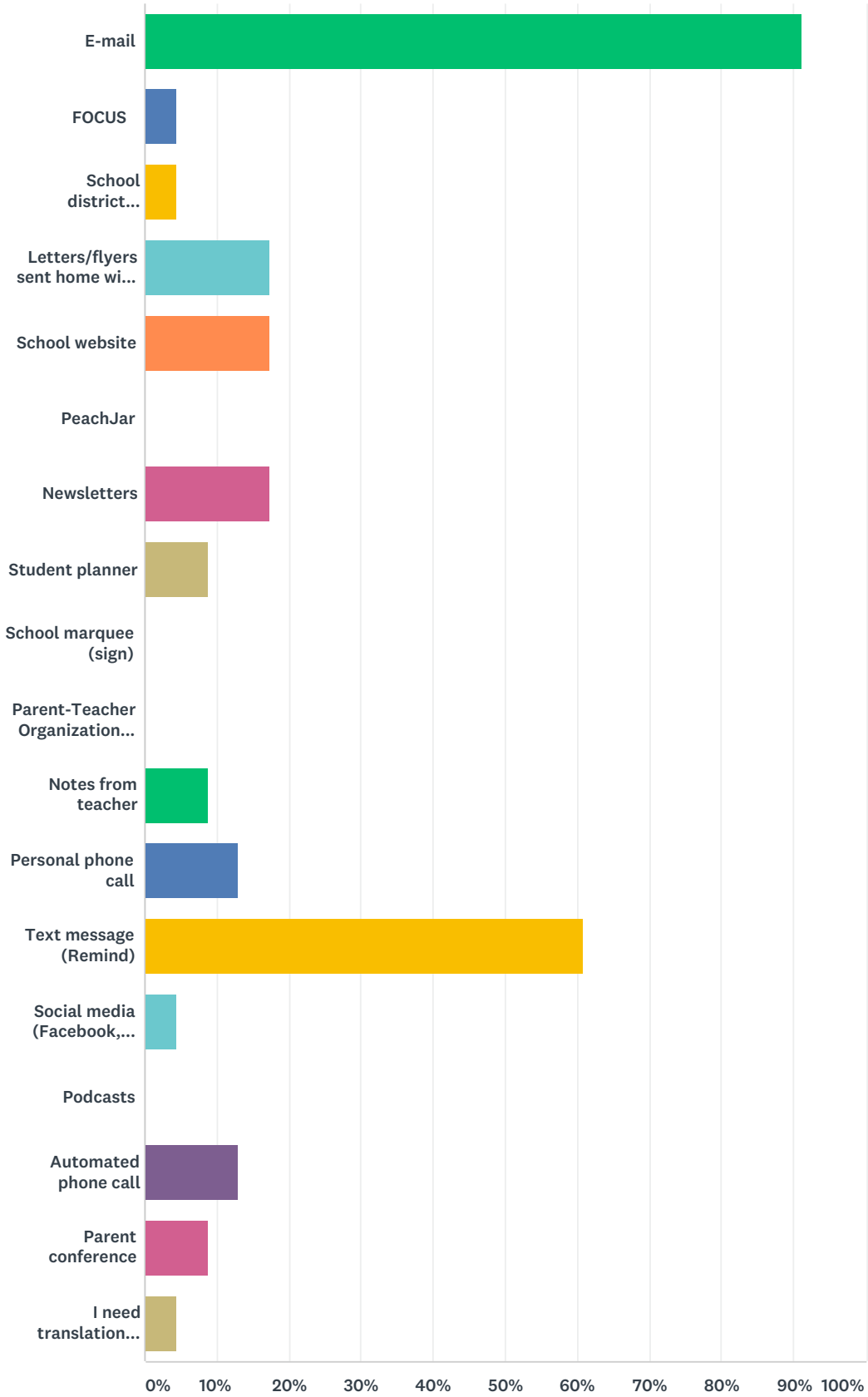


ANSWER CHOICES	RESPONSES	
Never	4.35%	1
Daily	8.70%	2
Weekly	8.70%	2
Monthly	69.57%	16
Once or twice a year	8.70%	2
<b>TOTAL</b>		<b>23</b>

**Q4 How would you prefer to receive information about events and/or your child's progress from the school? (check all that apply)**

Answered: 23 Skipped: 1

Brevard Public Schools Middle School Parent Survey 2018-2019



ANSWER CHOICES	RESPONSES
E-mail	91.30% 21

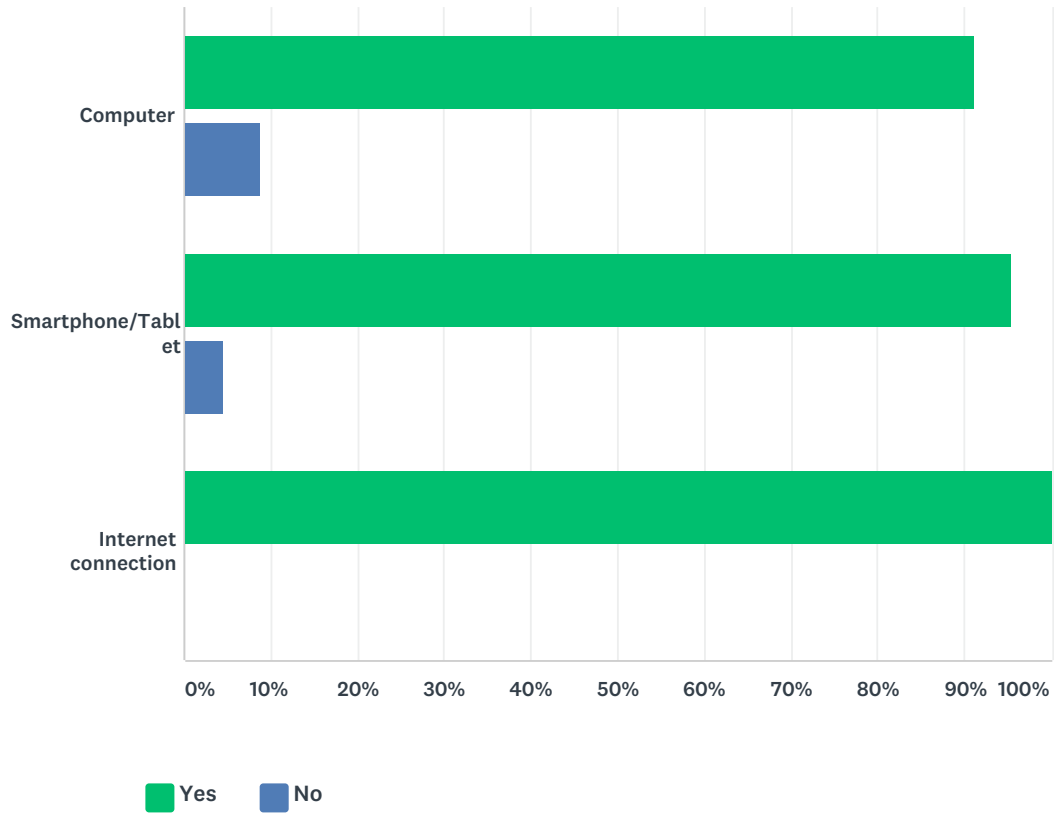
## Brevard Public Schools Middle School Parent Survey 2018-2019

FOCUS	4.35%	1
School district website	4.35%	1
Letters/flyers sent home with students	17.39%	4
School website	17.39%	4
PeachJar	0.00%	0
Newsletters	17.39%	4
Student planner	8.70%	2
School marquee (sign)	0.00%	0
Parent-Teacher Organization (PTO/PTA)	0.00%	0
Notes from teacher	8.70%	2
Personal phone call	13.04%	3
Text message (Remind)	60.87%	14
Social media (Facebook, Twitter)	4.35%	1
Podcasts	0.00%	0
Automated phone call	13.04%	3
Parent conference	8.70%	2
I need translation assistance	4.35%	1
Total Respondents: 23		



### Q5 Does your child have access to a computer and internet connection outside of school?

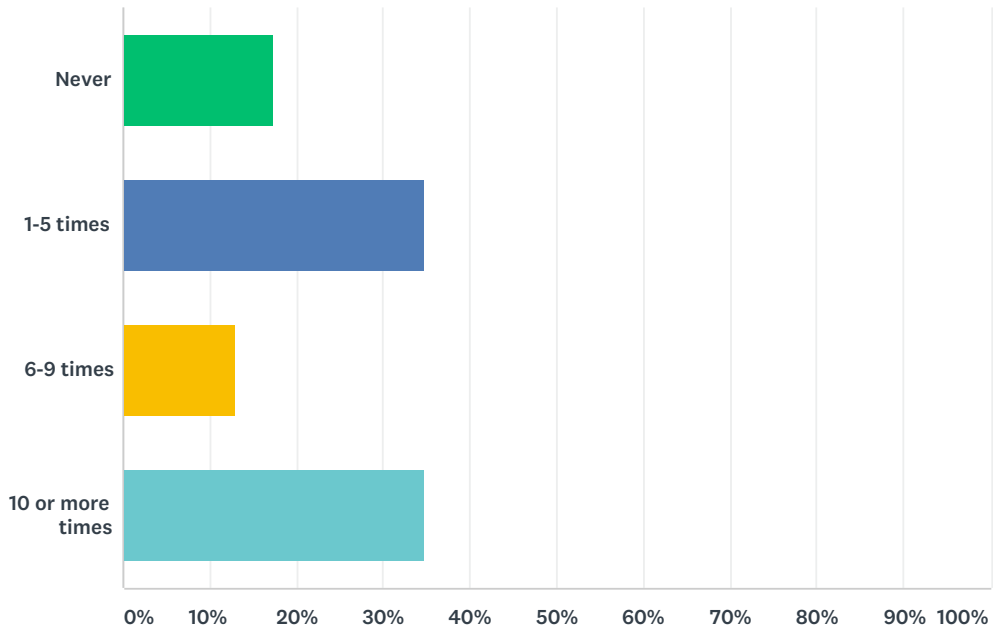
Answered: 23 Skipped: 1



	YES	NO	TOTAL
Computer	91.30% 21	8.70% 2	23
Smartphone/Tablet	95.45% 21	4.55% 1	22
Internet connection	100.00% 23	0.00% 0	23

## Q6 How many times per month do you access the school website?

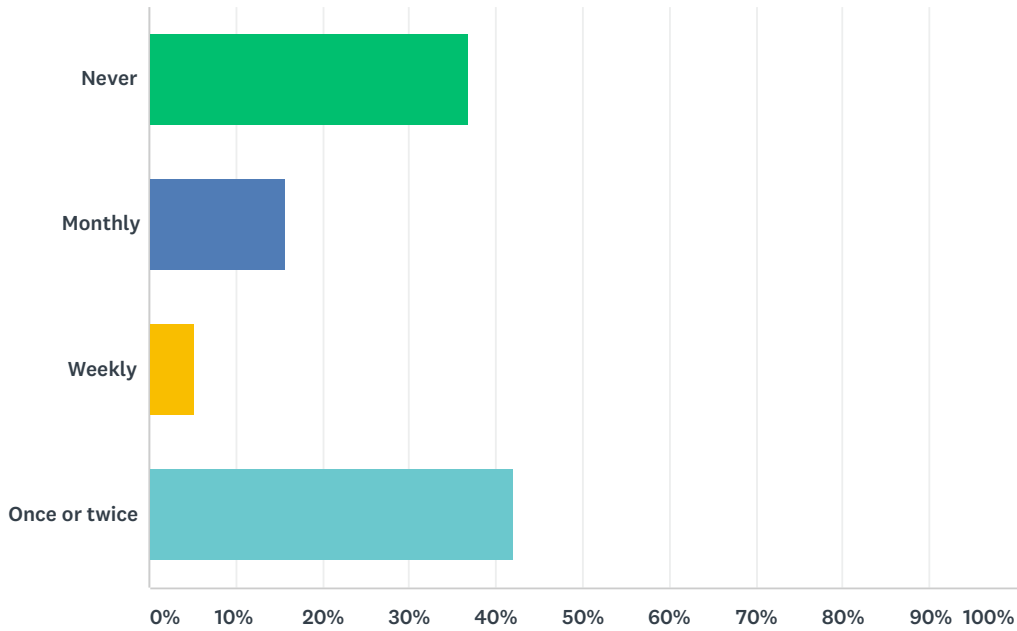
Answered: 23 Skipped: 1



ANSWER CHOICES	RESPONSES	
Never	17.39%	4
1-5 times	34.78%	8
6-9 times	13.04%	3
10 or more times	34.78%	8
TOTAL		23

### Q7 In the past year, how often did you participate in family engagement activities, events or programs at your child's school?

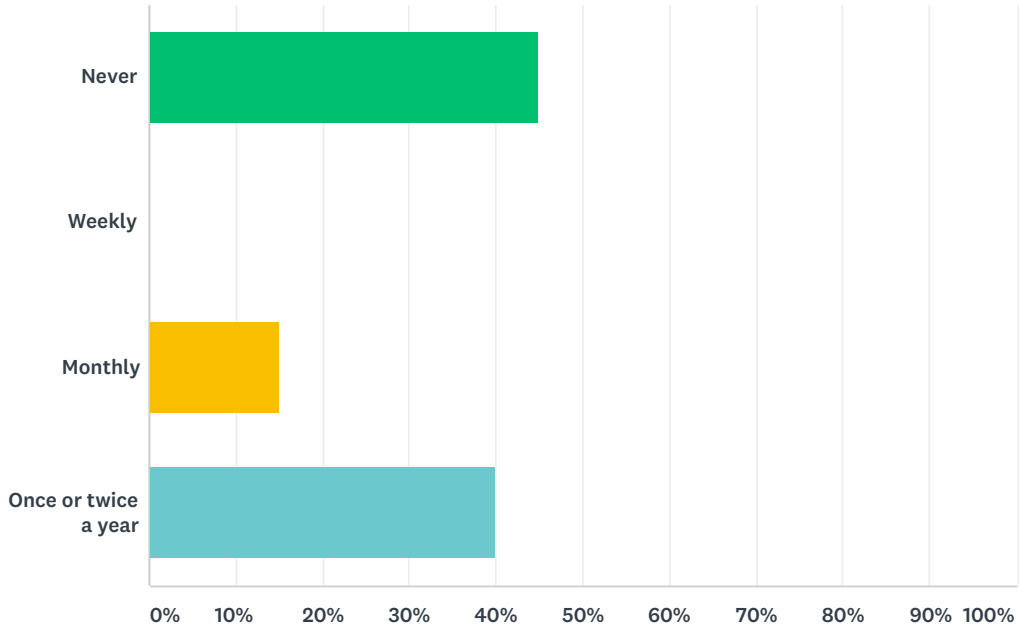
Answered: 19 Skipped: 5



ANSWER CHOICES	RESPONSES	
Never	36.84%	7
Monthly	15.79%	3
Weekly	5.26%	1
Once or twice	42.11%	8
<b>TOTAL</b>		<b>19</b>

### Q8 How often did you participate in school events because your child encouraged you to be involved?

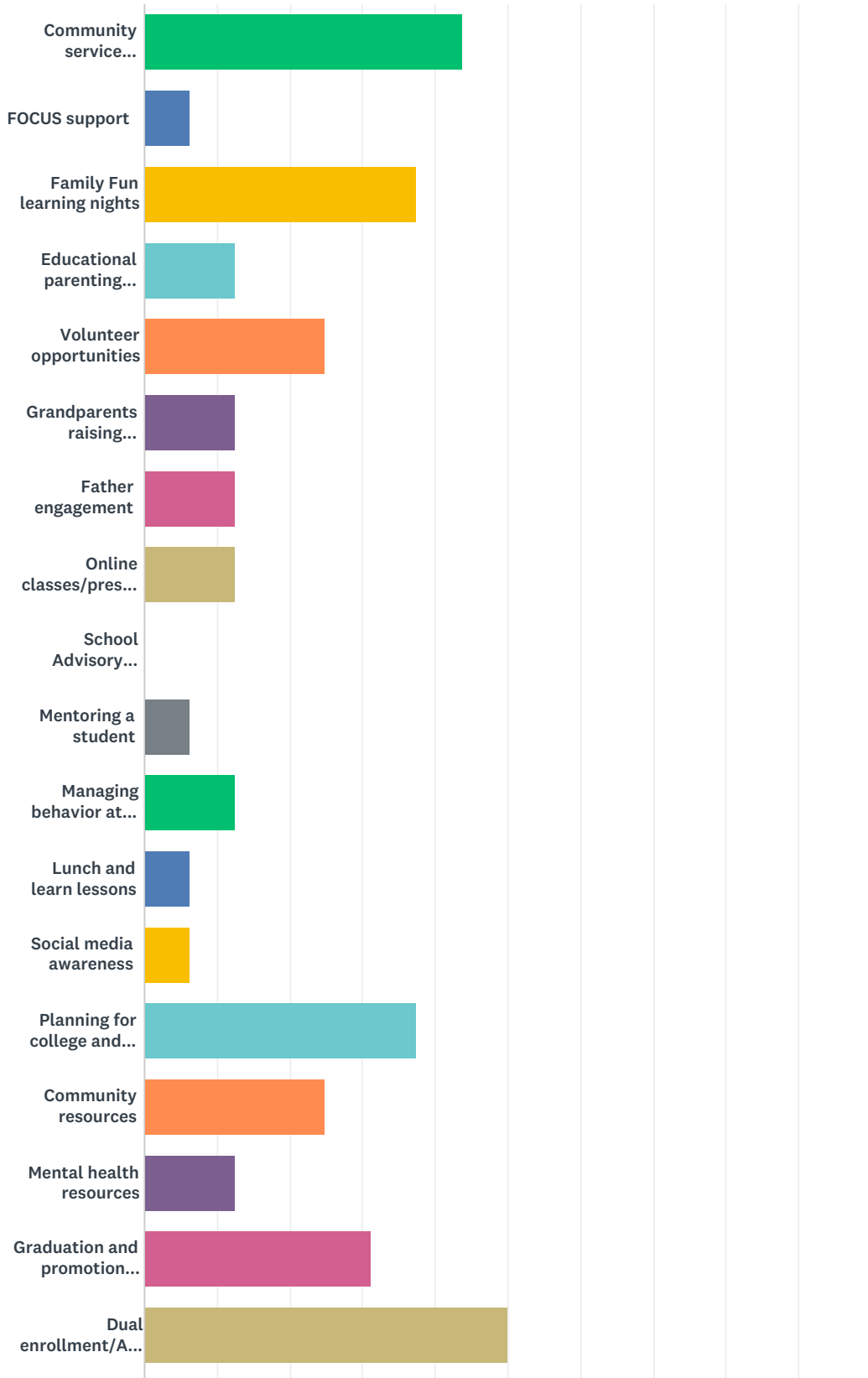
Answered: 20 Skipped: 4



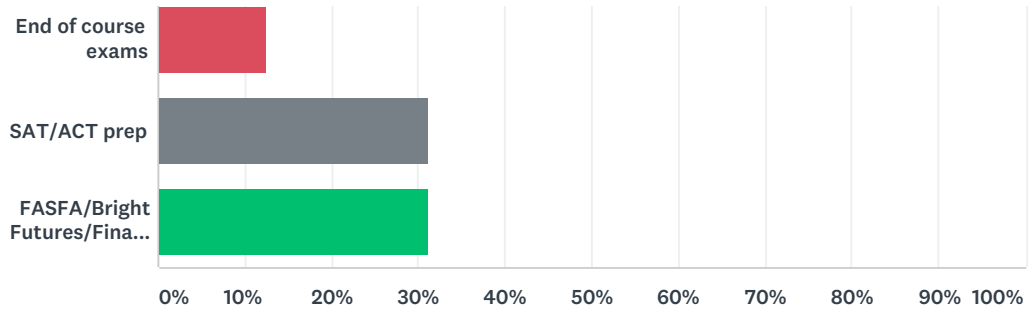
ANSWER CHOICES	RESPONSES	
Never	45.00%	9
Weekly	0.00%	0
Monthly	15.00%	3
Once or twice a year	40.00%	8
<b>TOTAL</b>		<b>20</b>

### Q9 Which of the following informational meetings and activities would you be interested in participating in or attending? (Check all that apply)

Answered: 16 Skipped: 8



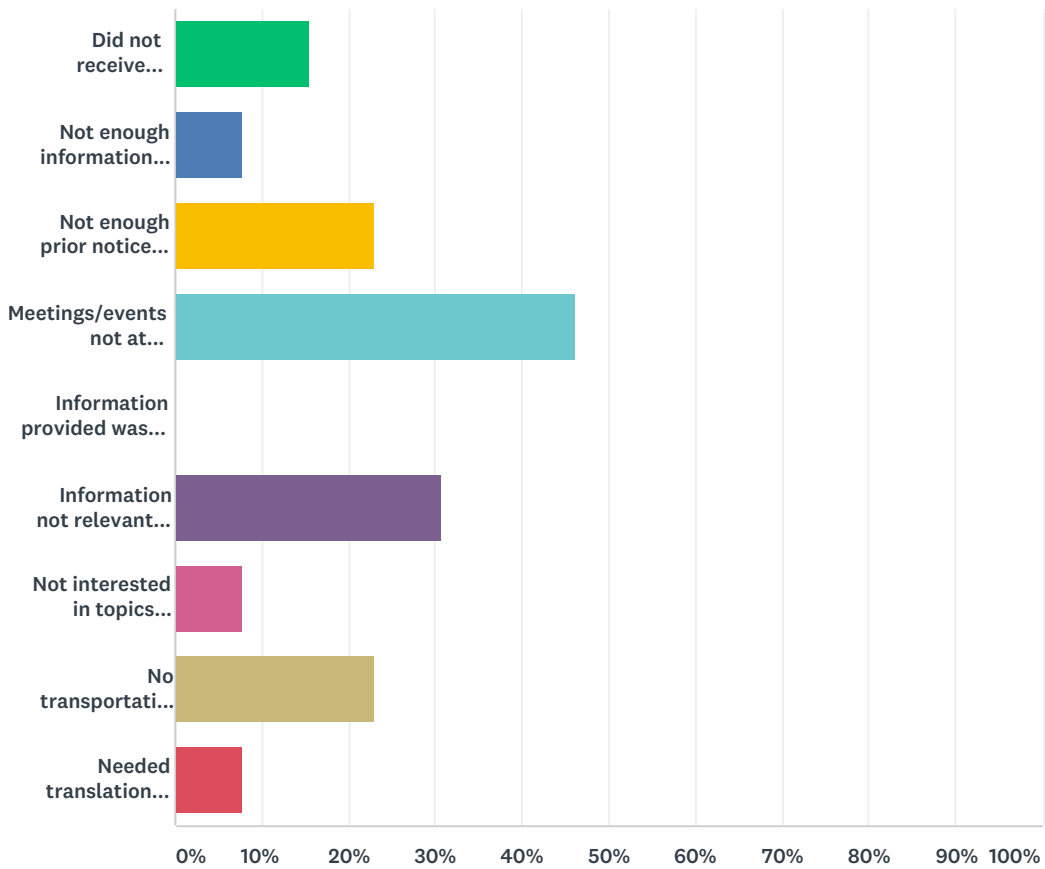
## Brevard Public Schools Middle School Parent Survey 2018-2019



ANSWER CHOICES	RESPONSES	
Community service projects with staff/students	43.75%	7
FOCUS support	6.25%	1
Family Fun learning nights	37.50%	6
Educational parenting workshops/classes	12.50%	2
Volunteer opportunities	25.00%	4
Grandparents raising grandchildren	12.50%	2
Father engagement	12.50%	2
Online classes/presentations	12.50%	2
School Advisory Council (SAC) or Parent Teacher Organization (PTO)	0.00%	0
Mentoring a student	6.25%	1
Managing behavior at home	12.50%	2
Lunch and learn lessons	6.25%	1
Social media awareness	6.25%	1
Planning for college and career	37.50%	6
Community resources	25.00%	4
Mental health resources	12.50%	2
Graduation and promotion requirements	31.25%	5
Dual enrollment/Advanced Placement courses	50.00%	8
End of course exams	12.50%	2
SAT/ACT prep	31.25%	5
FASFA/Bright Futures/Financial aid options	31.25%	5
Total Respondents: 16		

### Q10 If you were unable to attend informational meetings or academic events, please share why. (Check all that apply)

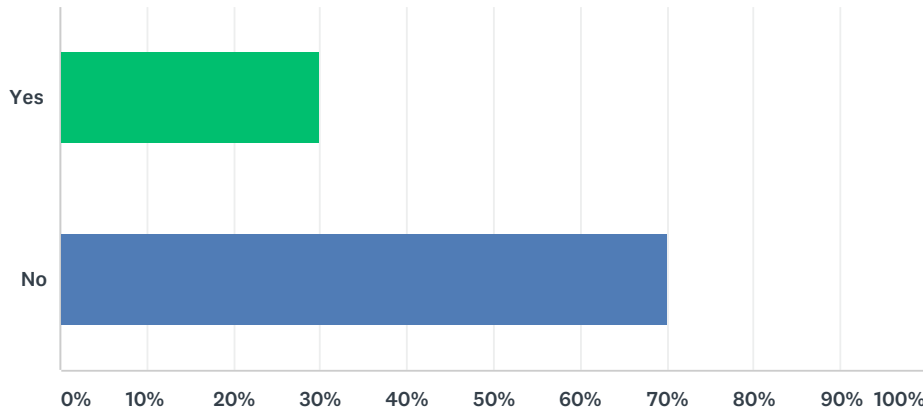
Answered: 13 Skipped: 11



ANSWER CHOICES	RESPONSES	
Did not receive information about meetings/events	15.38%	2
Not enough information provided	7.69%	1
Not enough prior notice provided	23.08%	3
Meetings/events not at convenient times	46.15%	6
Information provided was difficult to understand	0.00%	0
Information not relevant to me/my child	30.77%	4
Not interested in topics presented	7.69%	1
No transportation to get to meetings/events	23.08%	3
Needed translation services	7.69%	1
Total Respondents: 13		

### Q11 Is the cost of fingerprinting a barrier to volunteering at your child's school?

Answered: 20 Skipped: 4

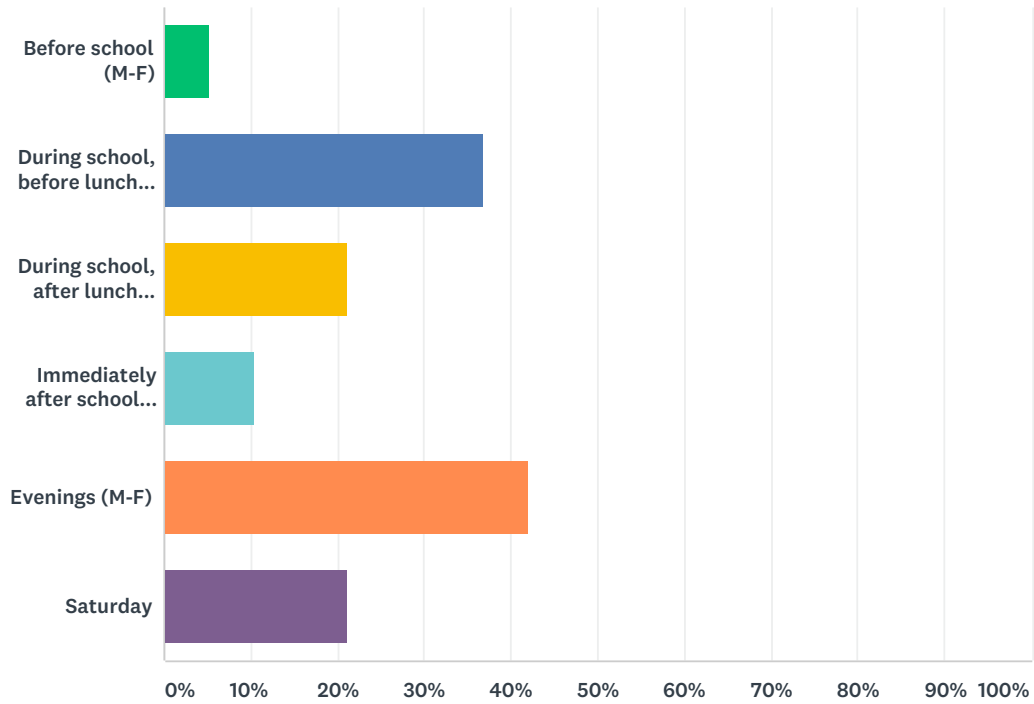


ANSWER CHOICES	RESPONSES	
Yes	30.00%	6
No	70.00%	14
TOTAL		20



## Q12 When is the best time for you to attend a school event for families?

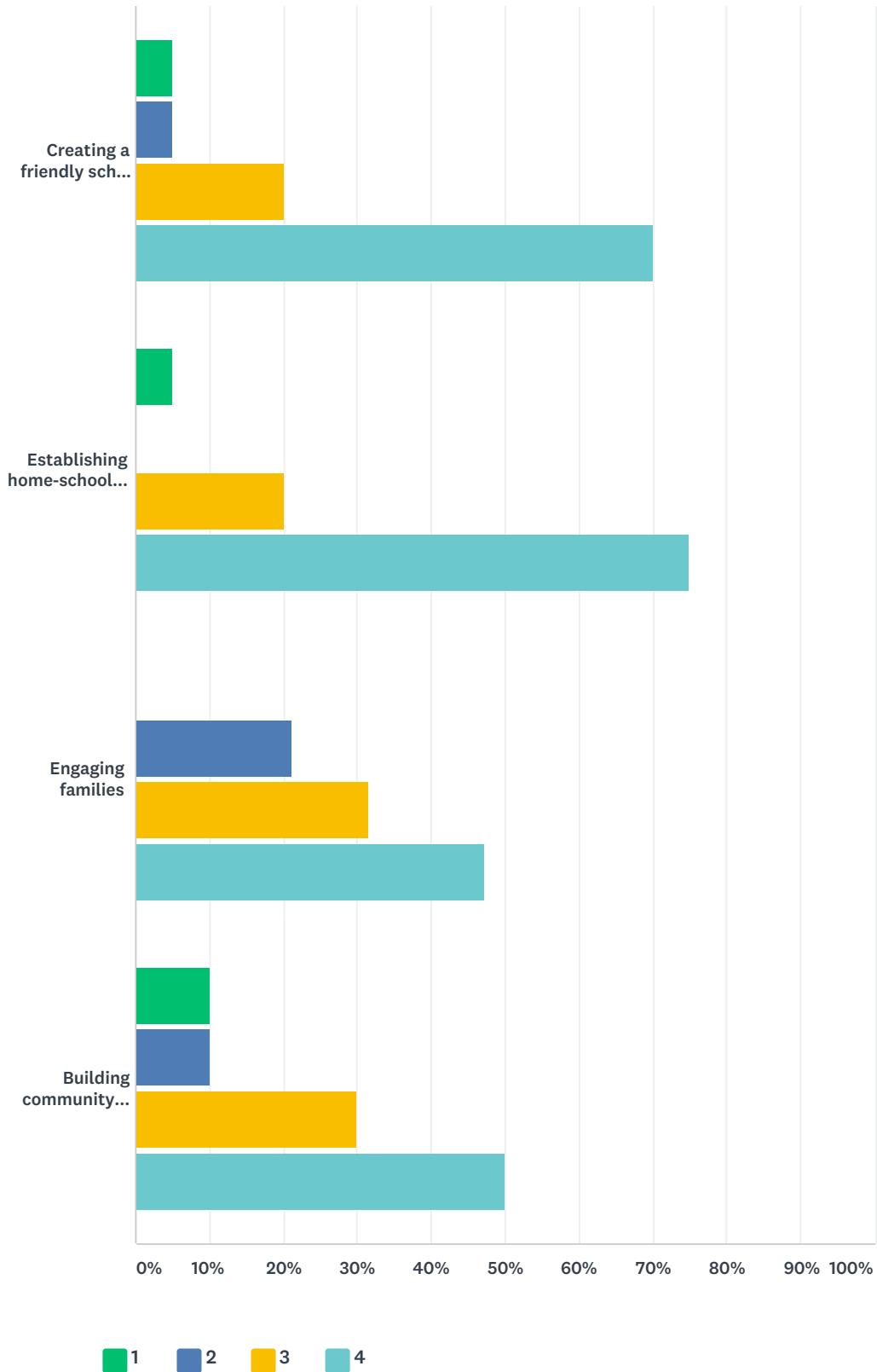
Answered: 19 Skipped: 5



ANSWER CHOICES	RESPONSES	
Before school (M-F)	5.26%	1
During school, before lunch (M-F)	36.84%	7
During school, after lunch (M-F)	21.05%	4
Immediately after school (M-F)	10.53%	2
Evenings (M-F)	42.11%	8
Saturday	21.05%	4
Total Respondents: 19		

Q13 Please rank the following from 1 (not well) through 4 (extremely well) according to how well your child's school supports each area:

Answered: 20 Skipped: 4



Brevard Public Schools Middle School Parent Survey 2018-2019

	1	2	3	4	TOTAL	WEIGHTED AVERAGE
Creating a friendly school climate	5.00% 1	5.00% 1	20.00% 4	70.00% 14	20	3.55
Establishing home-school communications	5.00% 1	0.00% 0	20.00% 4	75.00% 15	20	3.65
Engaging families	0.00% 0	21.05% 4	31.58% 6	47.37% 9	19	3.26
Building community partnerships	10.00% 2	10.00% 2	30.00% 6	50.00% 10	20	3.20

**Q14 In what ways can family engagement be strengthened at your child's school?**

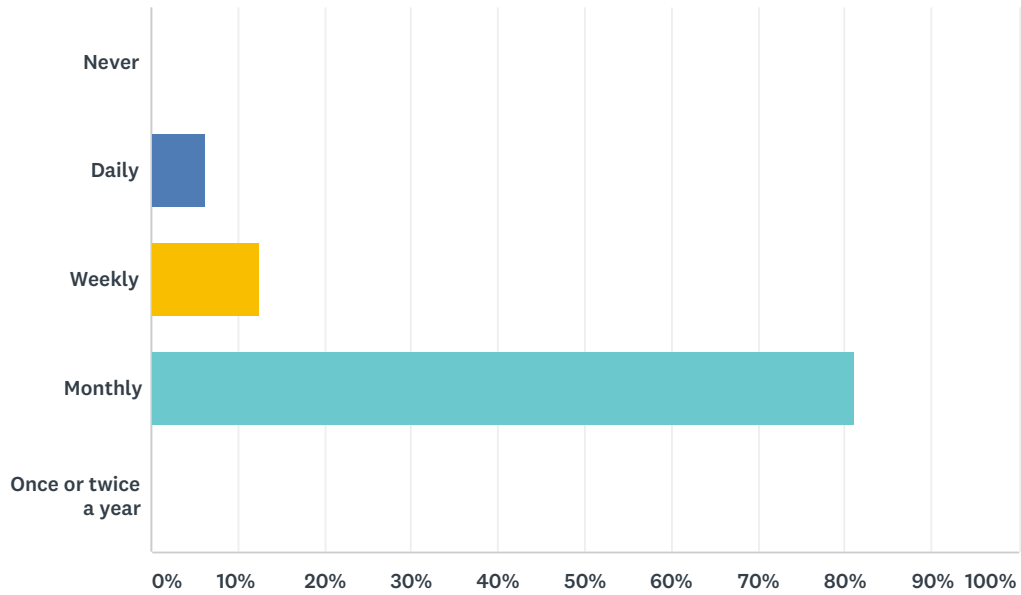
Answered: 11 Skipped: 13

**Q15 Please list any possible community organizations and/or businesses that you feel would be ideal school partners:**

Answered: 7 Skipped: 17

## Q16 How often do you communicate with your child's teachers?

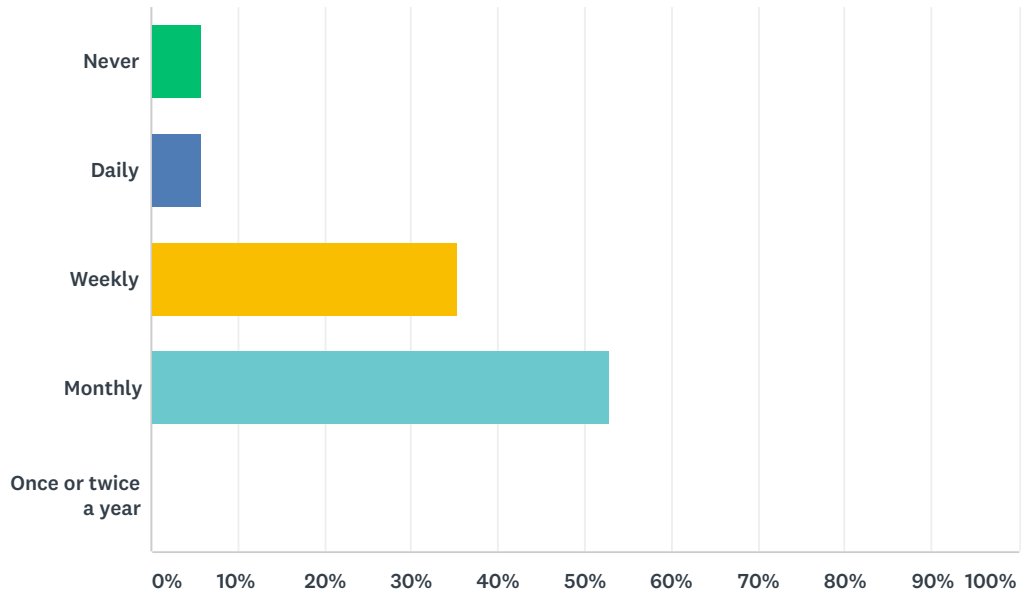
Answered: 16 Skipped: 8



ANSWER CHOICES	RESPONSES	
Never	0.00%	0
Daily	6.25%	1
Weekly	12.50%	2
Monthly	81.25%	13
Once or twice a year	0.00%	0
<b>TOTAL</b>		<b>16</b>

### Q17 How often do your child's teachers communciate with you about your child's progress?

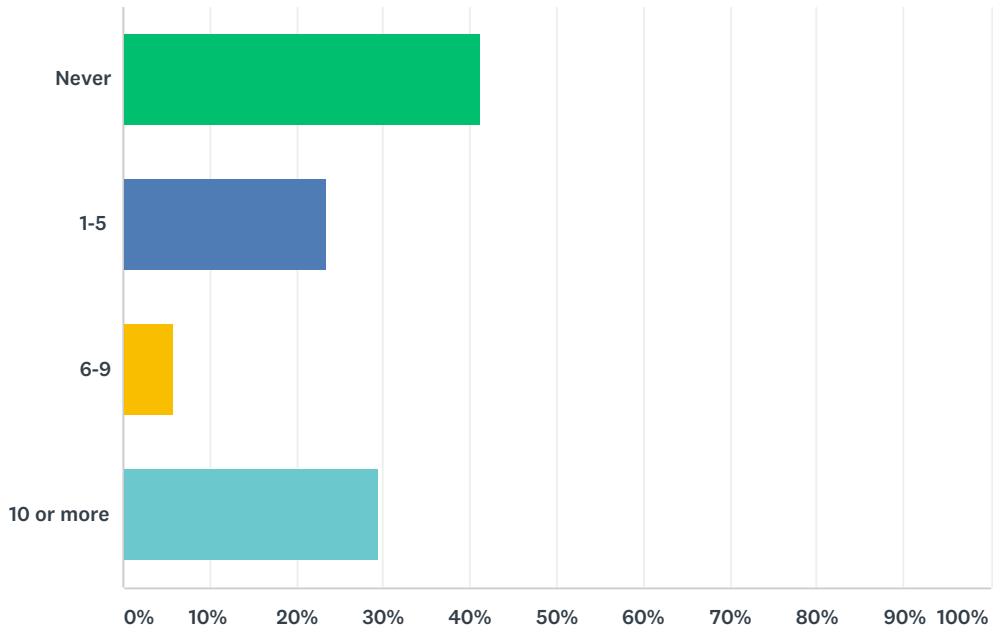
Answered: 17 Skipped: 7



ANSWER CHOICES	RESPONSES	
Never	5.88%	1
Daily	5.88%	1
Weekly	35.29%	6
Monthly	52.94%	9
Once or twice a year	0.00%	0
<b>TOTAL</b>		<b>17</b>

## Q18 How many times per month do you access your child's grades through FOCUS?

Answered: 17 Skipped: 7

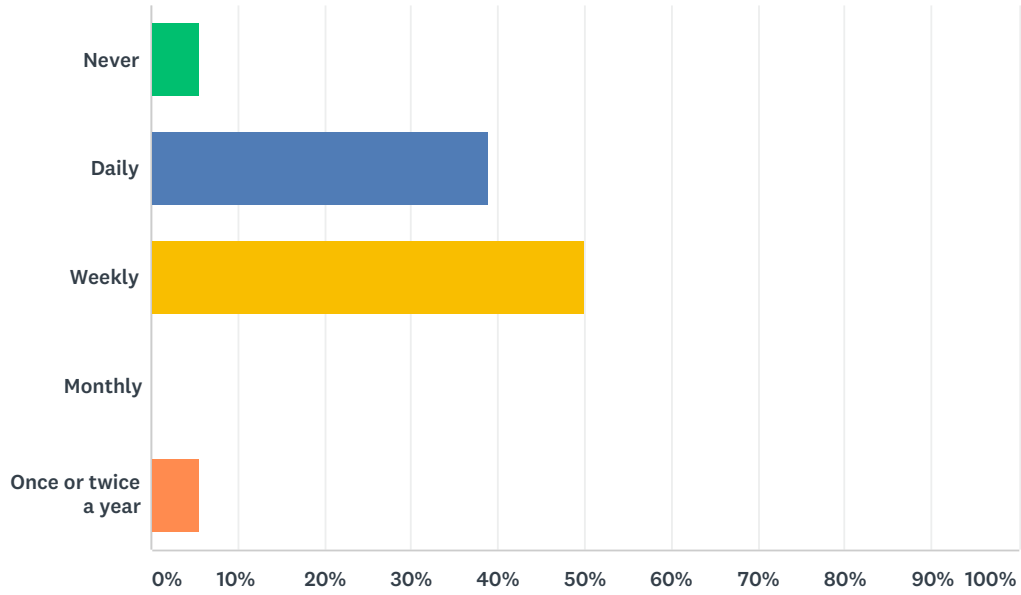


ANSWER CHOICES	RESPONSES	
Never	41.18%	7
1-5	23.53%	4
6-9	5.88%	1
10 or more	29.41%	5
TOTAL		17



### Q19 How often do you work with your child on class assignments?

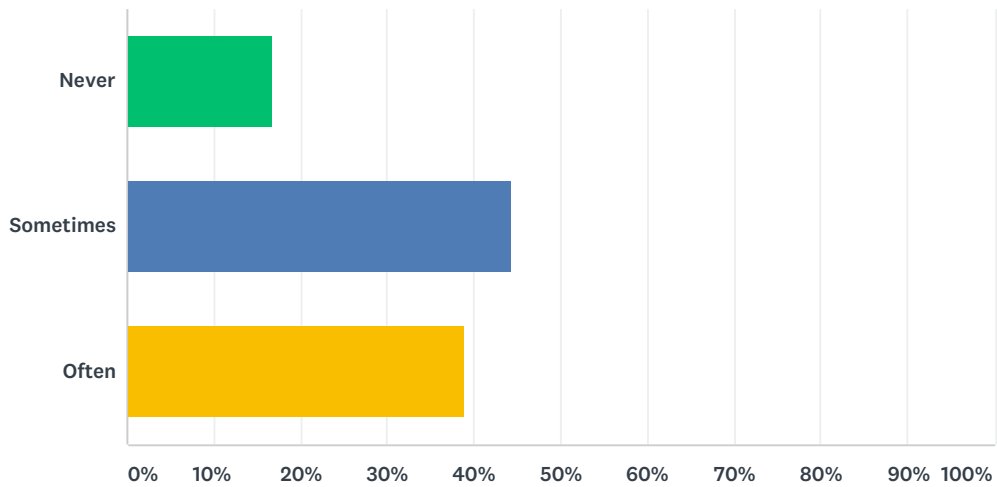
Answered: 18 Skipped: 6



ANSWER CHOICES	RESPONSES
Never	5.56% 1
Daily	38.89% 7
Weekly	50.00% 9
Monthly	0.00% 0
Once or twice a year	5.56% 1
<b>TOTAL</b>	<b>18</b>

## Q20 How often does your child's school or teachers provide you with information about ways you can help your child's learning at home?

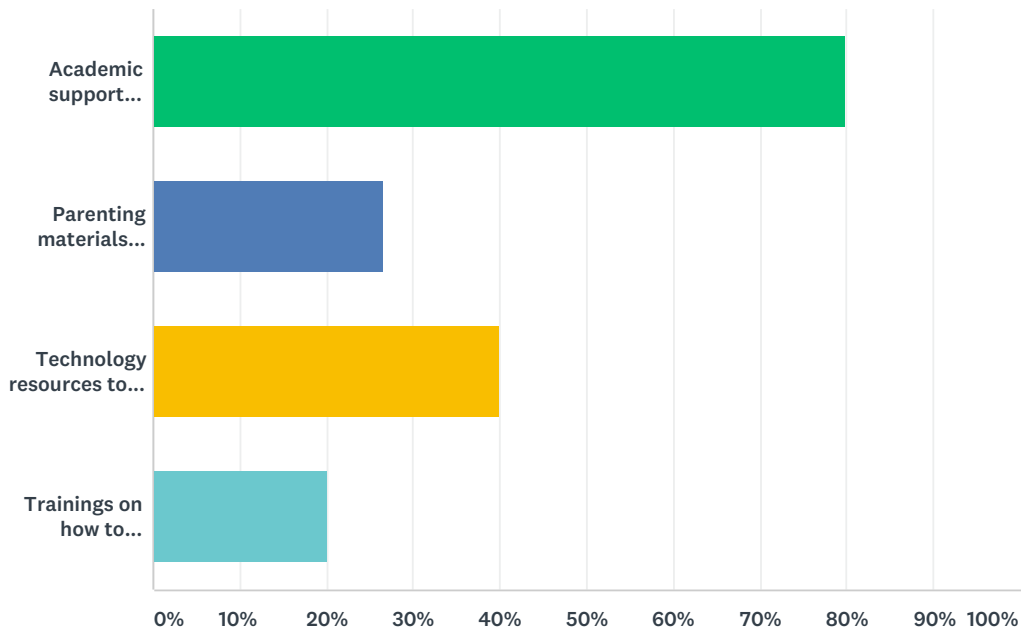
Answered: 18 Skipped: 6



ANSWER CHOICES	RESPONSES	
Never	16.67%	3
Sometimes	44.44%	8
Often	38.89%	7
TOTAL		18

## Q21 What types of family engagement resources would you use if they were provided at your school?

Answered: 15 Skipped: 9



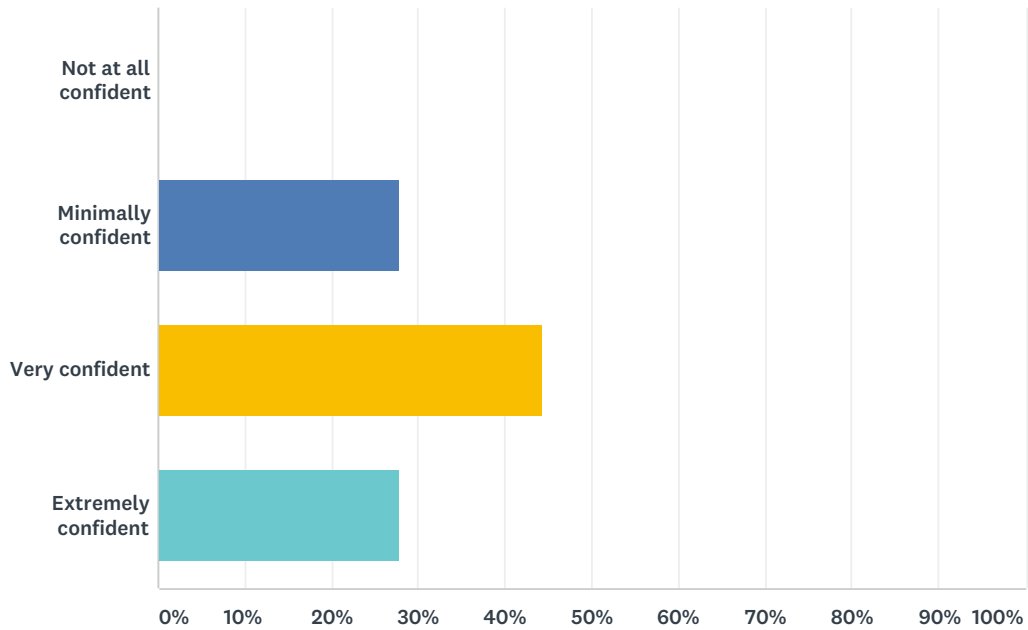
ANSWER CHOICES	RESPONSES	
Academic support materials for families to use at home	80.00%	12
Parenting materials (books and articles for check out)	26.67%	4
Technology resources to support learning at home	40.00%	6
Trainings on how to participate in school decision-making committees	20.00%	3
Total Respondents: 15		

**Q22 What support do you need from the school to ensure your child moves successfully from one grade to the next?**

Answered: 8 Skipped: 16

## Q23 How confident are you in your ability to help your child make choices about the programs and courses they need to take in preparation for high school?

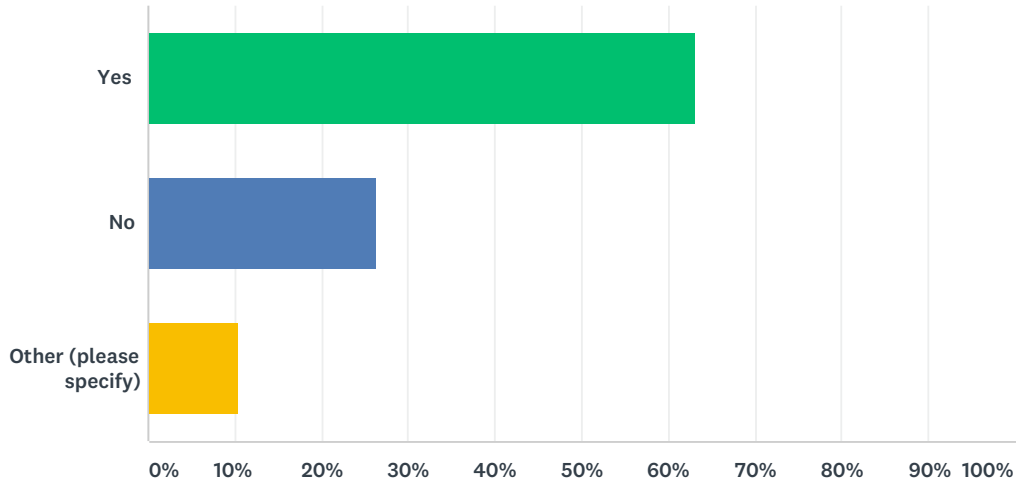
Answered: 18 Skipped: 6



ANSWER CHOICES	RESPONSES	
Not at all confident	0.00%	0
Minimally confident	27.78%	5
Very confident	44.44%	8
Extremely confident	27.78%	5
TOTAL		18

### Q24 Have you been given opportunities to provide input and feedback into school decisions (school improvement, Title I services, event planning, discipline)?

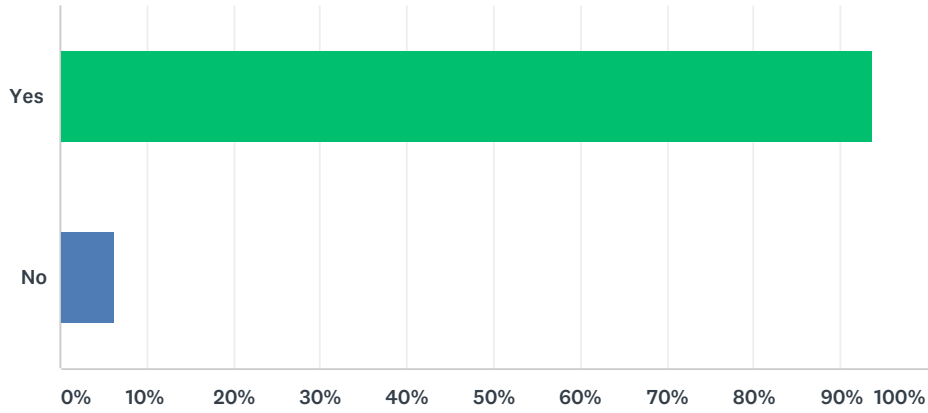
Answered: 19 Skipped: 5



ANSWER CHOICES	RESPONSES	
Yes	63.16%	12
No	26.32%	5
Other (please specify)	10.53%	2
<b>TOTAL</b>		<b>19</b>

### Q25 Do you feel your child's school values input from families?

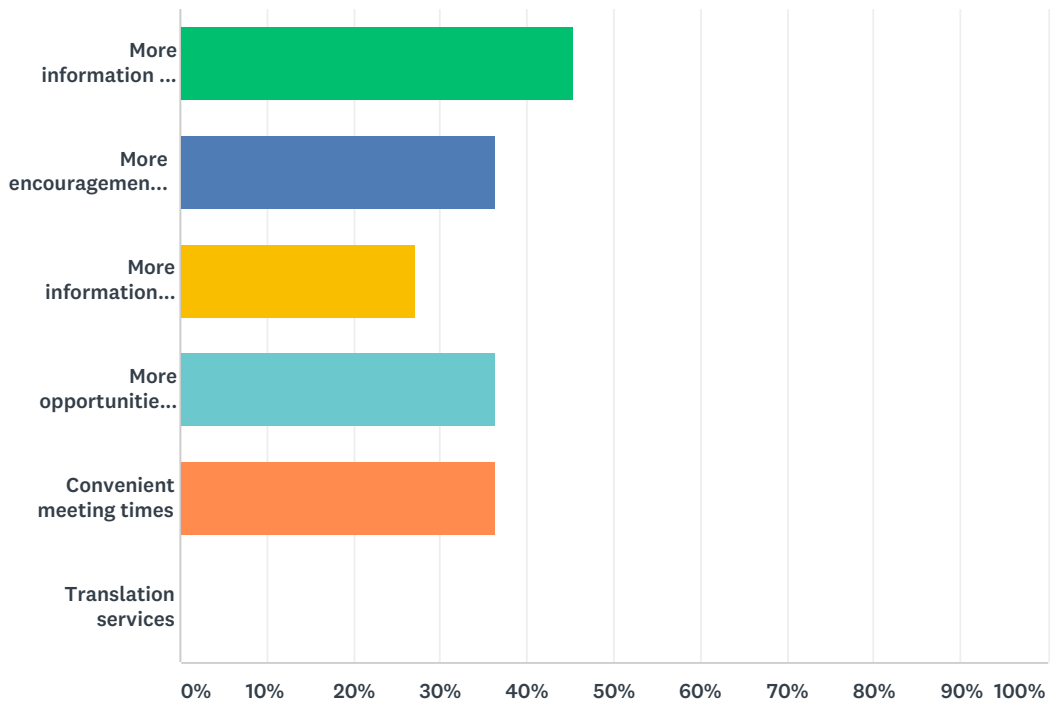
Answered: 16 Skipped: 8



ANSWER CHOICES	RESPONSES	
Yes	93.75%	15
No	6.25%	1
TOTAL		16

## Q26 How could your school assist you in playing a more active role in school decision-making?

Answered: 11 Skipped: 13

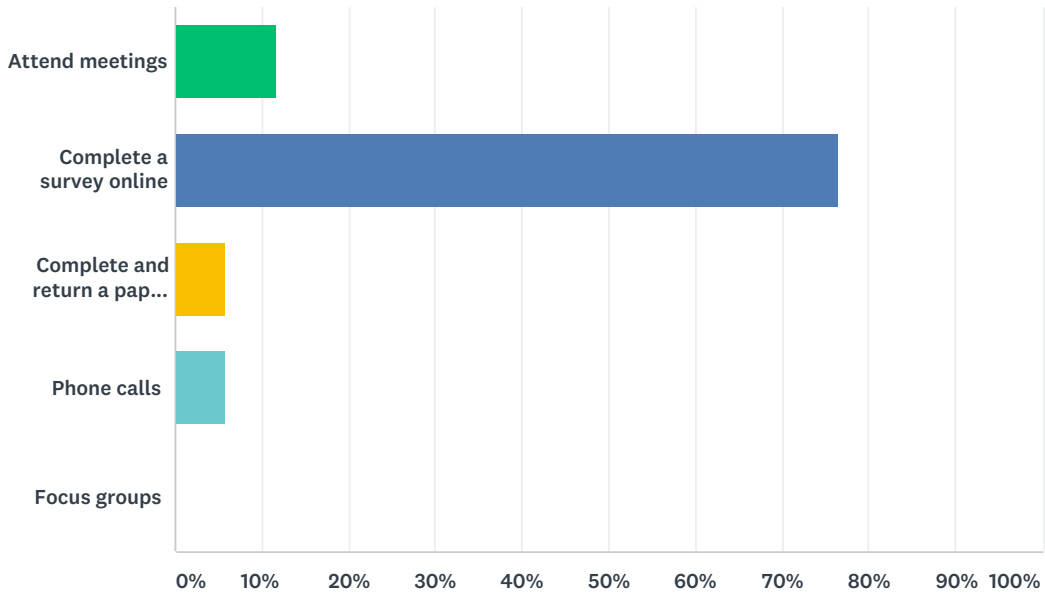


ANSWER CHOICES	RESPONSES	
More information on how to become engaged	45.45%	5
More encouragement from the school to become engaged	36.36%	4
More information about school issues to be addressed	27.27%	3
More opportunities to share my opinion about school issues	36.36%	4
Convenient meeting times	36.36%	4
Translation services	0.00%	0
Total Respondents: 11		



## Q27 What is the best way for you to provide input regarding your child's school?

Answered: 17 Skipped: 7



ANSWER CHOICES	RESPONSES	
Attend meetings	11.76%	2
Complete a survey online	76.47%	13
Complete and return a paper survey	5.88%	1
Phone calls	5.88%	1
Focus groups	0.00%	0
<b>TOTAL</b>		<b>17</b>

**Q28 What do you feel is working well at your child's school? (This is your chance to brag about your school and share what you like about it!)**

Answered: 12 Skipped: 12

**Q29 What do you feel is not working, difficult, and/or needs improvement at your child's school? (This is your chance to tell us what you would like to see change.)**

Answered: 7 Skipped: 17