


Q1 What school does your child attend?

Answered: 221 Skipped: 0

Brevard Public Schools Middle School Parent Survey 2018-2019



ANSWER CHOICES

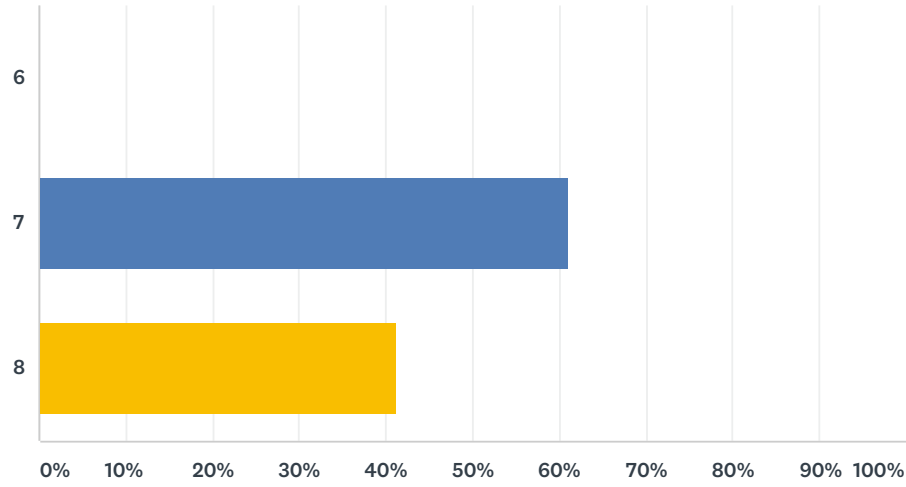
RESPONSES

Brevard Public Schools Middle School Parent Survey 2018-2019

Central Middle School	100.00%	221
Brevard Virtual Instruction Program (BVIP)	0.00%	0
Cocoa Beach Jr./Sr. High	0.00%	0
Cocoa High	0.00%	0
DeLaura Middle School	0.00%	0
Edgewood Jr./Sr. High	0.00%	0
Hoover Middle School	0.00%	0
Jackson Middle School	0.00%	0
Jefferson Middle School	0.00%	0
Johnson Middle School	0.00%	0
Kennedy Middle School	0.00%	0
Madison Middle School	0.00%	0
McNair Magnet	0.00%	0
Pathways at Gardendale (North/Central Area Alternative Center)	0.00%	0
Pathways at Pine Grove (South Area Alternative Center)	0.00%	0
Southwest Middle School	0.00%	0
Space Coast Jr./Sr. High	0.00%	0
Stone Middle School	0.00%	0
West Shore Jr./Sr. High	0.00%	0
TOTAL		221

Q2 What is your child's current grade level?

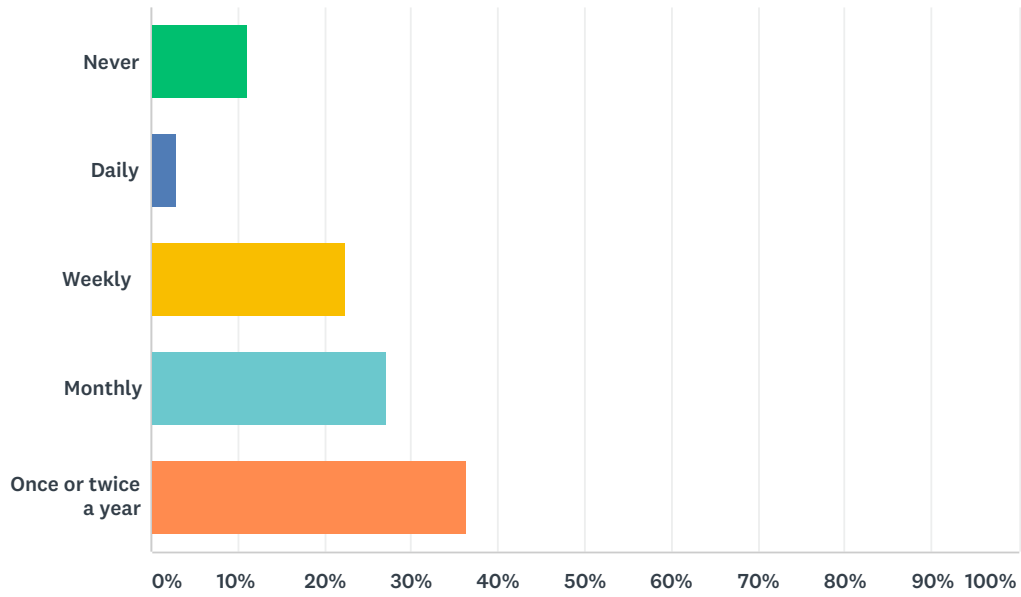
Answered: 221 Skipped: 0



ANSWER CHOICES	RESPONSES
6	0.00% 0
7	61.09% 135
8	41.18% 91
Total Respondents: 221	

Q3 How often do you communicate with your child's teachers?

Answered: 209 Skipped: 12

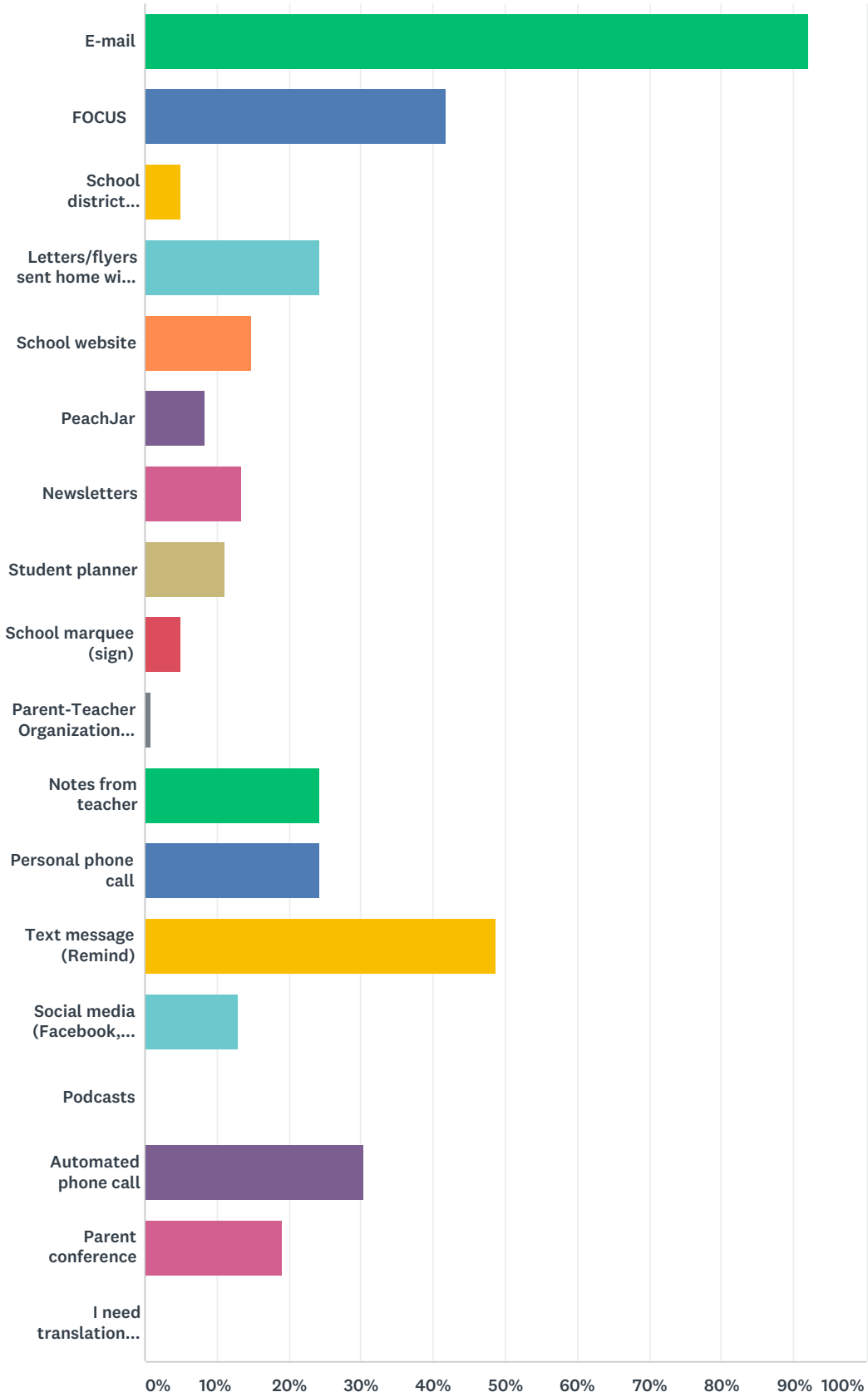


ANSWER CHOICES	RESPONSES	
Never	11.00%	23
Daily	2.87%	6
Weekly	22.49%	47
Monthly	27.27%	57
Once or twice a year	36.36%	76
TOTAL		209

Q4 How would you prefer to receive information about events and/or your child's progress from the school? (check all that apply)

Answered: 215 Skipped: 6

Brevard Public Schools Middle School Parent Survey 2018-2019



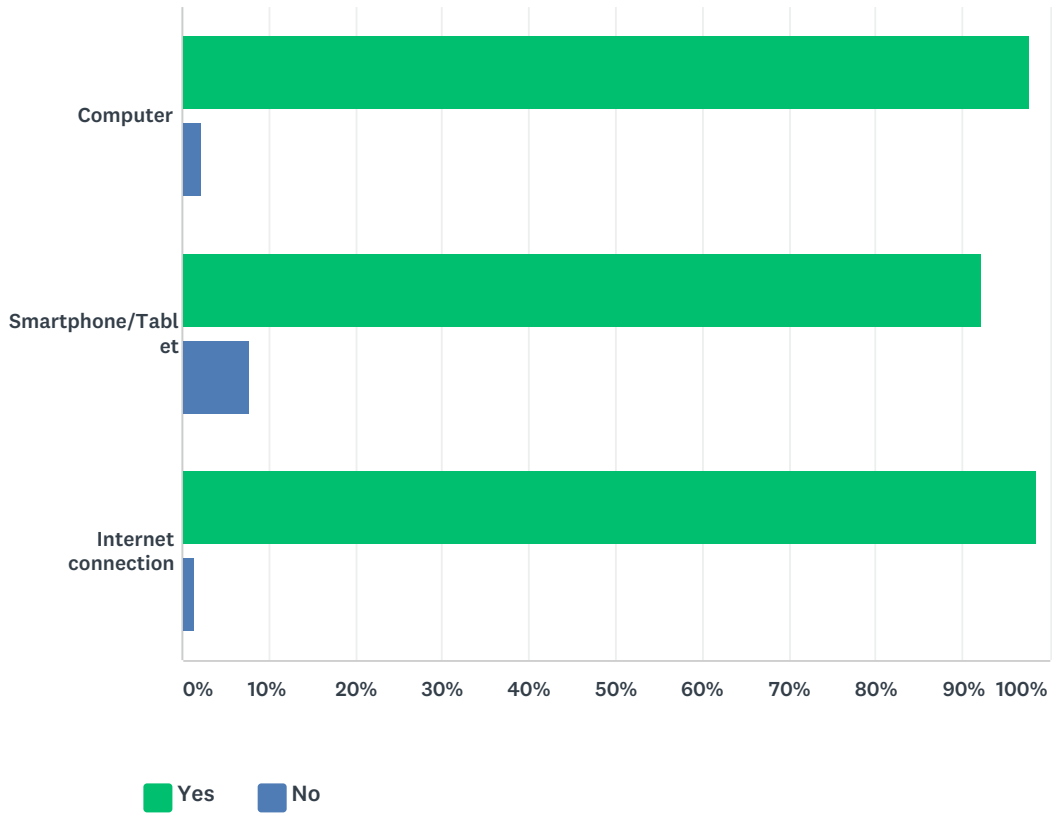
ANSWER CHOICES	RESPONSES
E-mail	92.09% 198

Brevard Public Schools Middle School Parent Survey 2018-2019

FOCUS	41.86%	90
School district website	5.12%	11
Letters/flyers sent home with students	24.19%	52
School website	14.88%	32
PeachJar	8.37%	18
Newsletters	13.49%	29
Student planner	11.16%	24
School marquee (sign)	5.12%	11
Parent-Teacher Organization (PTO/PTA)	0.93%	2
Notes from teacher	24.19%	52
Personal phone call	24.19%	52
Text message (Remind)	48.84%	105
Social media (Facebook, Twitter)	13.02%	28
Podcasts	0.00%	0
Automated phone call	30.23%	65
Parent conference	19.07%	41
I need translation assistance	0.00%	0
Total Respondents: 215		

Q5 Does your child have access to a computer and internet connection outside of school?

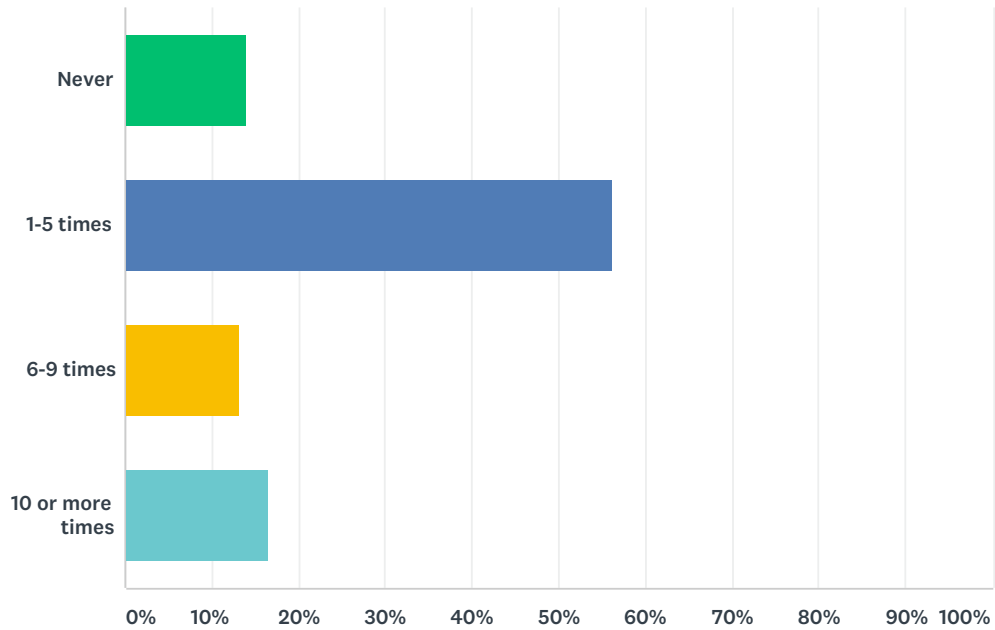
Answered: 216 Skipped: 5



	YES	NO	TOTAL
Computer	97.66% 209	2.34% 5	214
Smartphone/Tablet	92.34% 193	7.66% 16	209
Internet connection	98.60% 211	1.40% 3	214

Q6 How many times per month do you access the school website?

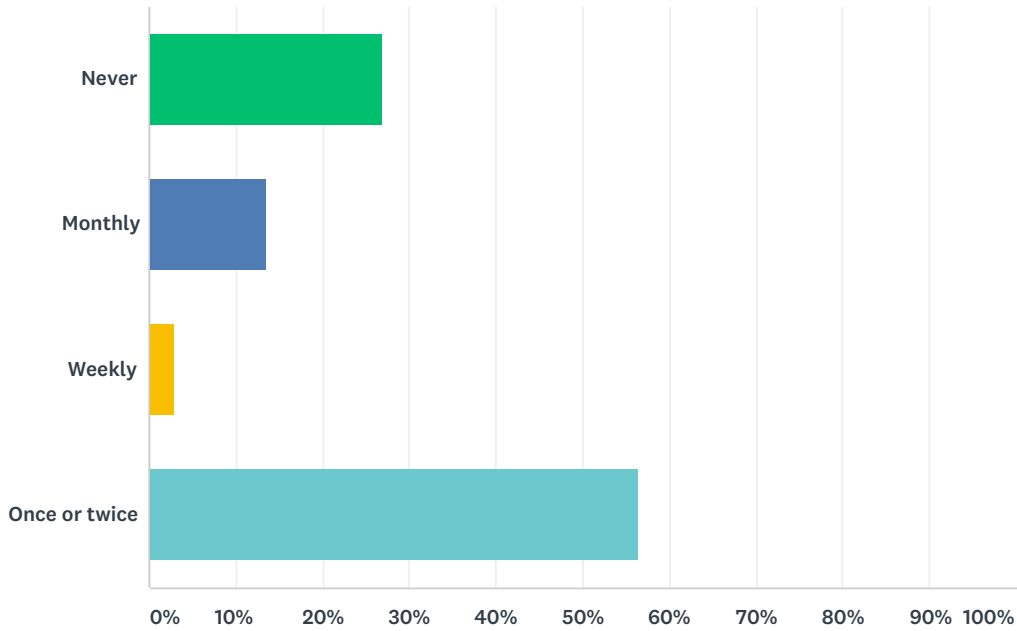
Answered: 213 Skipped: 8



ANSWER CHOICES	RESPONSES	
Never	14.08%	30
1-5 times	56.34%	120
6-9 times	13.15%	28
10 or more times	16.43%	35
TOTAL		213

Q7 In the past year, how often did you participate in family engagement activities, events or programs at your child's school?

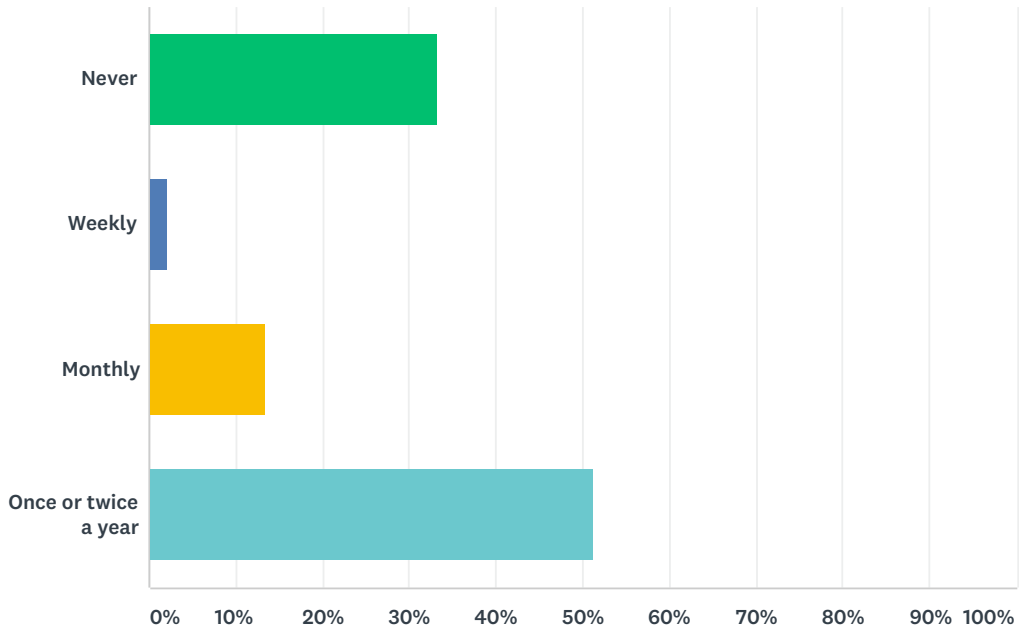
Answered: 200 Skipped: 21



ANSWER CHOICES	RESPONSES	
Never	27.00%	54
Monthly	13.50%	27
Weekly	3.00%	6
Once or twice	56.50%	113
TOTAL		200

Q8 How often did you participate in school events because your child encouraged you to be involved?

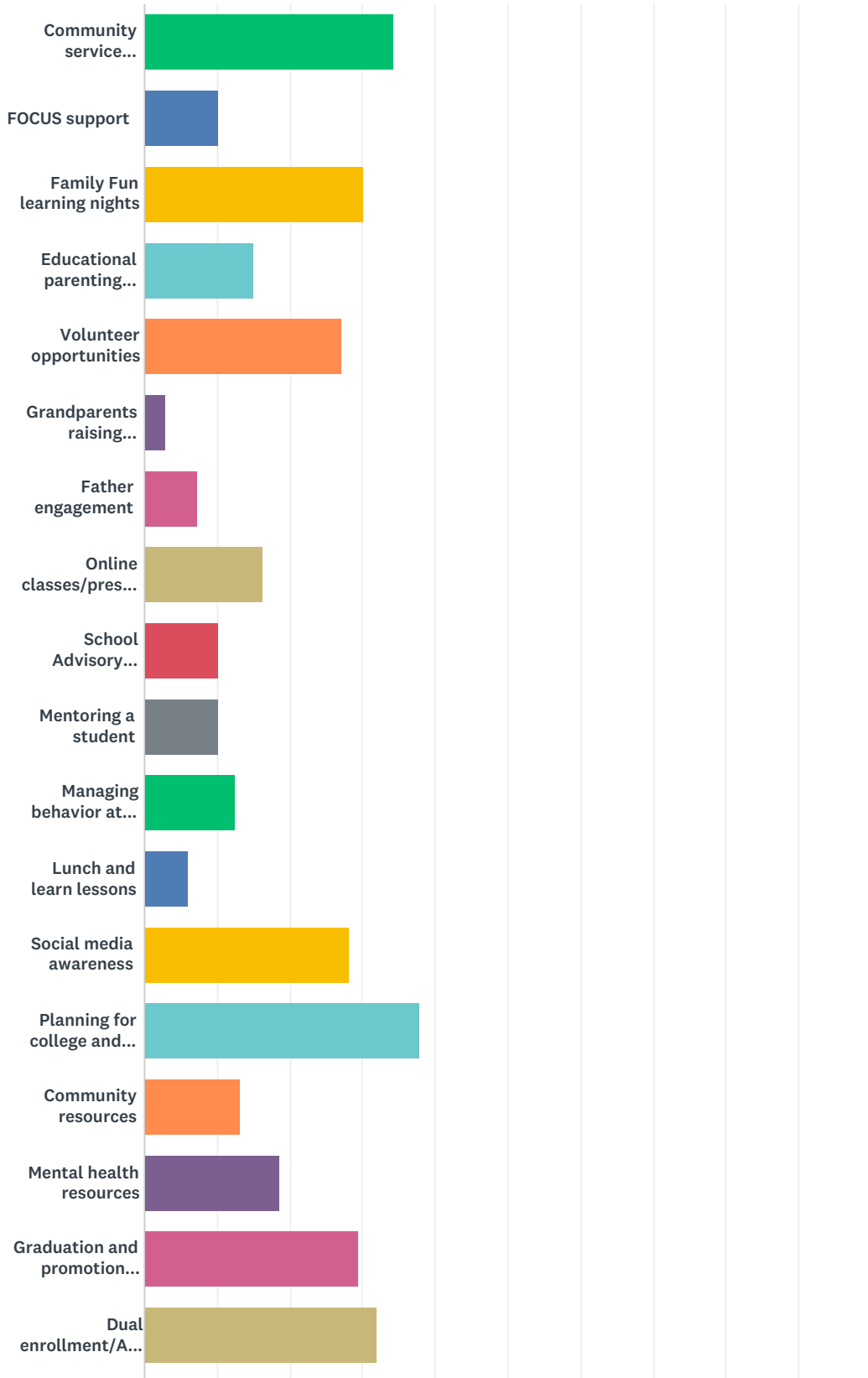
Answered: 195 Skipped: 26



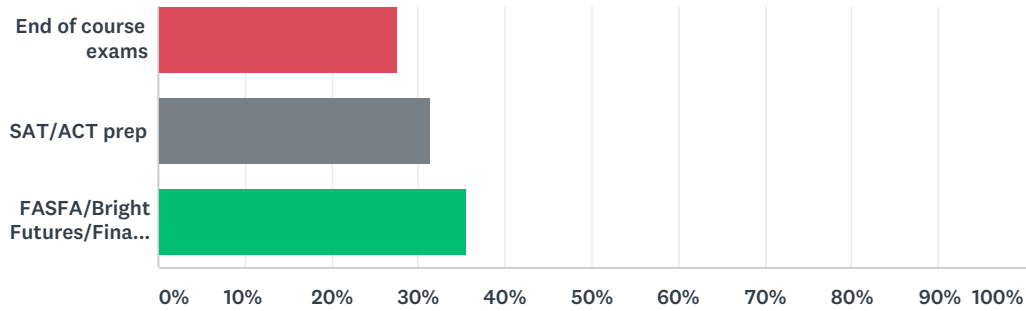
ANSWER CHOICES	RESPONSES	
Never	33.33%	65
Weekly	2.05%	4
Monthly	13.33%	26
Once or twice a year	51.28%	100
TOTAL		195

Q9 Which of the following informational meetings and activities would you be interested in participating in or attending? (Check all that apply)

Answered: 166 Skipped: 55



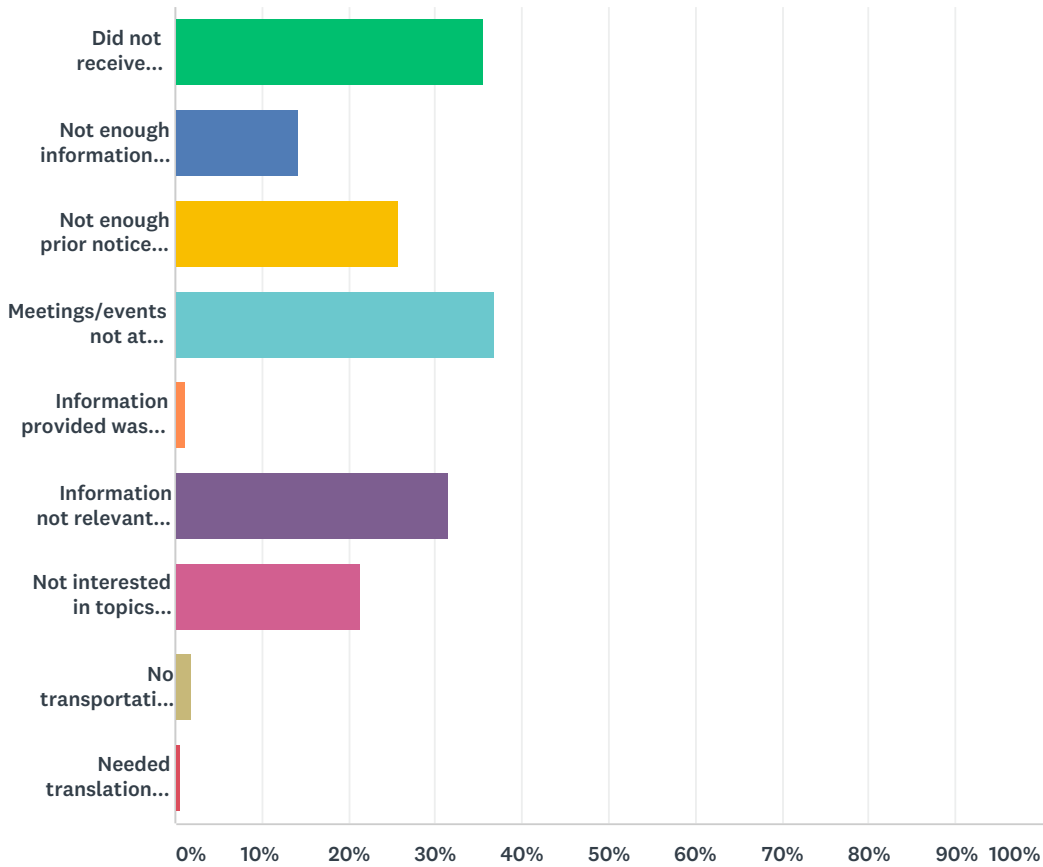
Brevard Public Schools Middle School Parent Survey 2018-2019



ANSWER CHOICES	RESPONSES	
Community service projects with staff/students	34.34%	57
FOCUS support	10.24%	17
Family Fun learning nights	30.12%	50
Educational parenting workshops/classes	15.06%	25
Volunteer opportunities	27.11%	45
Grandparents raising grandchildren	3.01%	5
Father engagement	7.23%	12
Online classes/presentations	16.27%	27
School Advisory Council (SAC) or Parent Teacher Organization (PTO)	10.24%	17
Mentoring a student	10.24%	17
Managing behavior at home	12.65%	21
Lunch and learn lessons	6.02%	10
Social media awareness	28.31%	47
Planning for college and career	37.95%	63
Community resources	13.25%	22
Mental health resources	18.67%	31
Graduation and promotion requirements	29.52%	49
Dual enrollment/Advanced Placement courses	31.93%	53
End of course exams	27.71%	46
SAT/ACT prep	31.33%	52
FASFA/Bright Futures/Financial aid options	35.54%	59
Total Respondents: 166		

Q10 If you were unable to attend informational meetings or academic events, please share why. (Check all that apply)

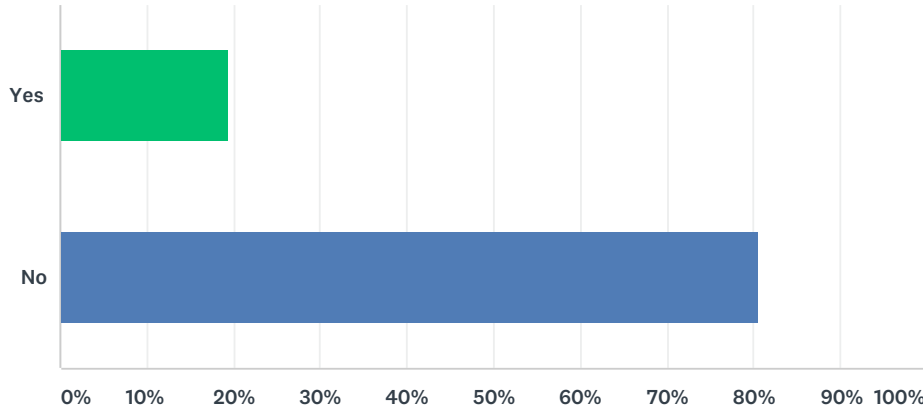
Answered: 155 Skipped: 66



ANSWER CHOICES	RESPONSES	
Did not receive information about meetings/events	35.48%	55
Not enough information provided	14.19%	22
Not enough prior notice provided	25.81%	40
Meetings/events not at convenient times	36.77%	57
Information provided was difficult to understand	1.29%	2
Information not relevant to me/my child	31.61%	49
Not interested in topics presented	21.29%	33
No transportation to get to meetings/events	1.94%	3
Needed translation services	0.65%	1
Total Respondents: 155		

Q11 Is the cost of fingerprinting a barrier to volunteering at your child's school?

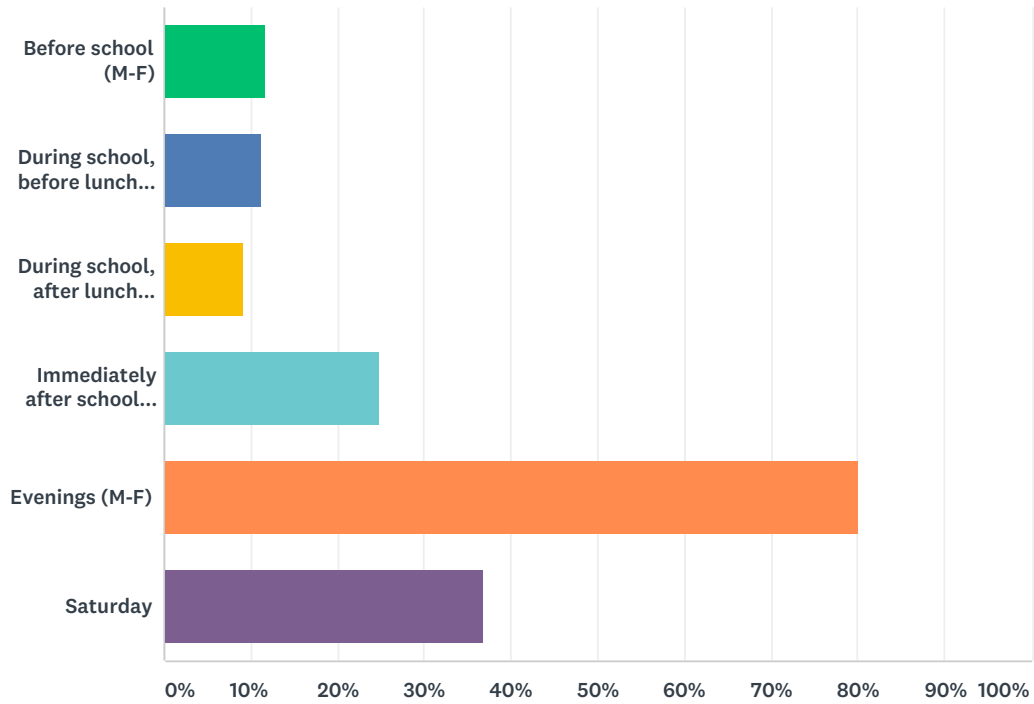
Answered: 196 Skipped: 25



ANSWER CHOICES	RESPONSES	
Yes	19.39%	38
No	80.61%	158
TOTAL		196

Q12 When is the best time for you to attend a school event for families?

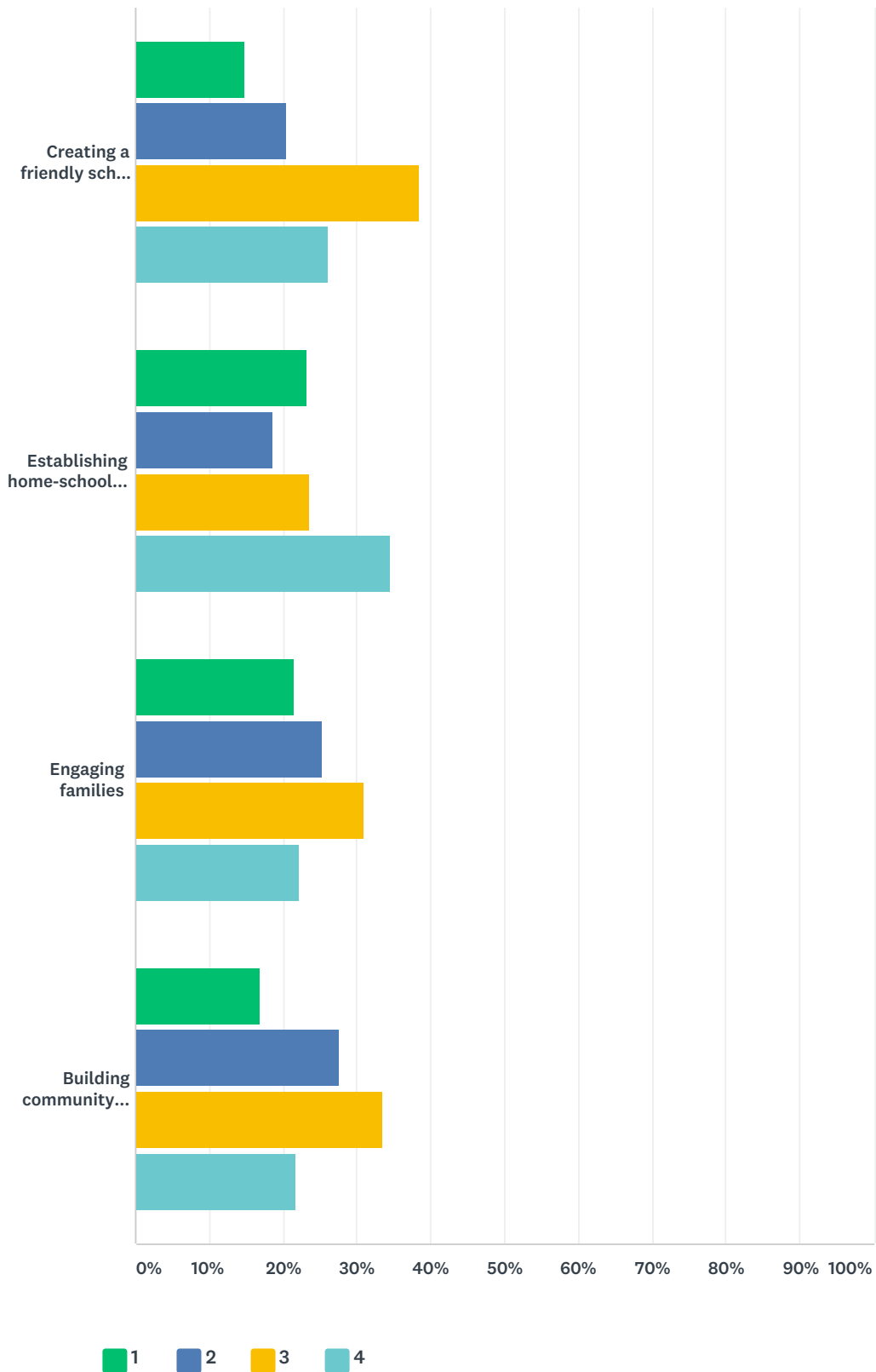
Answered: 196 Skipped: 25



ANSWER CHOICES	RESPONSES	
Before school (M-F)	11.73%	23
During school, before lunch (M-F)	11.22%	22
During school, after lunch (M-F)	9.18%	18
Immediately after school (M-F)	25.00%	49
Evenings (M-F)	80.10%	157
Saturday	36.73%	72
Total Respondents: 196		

Q13 Please rank the following from 1 (not well) through 4 (extremely well) according to how well your child's school supports each area:

Answered: 197 Skipped: 24



Brevard Public Schools Middle School Parent Survey 2018-2019

	1	2	3	4	TOTAL	WEIGHTED AVERAGE
Creating a friendly school climate	14.87% 29	20.51% 40	38.46% 75	26.15% 51	195	2.76
Establishing home-school communications	23.20% 45	18.56% 36	23.71% 46	34.54% 67	194	2.70
Engaging families	21.65% 42	25.26% 49	30.93% 60	22.16% 43	194	2.54
Building community partnerships	17.02% 32	27.66% 52	33.51% 63	21.81% 41	188	2.60

Q14 In what ways can family engagement be strengthened at your child's school?

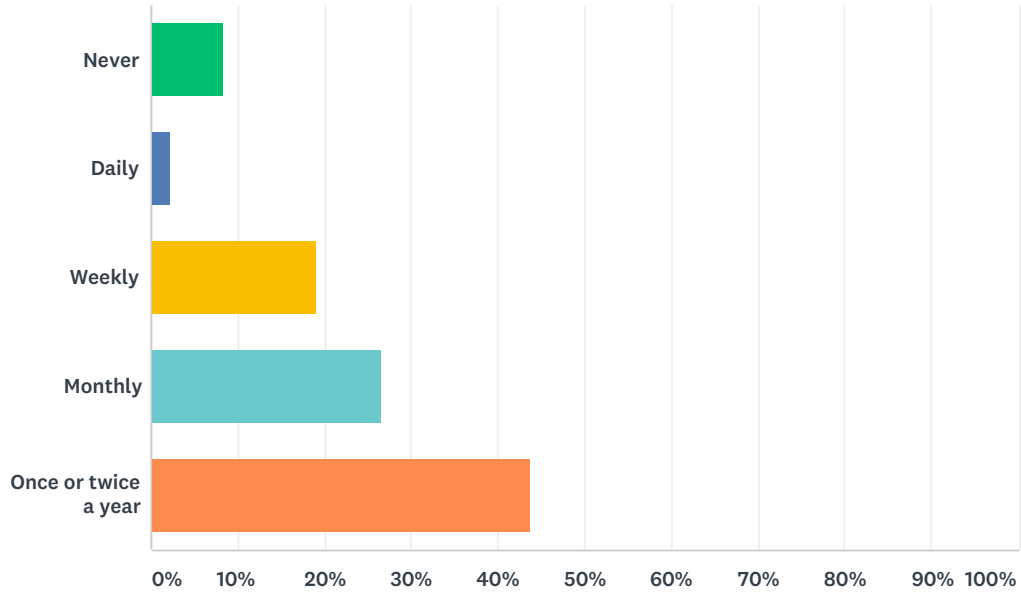
Answered: 66 Skipped: 155

Q15 Please list any possible community organizations and/or businesses that you feel would be ideal school partners:

Answered: 30 Skipped: 191

Q16 How often do you communicate with your child's teachers?

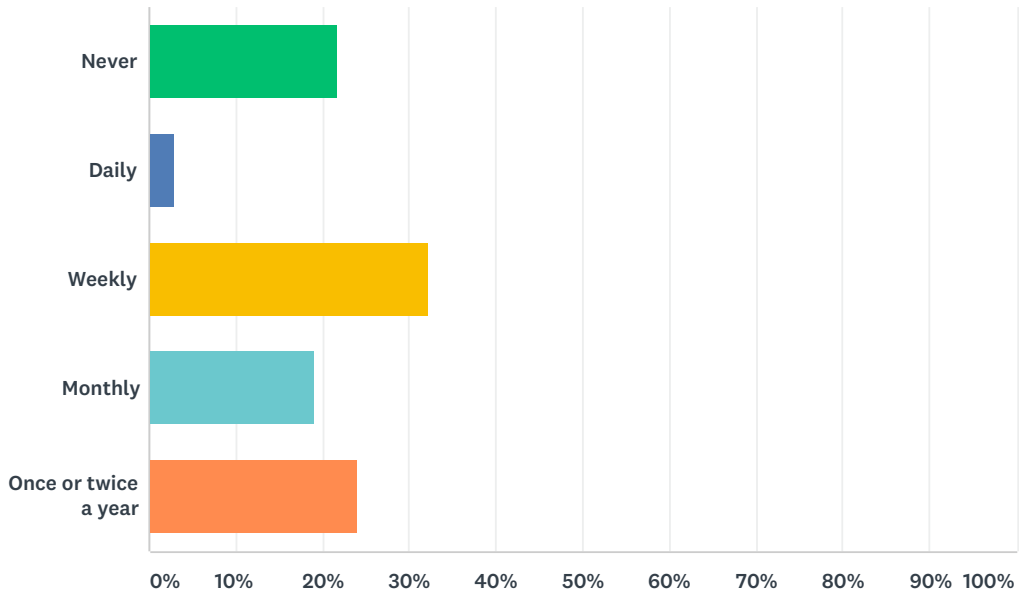
Answered: 169 Skipped: 52



ANSWER CHOICES	RESPONSES	
Never	8.28%	14
Daily	2.37%	4
Weekly	18.93%	32
Monthly	26.63%	45
Once or twice a year	43.79%	74
TOTAL		169

Q17 How often do your child's teachers communciate with you about your child's progress?

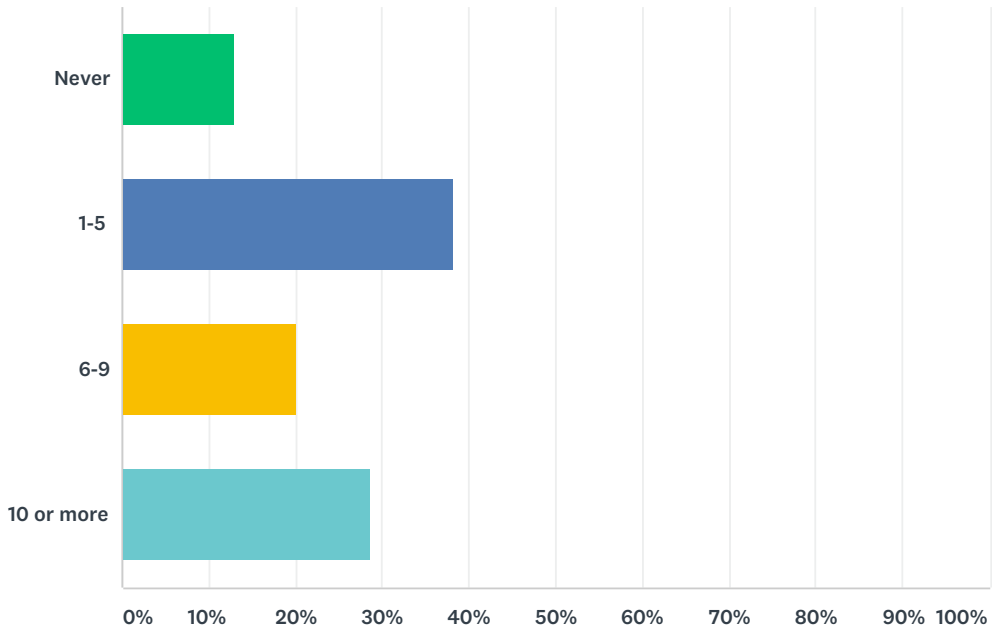
Answered: 174 Skipped: 47



ANSWER CHOICES	RESPONSES	
Never	21.84%	38
Daily	2.87%	5
Weekly	32.18%	56
Monthly	18.97%	33
Once or twice a year	24.14%	42
TOTAL		174

Q18 How many times per month do you access your child's grades through FOCUS?

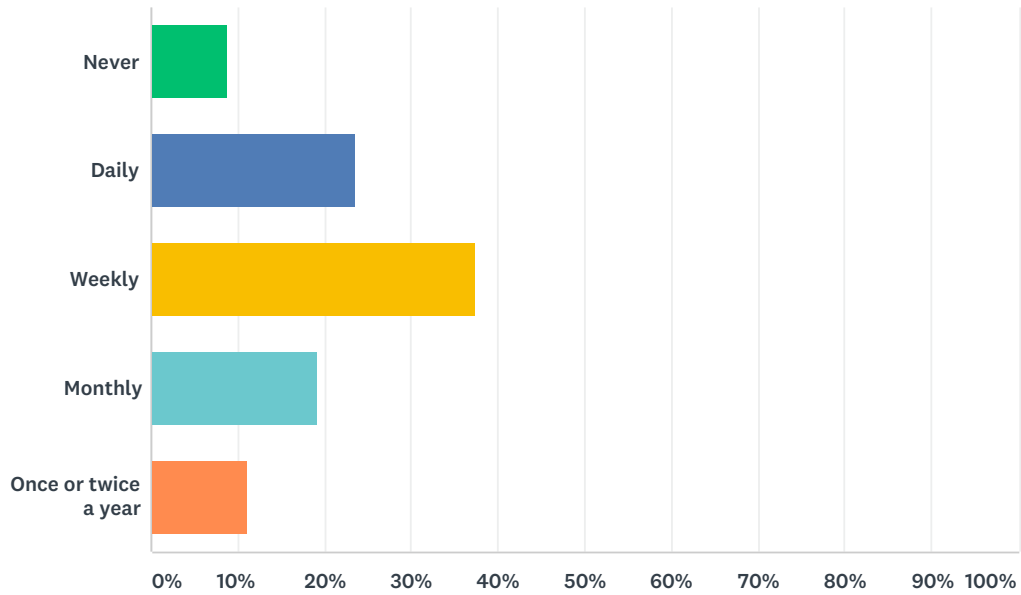
Answered: 185 Skipped: 36



ANSWER CHOICES	RESPONSES	
Never	12.97%	24
1-5	38.38%	71
6-9	20.00%	37
10 or more	28.65%	53
TOTAL		185

Q19 How often do you work with your child on class assignments?

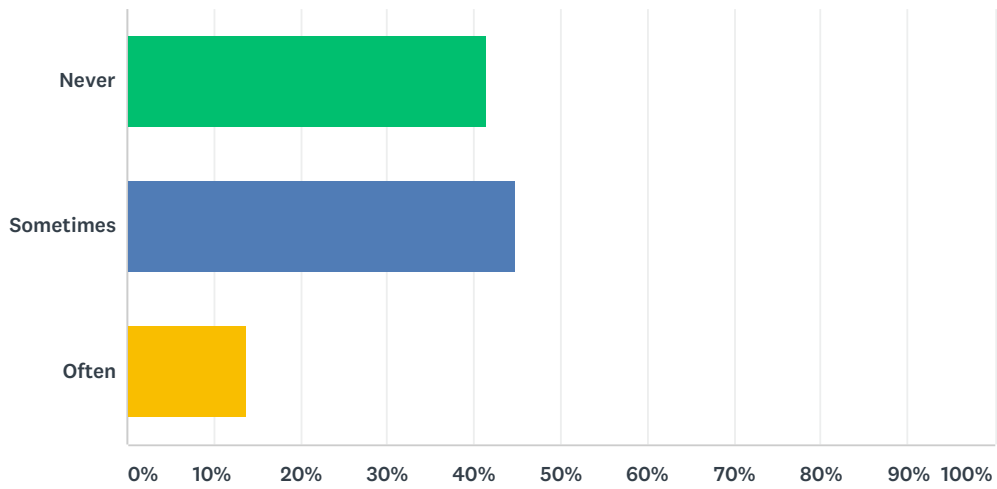
Answered: 182 Skipped: 39



ANSWER CHOICES	RESPONSES	
Never	8.79%	16
Daily	23.63%	43
Weekly	37.36%	68
Monthly	19.23%	35
Once or twice a year	10.99%	20
TOTAL		182

Q20 How often does your child's school or teachers provide you with information about ways you can help your child's learning at home?

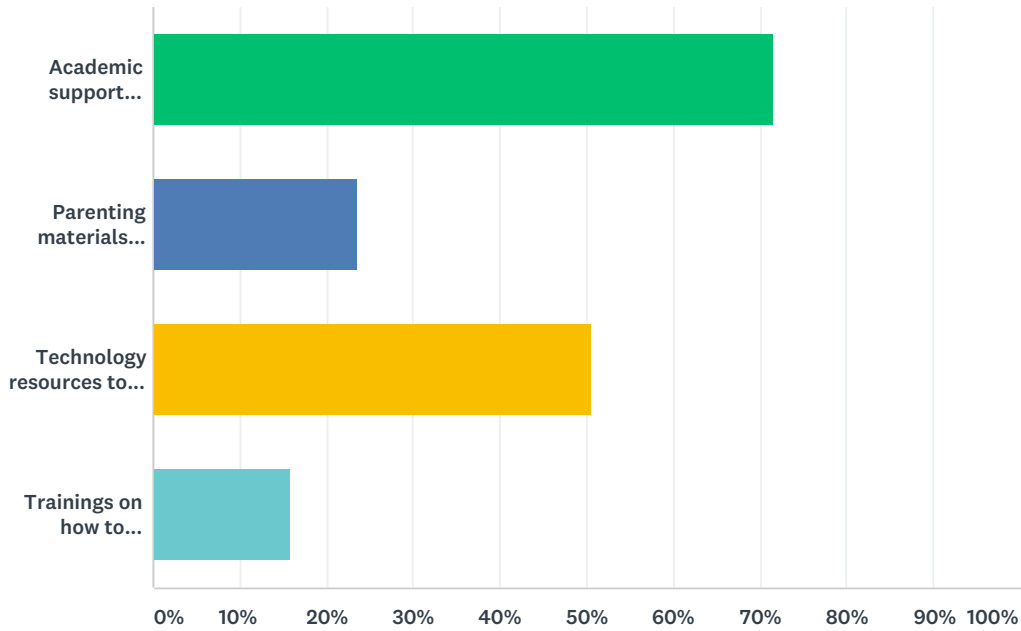
Answered: 181 Skipped: 40



ANSWER CHOICES	RESPONSES	
Never	41.44%	75
Sometimes	44.75%	81
Often	13.81%	25
TOTAL		181

Q21 What types of family engagement resources would you use if they were provided at your school?

Answered: 144 Skipped: 77



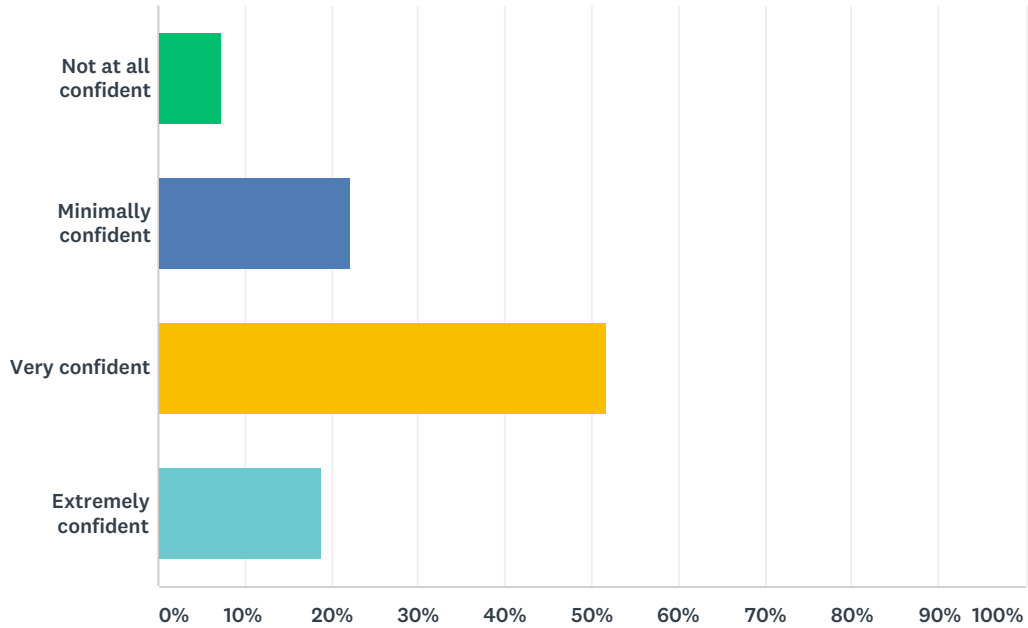
ANSWER CHOICES	RESPONSES	
Academic support materials for families to use at home	71.53%	103
Parenting materials (books and articles for check out)	23.61%	34
Technology resources to support learning at home	50.69%	73
Trainings on how to participate in school decision-making committees	15.97%	23
Total Respondents: 144		

Q22 What support do you need from the school to ensure your child moves successfully from one grade to the next?

Answered: 90 Skipped: 131

Q23 How confident are you in your ability to help your child make choices about the programs and courses they need to take in preparation for high school?

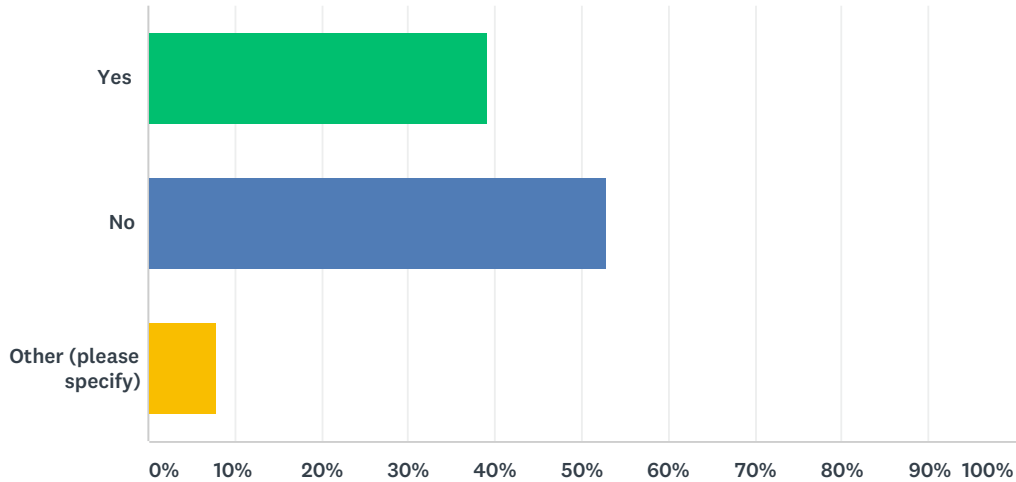
Answered: 180 Skipped: 41



ANSWER CHOICES	RESPONSES	
Not at all confident	7.22%	13
Minimally confident	22.22%	40
Very confident	51.67%	93
Extremely confident	18.89%	34
TOTAL		180

Q24 Have you been given opportunities to provide input and feedback into school decisions (school improvement, Title I services, event planning, discipline)?

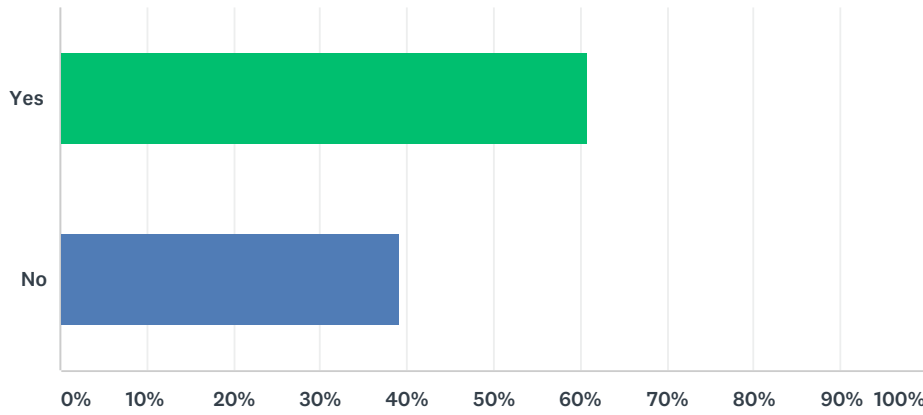
Answered: 176 Skipped: 45



ANSWER CHOICES	RESPONSES	
Yes	39.20%	69
No	52.84%	93
Other (please specify)	7.95%	14
TOTAL		176

Q25 Do you feel your child's school values input from families?

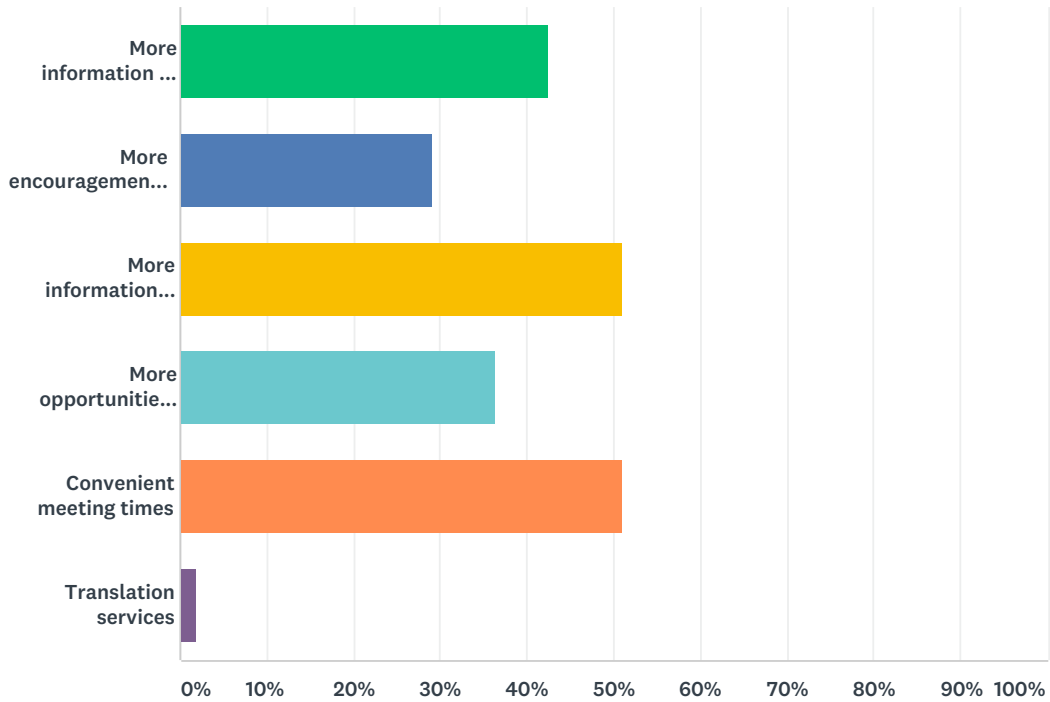
Answered: 166 Skipped: 55



ANSWER CHOICES	RESPONSES	
Yes	60.84%	101
No	39.16%	65
TOTAL		166

Q26 How could your school assist you in playing a more active role in school decision-making?

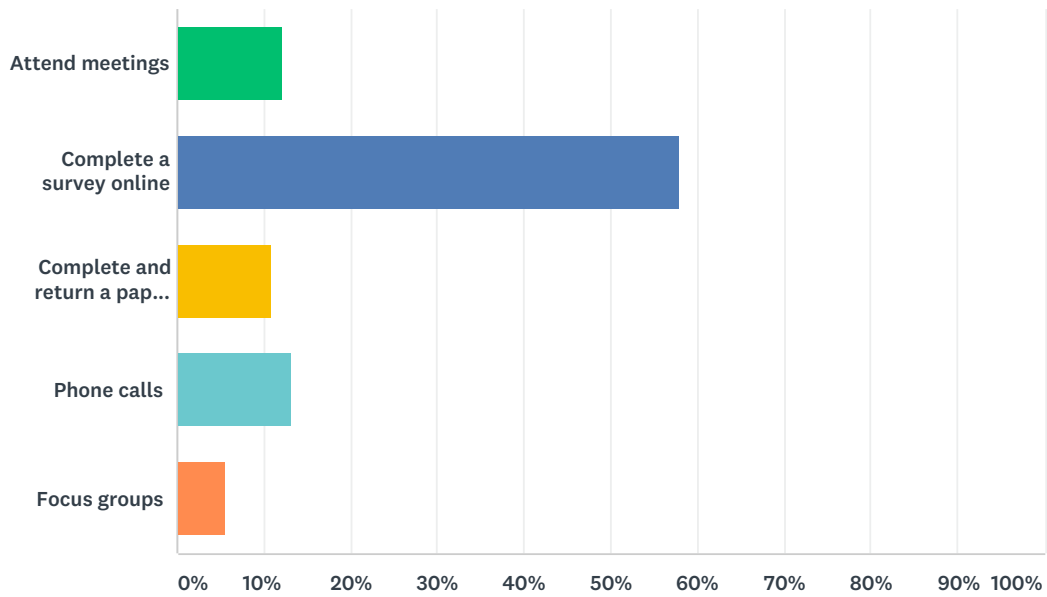
Answered: 151 Skipped: 70



ANSWER CHOICES	RESPONSES	
More information on how to become engaged	42.38%	64
More encouragement from the school to become engaged	29.14%	44
More information about school issues to be addressed	50.99%	77
More opportunities to share my opinion about school issues	36.42%	55
Convenient meeting times	50.99%	77
Translation services	1.99%	3
Total Respondents: 151		

Q27 What is the best way for you to provide input regarding your child's school?

Answered: 174 Skipped: 47



ANSWER CHOICES	RESPONSES	
Attend meetings	12.07%	21
Complete a survey online	58.05%	101
Complete and return a paper survey	10.92%	19
Phone calls	13.22%	23
Focus groups	5.75%	10
TOTAL		174

Q28 What do you feel is working well at your child's school? (This is your chance to brag about your school and share what you like about it!)

Answered: 104 Skipped: 117

Q29 What do you feel is not working, difficult, and/or needs improvement at your child's school? (This is your chance to tell us what you would like to see change.)

Answered: 109 Skipped: 112