


Q1 What school does your child attend?

Answered: 43 Skipped: 0

Brevard Public Schools Middle School Parent Survey 2018-2019



ANSWER CHOICES

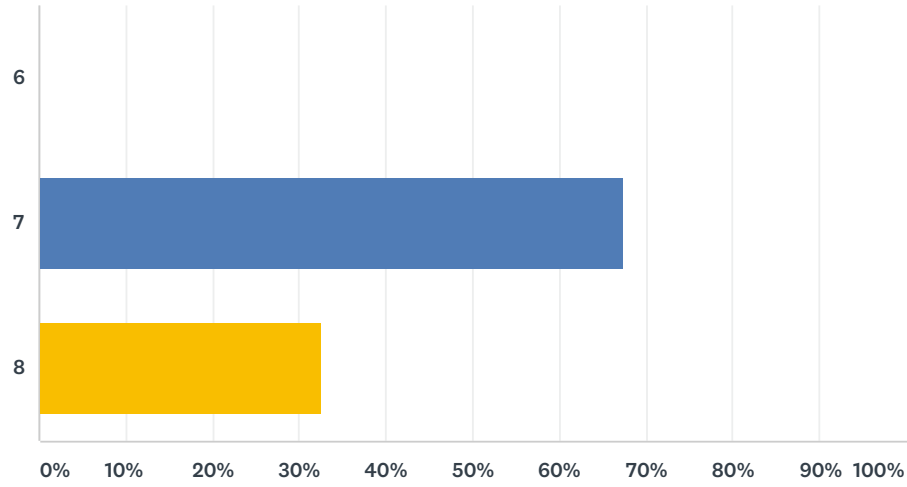
RESPONSES

Brevard Public Schools Middle School Parent Survey 2018-2019

Cocoa Beach Jr./Sr. High	100.00%	43
Brevard Virtual Instruction Program (BVIP)	0.00%	0
Central Middle School	0.00%	0
Cocoa High	0.00%	0
DeLaura Middle School	0.00%	0
Edgewood Jr./Sr. High	0.00%	0
Hoover Middle School	0.00%	0
Jackson Middle School	0.00%	0
Jefferson Middle School	0.00%	0
Johnson Middle School	0.00%	0
Kennedy Middle School	0.00%	0
Madison Middle School	0.00%	0
McNair Magnet	0.00%	0
Pathways at Gardendale (North/Central Area Alternative Center)	0.00%	0
Pathways at Pine Grove (South Area Alternative Center)	0.00%	0
Southwest Middle School	0.00%	0
Space Coast Jr./Sr. High	0.00%	0
Stone Middle School	0.00%	0
West Shore Jr./Sr. High	0.00%	0
TOTAL		43

Q2 What is your child's current grade level?

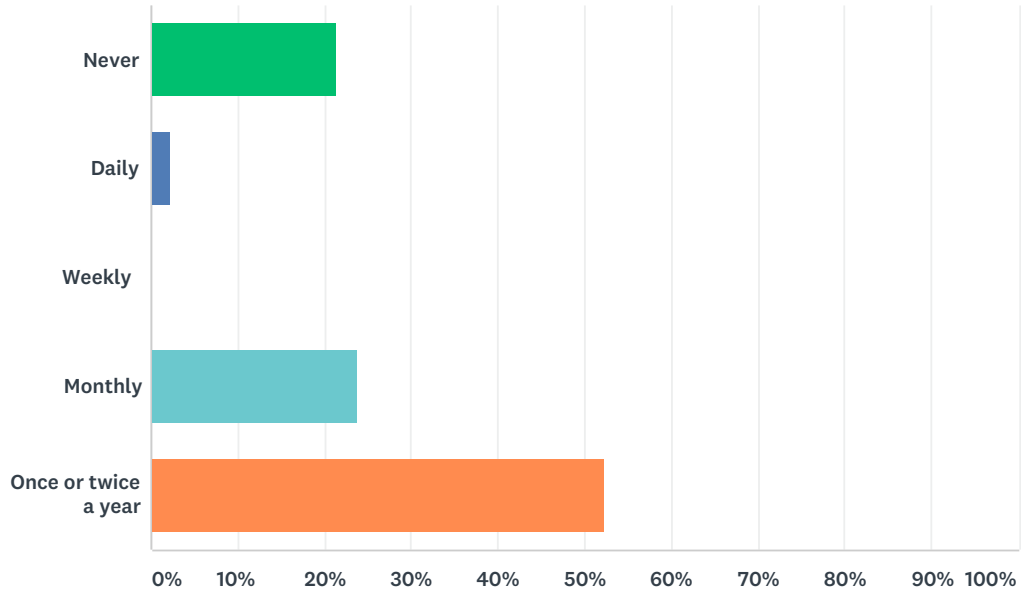
Answered: 43 Skipped: 0



ANSWER CHOICES	RESPONSES	
6	0.00%	0
7	67.44%	29
8	32.56%	14
Total Respondents: 43		

Q3 How often do you communicate with your child's teachers?

Answered: 42 Skipped: 1

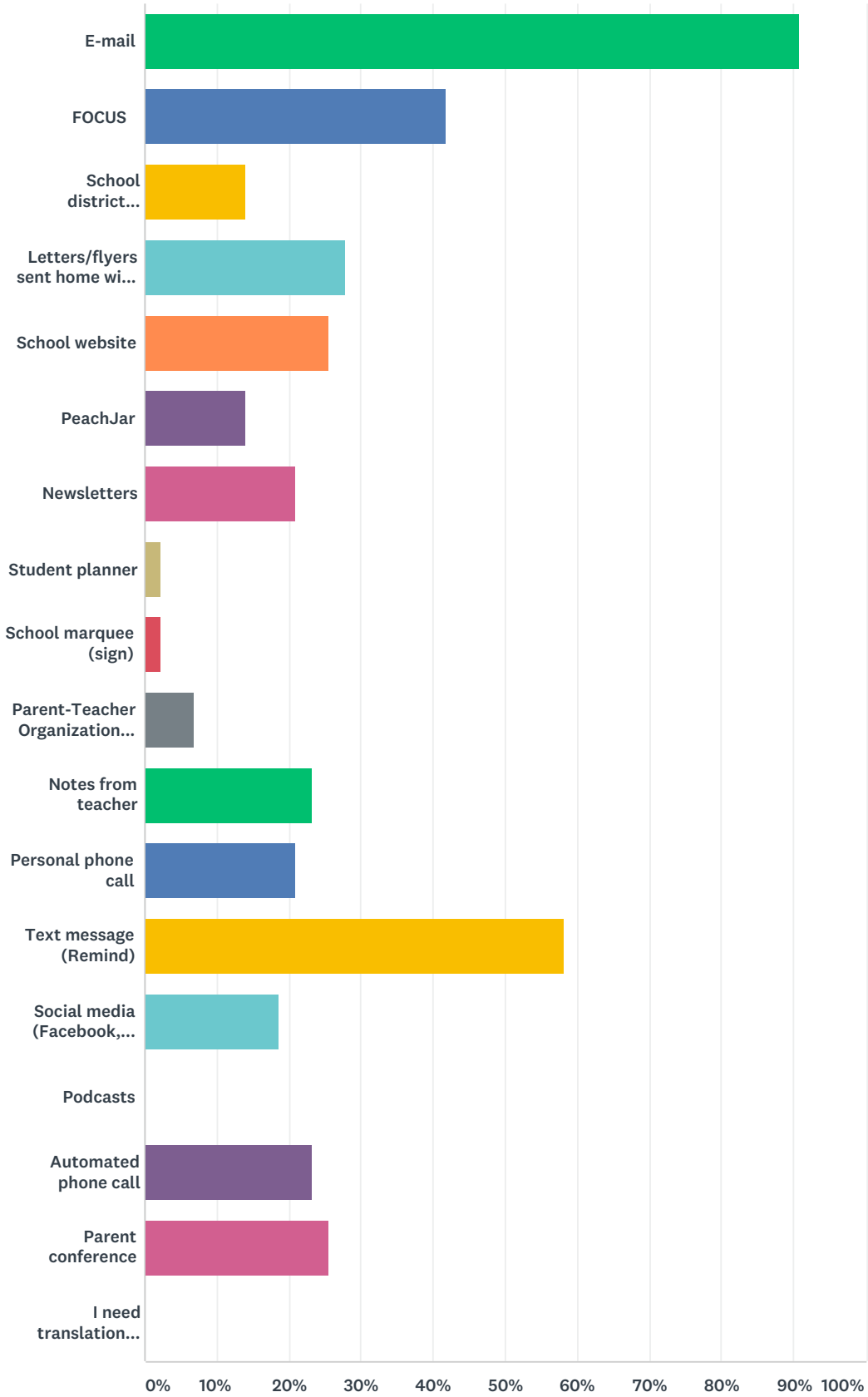


ANSWER CHOICES	RESPONSES	
Never	21.43%	9
Daily	2.38%	1
Weekly	0.00%	0
Monthly	23.81%	10
Once or twice a year	52.38%	22
TOTAL		42

Q4 How would you prefer to receive information about events and/or your child's progress from the school? (check all that apply)

Answered: 43 Skipped: 0

Brevard Public Schools Middle School Parent Survey 2018-2019



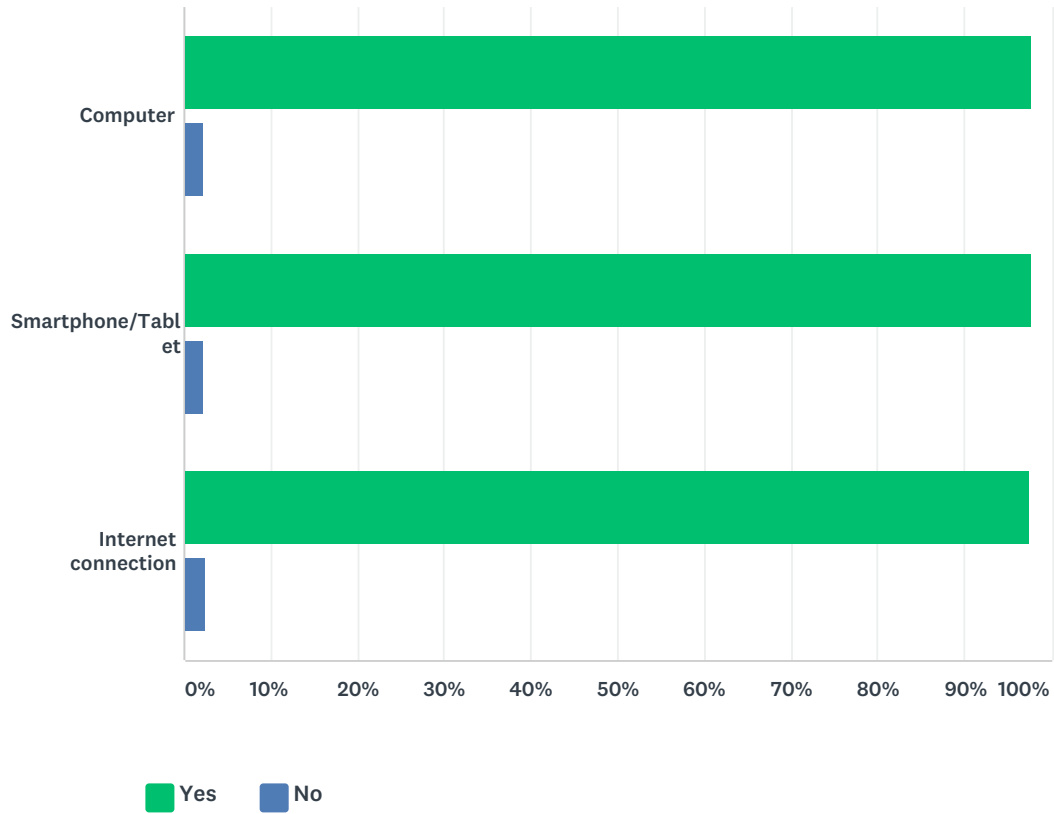
ANSWER CHOICES	RESPONSES
E-mail	90.70% 39

Brevard Public Schools Middle School Parent Survey 2018-2019

FOCUS	41.86%	18
School district website	13.95%	6
Letters/flyers sent home with students	27.91%	12
School website	25.58%	11
PeachJar	13.95%	6
Newsletters	20.93%	9
Student planner	2.33%	1
School marquee (sign)	2.33%	1
Parent-Teacher Organization (PTO/PTA)	6.98%	3
Notes from teacher	23.26%	10
Personal phone call	20.93%	9
Text message (Remind)	58.14%	25
Social media (Facebook, Twitter)	18.60%	8
Podcasts	0.00%	0
Automated phone call	23.26%	10
Parent conference	25.58%	11
I need translation assistance	0.00%	0
Total Respondents: 43		

Q5 Does your child have access to a computer and internet connection outside of school?

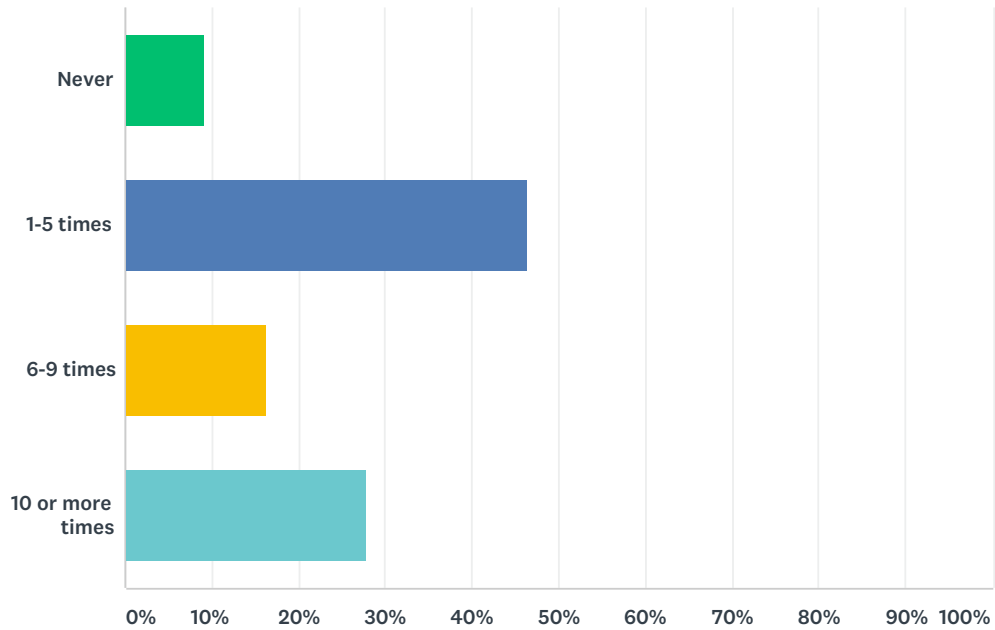
Answered: 43 Skipped: 0



	YES	NO	TOTAL
Computer	97.62% 41	2.38% 1	42
Smartphone/Tablet	97.62% 41	2.38% 1	42
Internet connection	97.56% 40	2.44% 1	41

Q6 How many times per month do you access the school website?

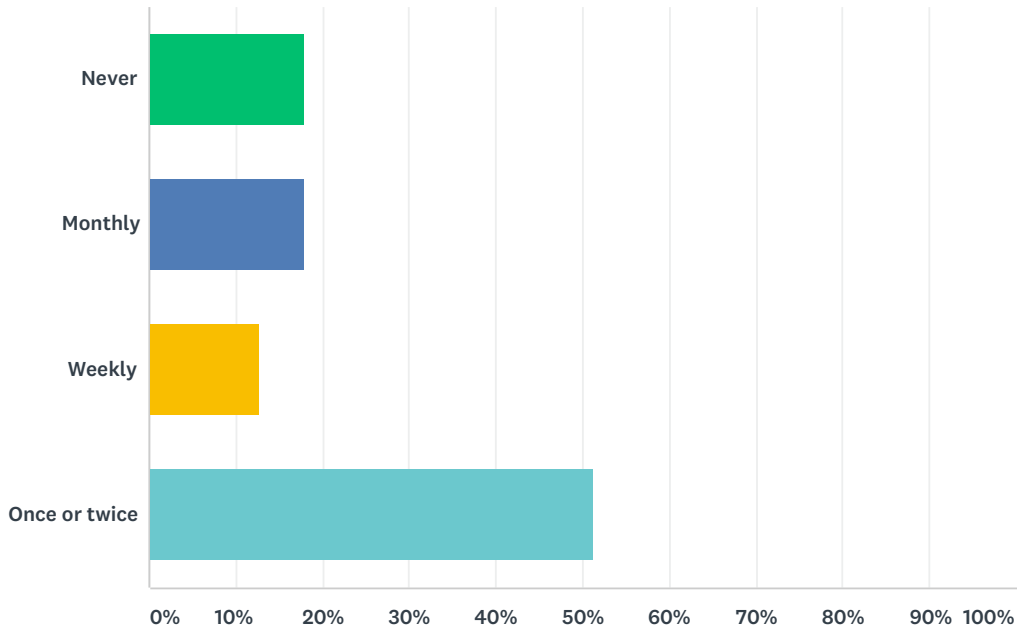
Answered: 43 Skipped: 0



ANSWER CHOICES	RESPONSES
Never	9.30% 4
1-5 times	46.51% 20
6-9 times	16.28% 7
10 or more times	27.91% 12
TOTAL	43

Q7 In the past year, how often did you participate in family engagement activities, events or programs at your child's school?

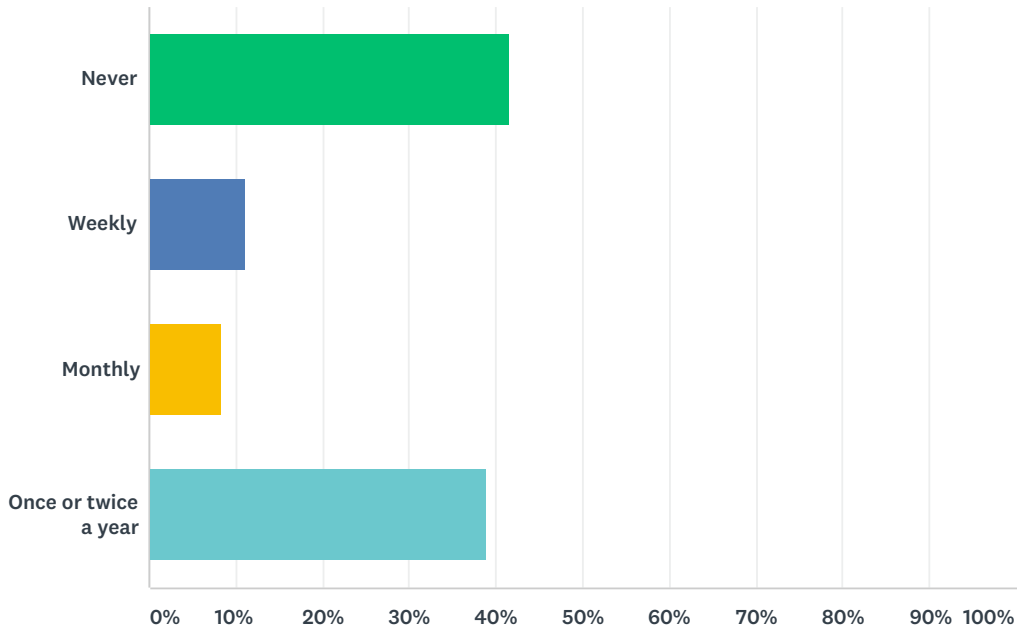
Answered: 39 Skipped: 4



ANSWER CHOICES	RESPONSES	
Never	17.95%	7
Monthly	17.95%	7
Weekly	12.82%	5
Once or twice	51.28%	20
TOTAL		39

Q8 How often did you participate in school events because your child encouraged you to be involved?

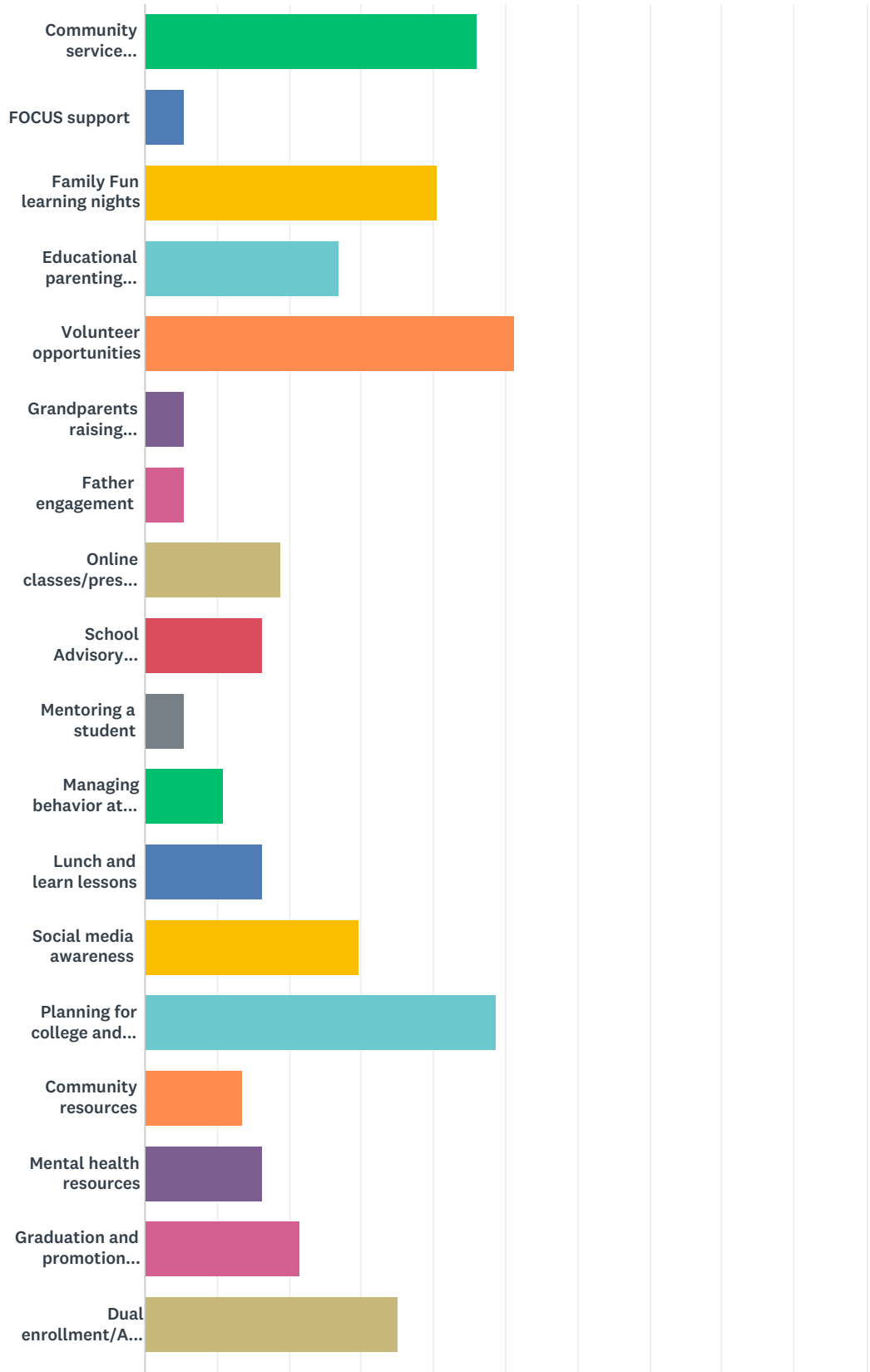
Answered: 36 Skipped: 7



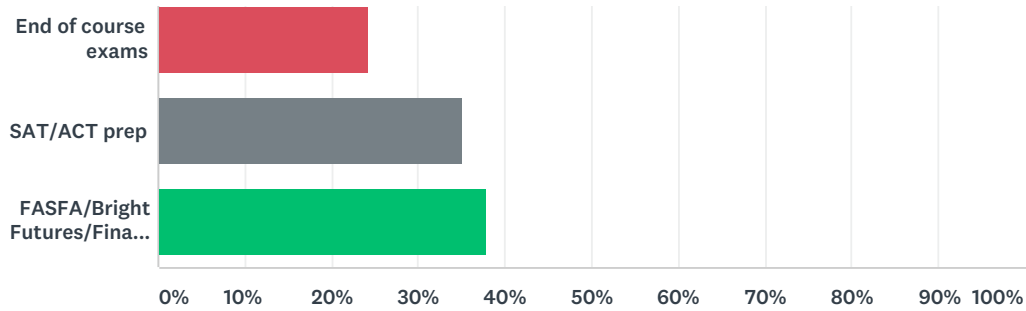
ANSWER CHOICES	RESPONSES	
Never	41.67%	15
Weekly	11.11%	4
Monthly	8.33%	3
Once or twice a year	38.89%	14
TOTAL		36

Q9 Which of the following informational meetings and activities would you be interested in participating in or attending? (Check all that apply)

Answered: 37 Skipped: 6



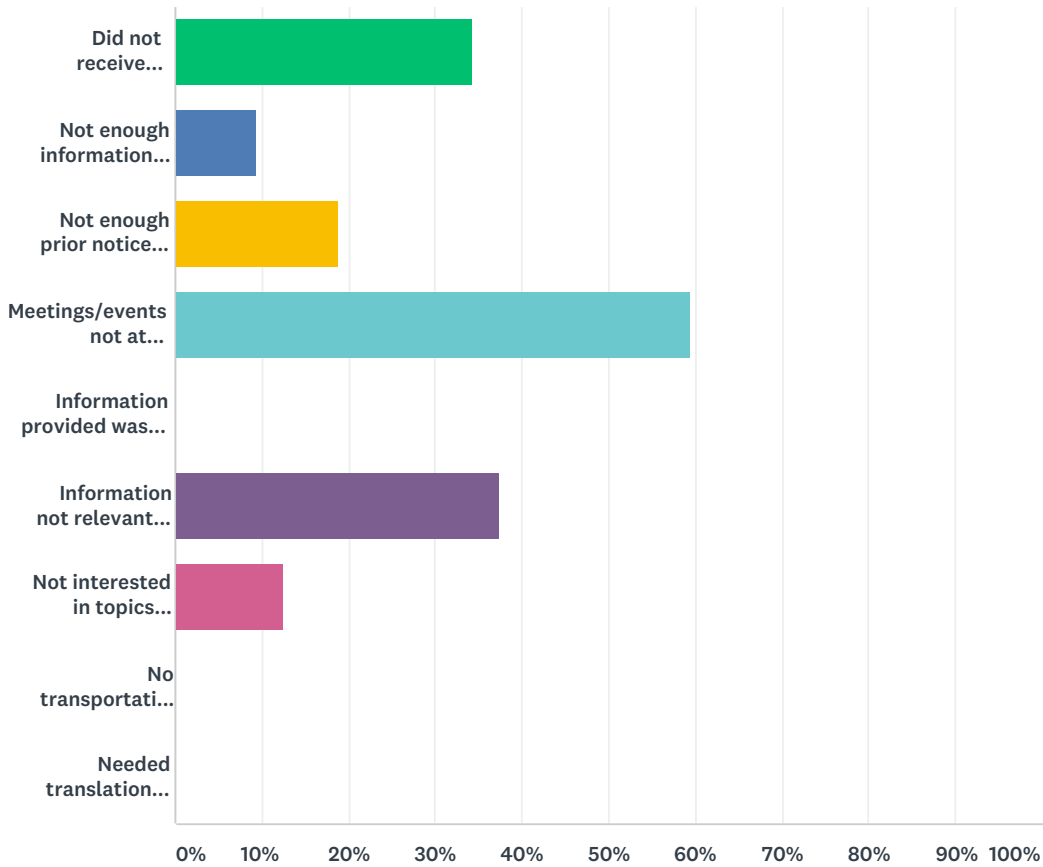
Brevard Public Schools Middle School Parent Survey 2018-2019



ANSWER CHOICES	RESPONSES	
Community service projects with staff/students	45.95%	17
FOCUS support	5.41%	2
Family Fun learning nights	40.54%	15
Educational parenting workshops/classes	27.03%	10
Volunteer opportunities	51.35%	19
Grandparents raising grandchildren	5.41%	2
Father engagement	5.41%	2
Online classes/presentations	18.92%	7
School Advisory Council (SAC) or Parent Teacher Organization (PTO)	16.22%	6
Mentoring a student	5.41%	2
Managing behavior at home	10.81%	4
Lunch and learn lessons	16.22%	6
Social media awareness	29.73%	11
Planning for college and career	48.65%	18
Community resources	13.51%	5
Mental health resources	16.22%	6
Graduation and promotion requirements	21.62%	8
Dual enrollment/Advanced Placement courses	35.14%	13
End of course exams	24.32%	9
SAT/ACT prep	35.14%	13
FASFA/Bright Futures/Financial aid options	37.84%	14
Total Respondents: 37		

Q10 If you were unable to attend informational meetings or academic events, please share why. (Check all that apply)

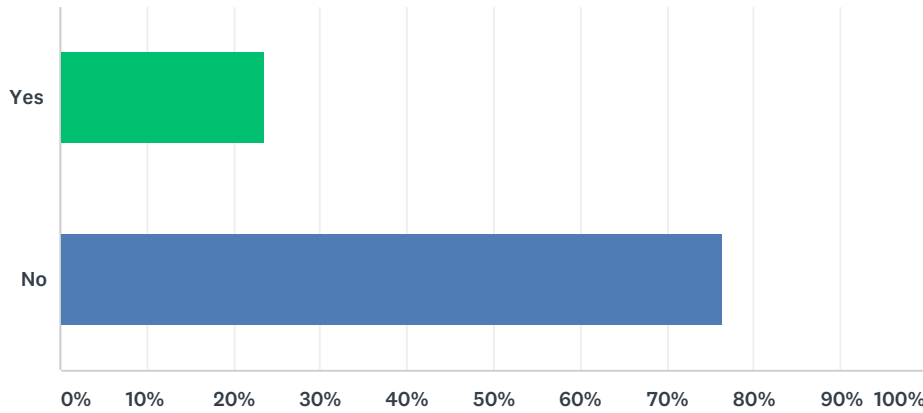
Answered: 32 Skipped: 11



ANSWER CHOICES	RESPONSES	
Did not receive information about meetings/events	34.38%	11
Not enough information provided	9.38%	3
Not enough prior notice provided	18.75%	6
Meetings/events not at convenient times	59.38%	19
Information provided was difficult to understand	0.00%	0
Information not relevant to me/my child	37.50%	12
Not interested in topics presented	12.50%	4
No transportation to get to meetings/events	0.00%	0
Needed translation services	0.00%	0
Total Respondents: 32		

Q11 Is the cost of fingerprinting a barrier to volunteering at your child's school?

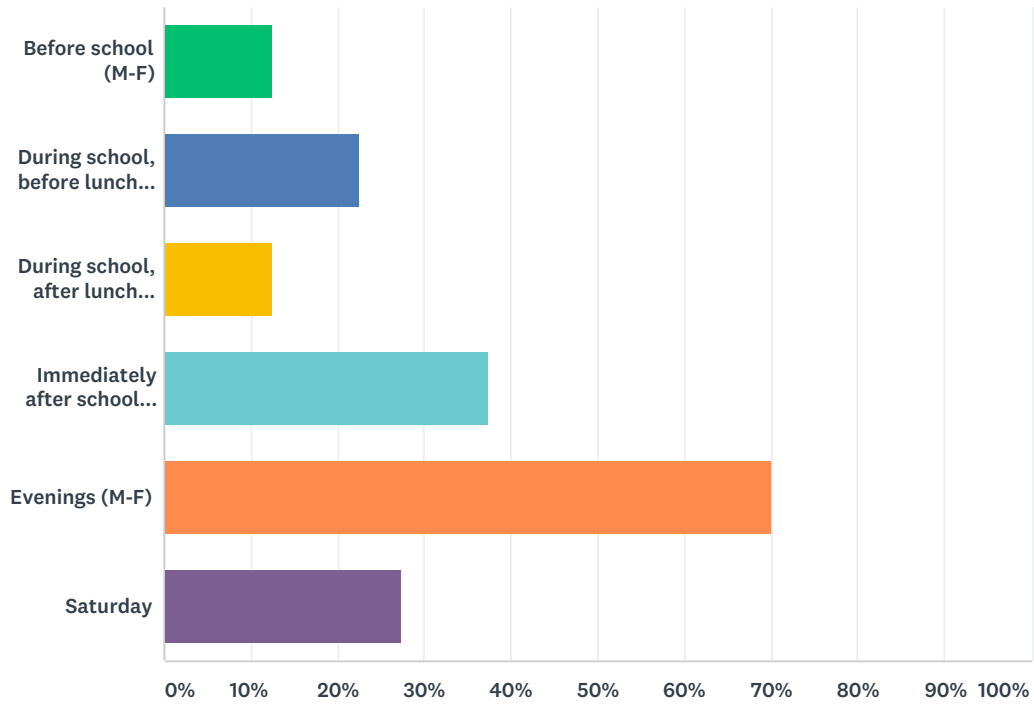
Answered: 38 Skipped: 5



ANSWER CHOICES	RESPONSES	
Yes	23.68%	9
No	76.32%	29
TOTAL		38

Q12 When is the best time for you to attend a school event for families?

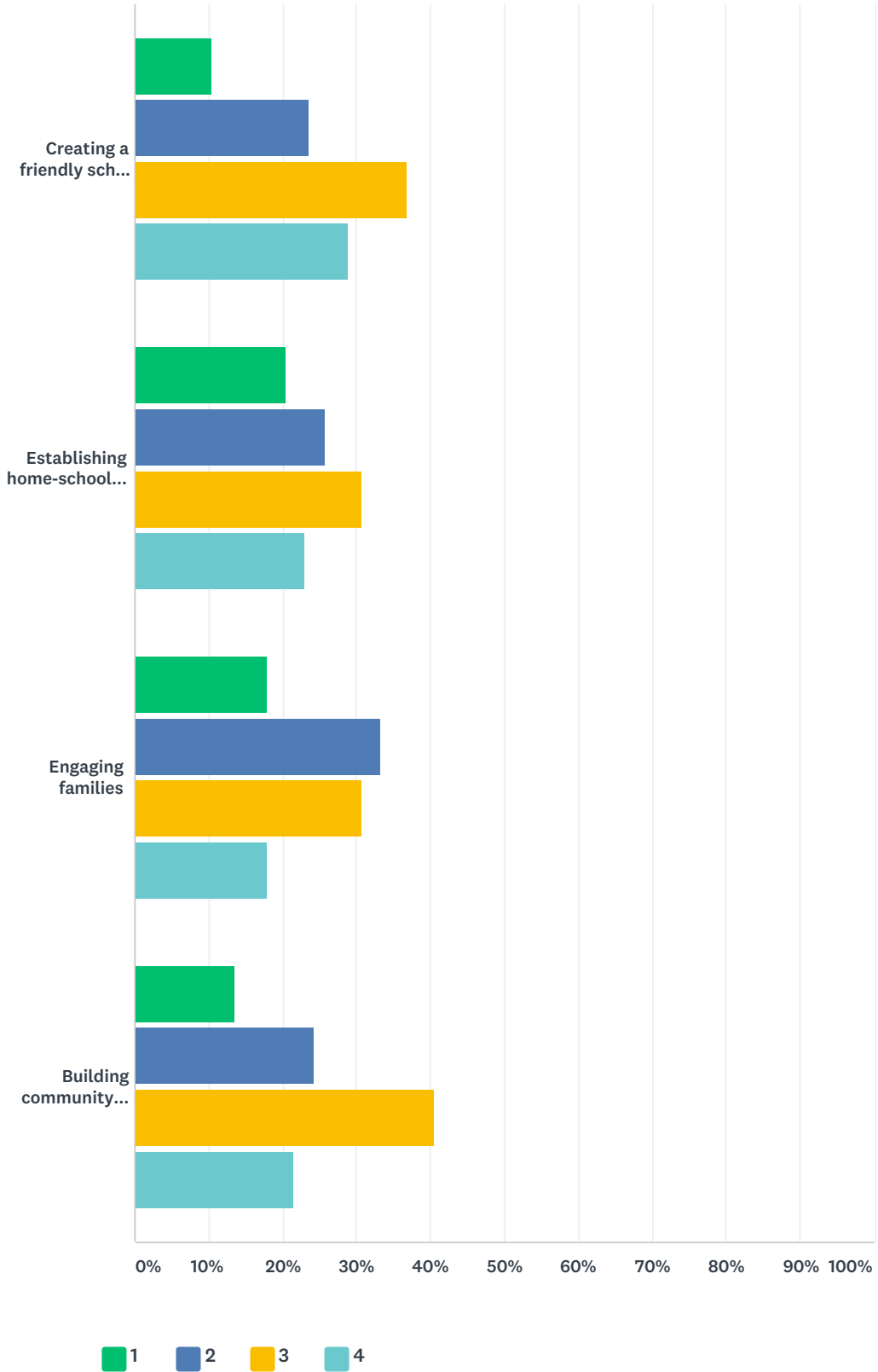
Answered: 40 Skipped: 3



ANSWER CHOICES	RESPONSES	
Before school (M-F)	12.50%	5
During school, before lunch (M-F)	22.50%	9
During school, after lunch (M-F)	12.50%	5
Immediately after school (M-F)	37.50%	15
Evenings (M-F)	70.00%	28
Saturday	27.50%	11
Total Respondents: 40		

Q13 Please rank the following from 1 (not well) through 4 (extremely well) according to how well your child's school supports each area:

Answered: 39 Skipped: 4



Brevard Public Schools Middle School Parent Survey 2018-2019

	1	2	3	4	TOTAL	WEIGHTED AVERAGE
Creating a friendly school climate	10.53% 4	23.68% 9	36.84% 14	28.95% 11	38	2.84
Establishing home-school communications	20.51% 8	25.64% 10	30.77% 12	23.08% 9	39	2.56
Engaging families	17.95% 7	33.33% 13	30.77% 12	17.95% 7	39	2.49
Building community partnerships	13.51% 5	24.32% 9	40.54% 15	21.62% 8	37	2.70

Q14 In what ways can family engagement be strengthened at your child's school?

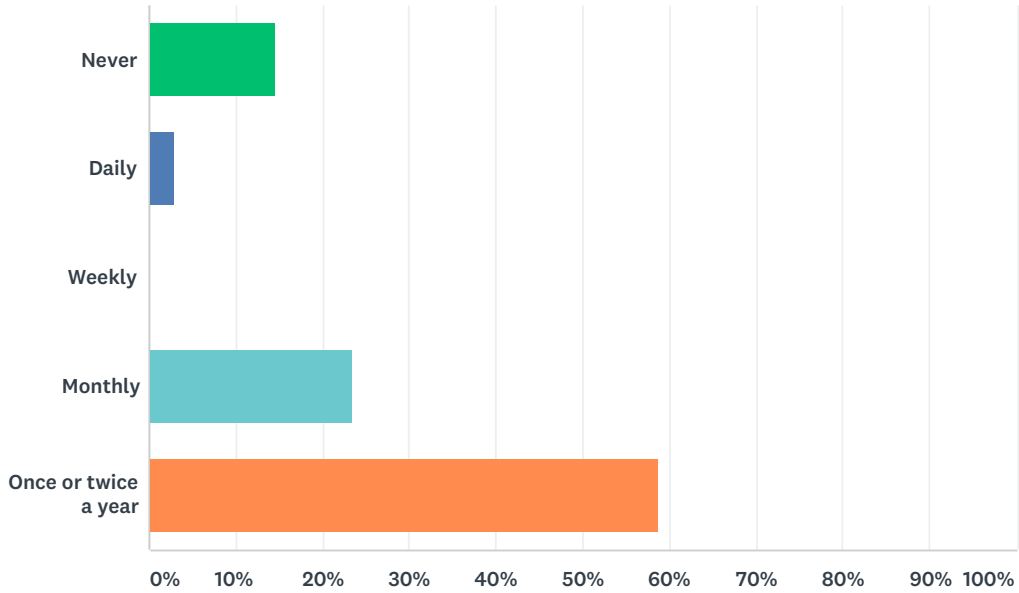
Answered: 16 Skipped: 27

Q15 Please list any possible community organizations and/or businesses that you feel would be ideal school partners:

Answered: 4 Skipped: 39

Q16 How often do you communicate with your child's teachers?

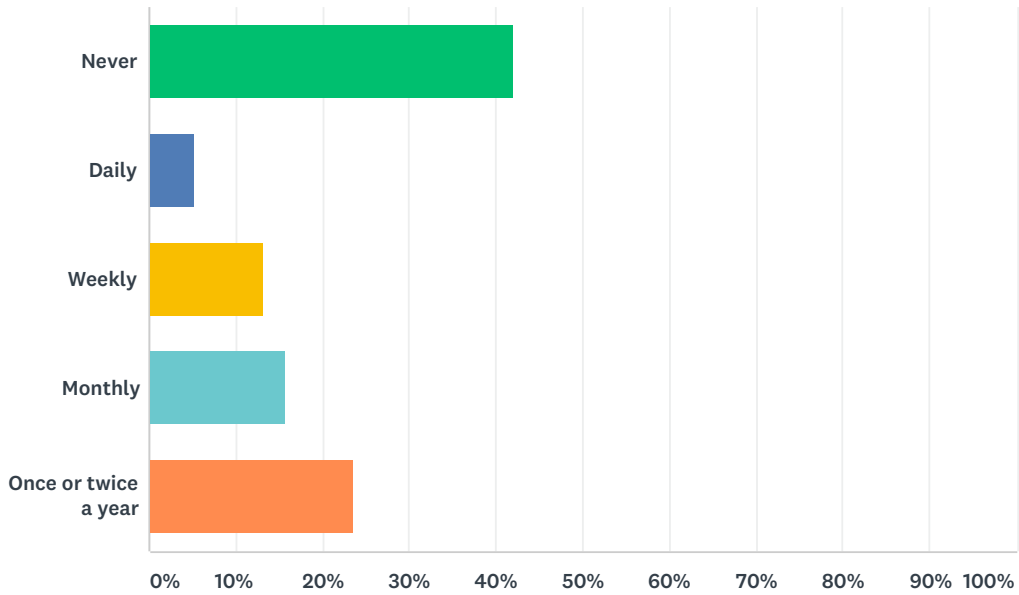
Answered: 34 Skipped: 9



ANSWER CHOICES	RESPONSES	
Never	14.71%	5
Daily	2.94%	1
Weekly	0.00%	0
Monthly	23.53%	8
Once or twice a year	58.82%	20
TOTAL		34

Q17 How often do your child's teachers communciate with you about your child's progress?

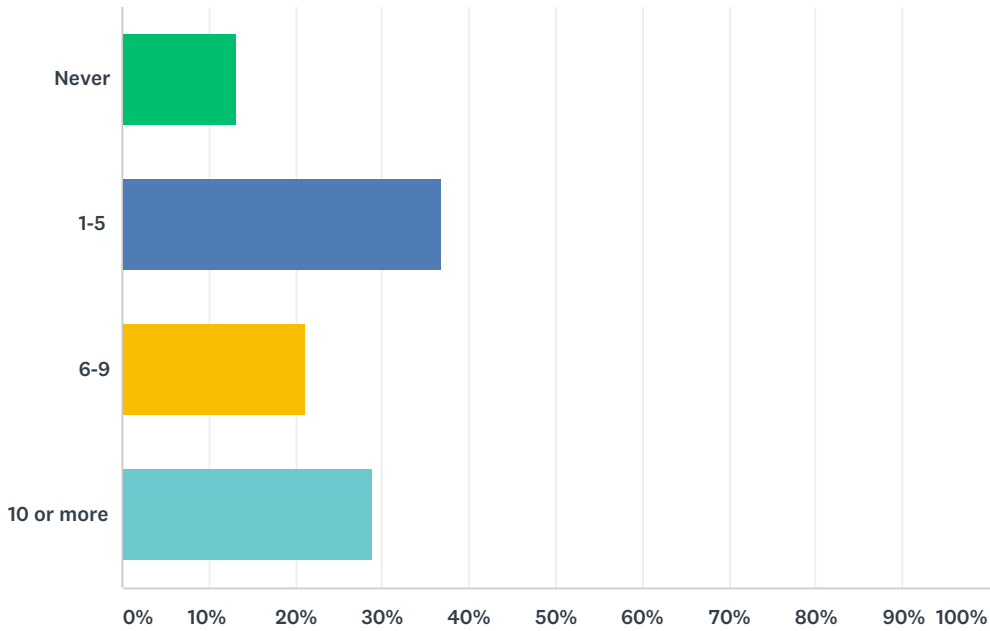
Answered: 38 Skipped: 5



ANSWER CHOICES	RESPONSES	
Never	42.11%	16
Daily	5.26%	2
Weekly	13.16%	5
Monthly	15.79%	6
Once or twice a year	23.68%	9
TOTAL		38

Q18 How many times per month do you access your child's grades through FOCUS?

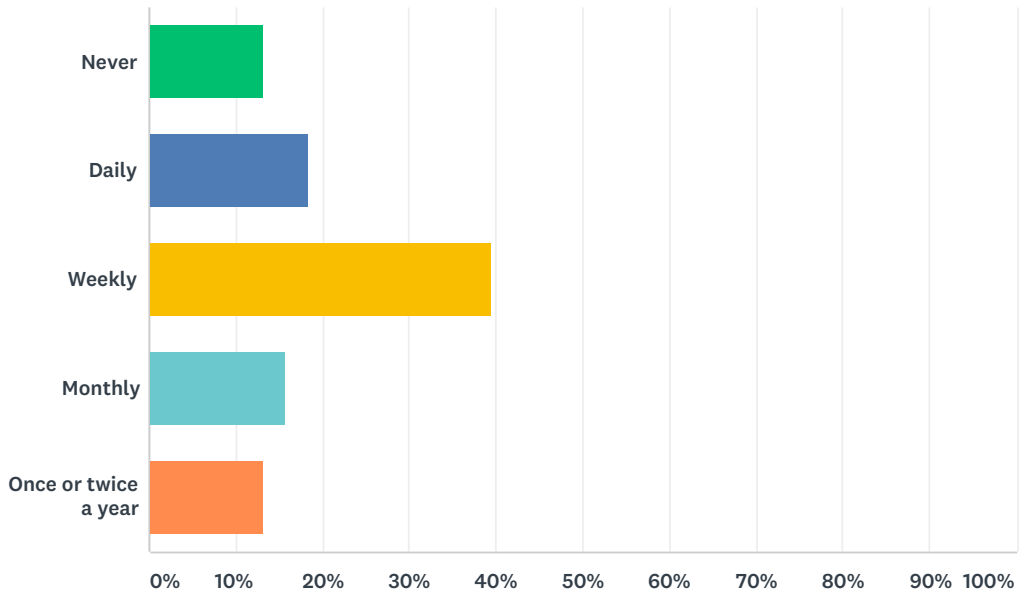
Answered: 38 Skipped: 5



ANSWER CHOICES	RESPONSES	
Never	13.16%	5
1-5	36.84%	14
6-9	21.05%	8
10 or more	28.95%	11
TOTAL		38

Q19 How often do you work with your child on class assignments?

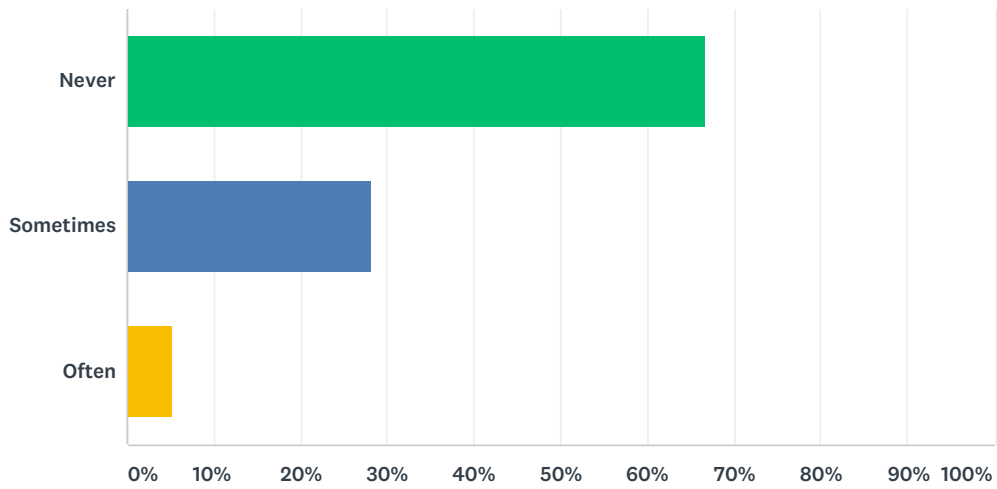
Answered: 38 Skipped: 5



ANSWER CHOICES	RESPONSES	
Never	13.16%	5
Daily	18.42%	7
Weekly	39.47%	15
Monthly	15.79%	6
Once or twice a year	13.16%	5
TOTAL		38

Q20 How often does your child's school or teachers provide you with information about ways you can help your child's learning at home?

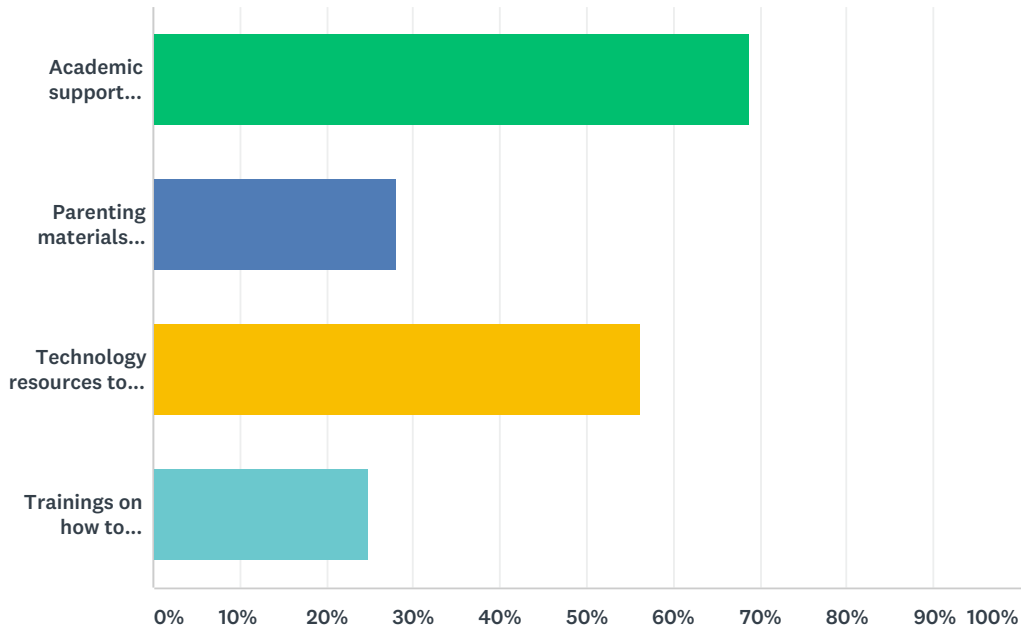
Answered: 39 Skipped: 4



ANSWER CHOICES	RESPONSES	
Never	66.67%	26
Sometimes	28.21%	11
Often	5.13%	2
TOTAL		39

Q21 What types of family engagement resources would you use if they were provided at your school?

Answered: 32 Skipped: 11



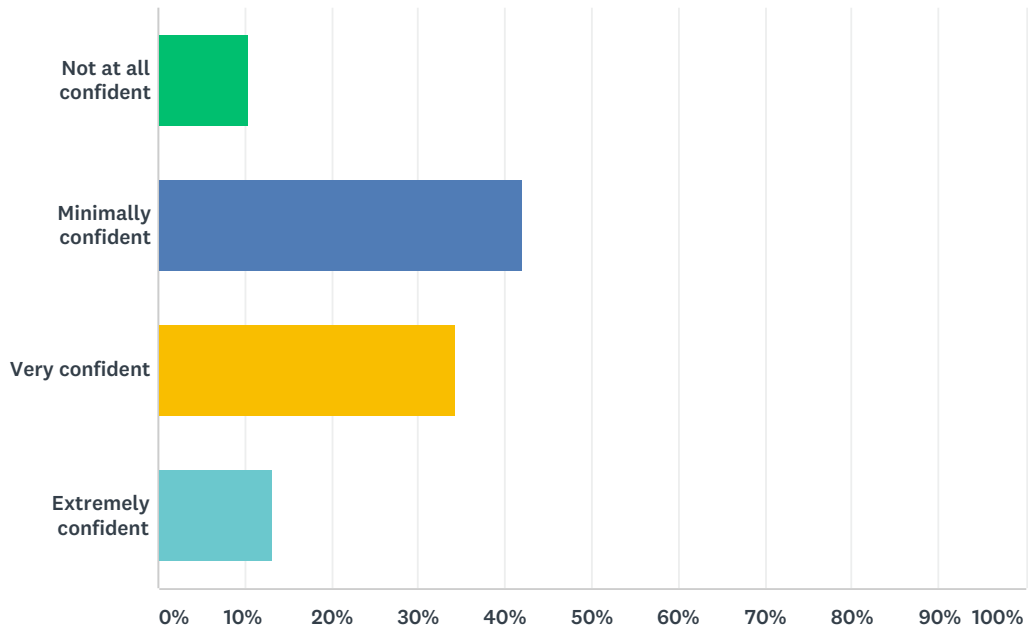
ANSWER CHOICES	RESPONSES	
Academic support materials for families to use at home	68.75%	22
Parenting materials (books and articles for check out)	28.13%	9
Technology resources to support learning at home	56.25%	18
Trainings on how to participate in school decision-making committees	25.00%	8
Total Respondents: 32		

Q22 What support do you need from the school to ensure your child moves successfully from one grade to the next?

Answered: 15 Skipped: 28

Q23 How confident are you in your ability to help your child make choices about the programs and courses they need to take in preparation for high school?

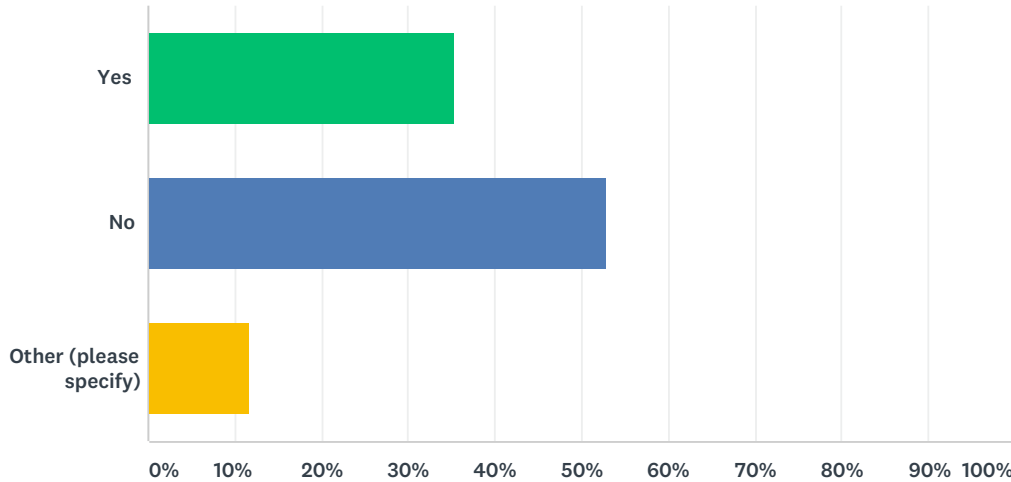
Answered: 38 Skipped: 5



ANSWER CHOICES	RESPONSES	
Not at all confident	10.53%	4
Minimally confident	42.11%	16
Very confident	34.21%	13
Extremely confident	13.16%	5
TOTAL		38

Q24 Have you been given opportunities to provide input and feedback into school decisions (school improvement, Title I services, event planning, discipline)?

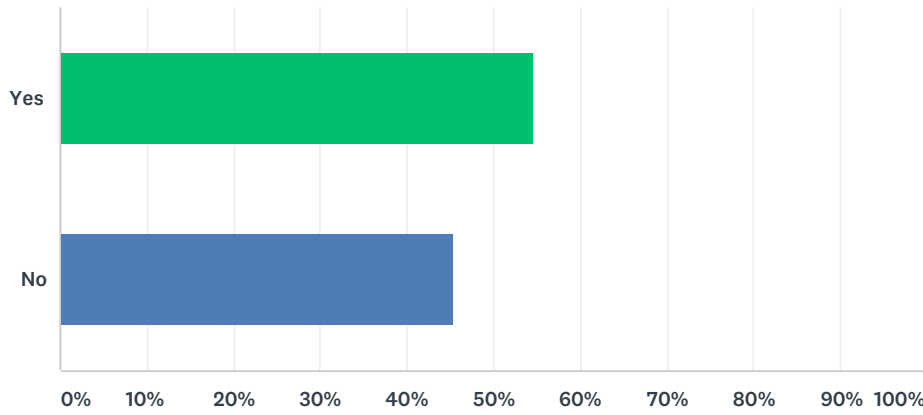
Answered: 34 Skipped: 9



ANSWER CHOICES	RESPONSES	
Yes	35.29%	12
No	52.94%	18
Other (please specify)	11.76%	4
TOTAL		34

Q25 Do you feel your child's school values input from families?

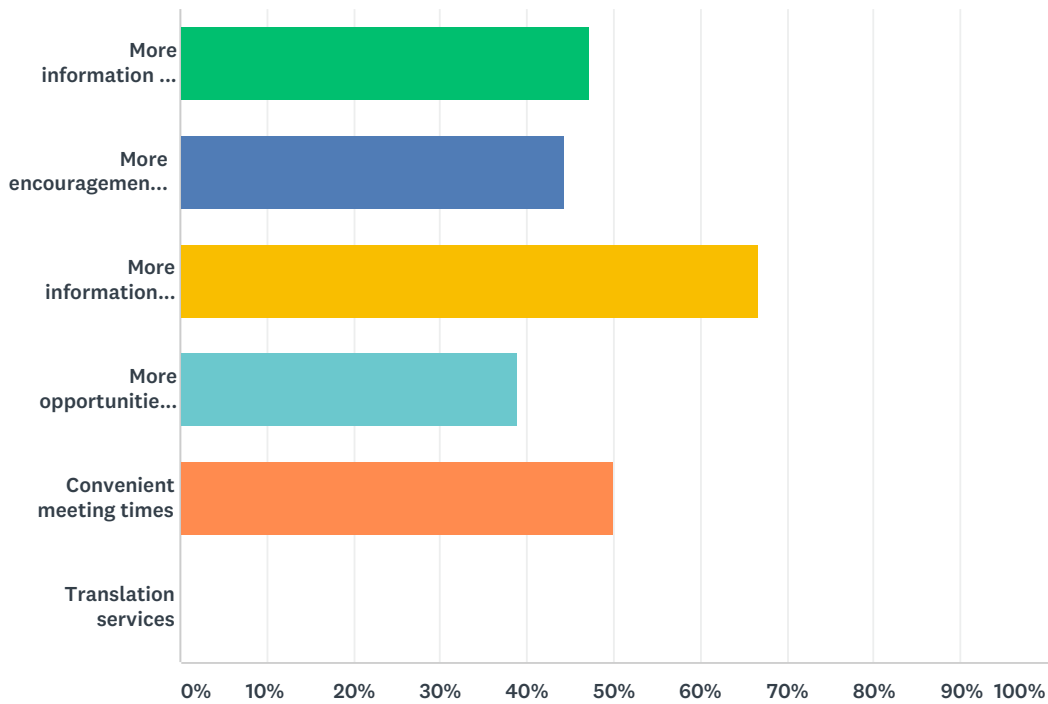
Answered: 33 Skipped: 10



ANSWER CHOICES	RESPONSES	
Yes	54.55%	18
No	45.45%	15
TOTAL		33

Q26 How could your school assist you in playing a more active role in school decision-making?

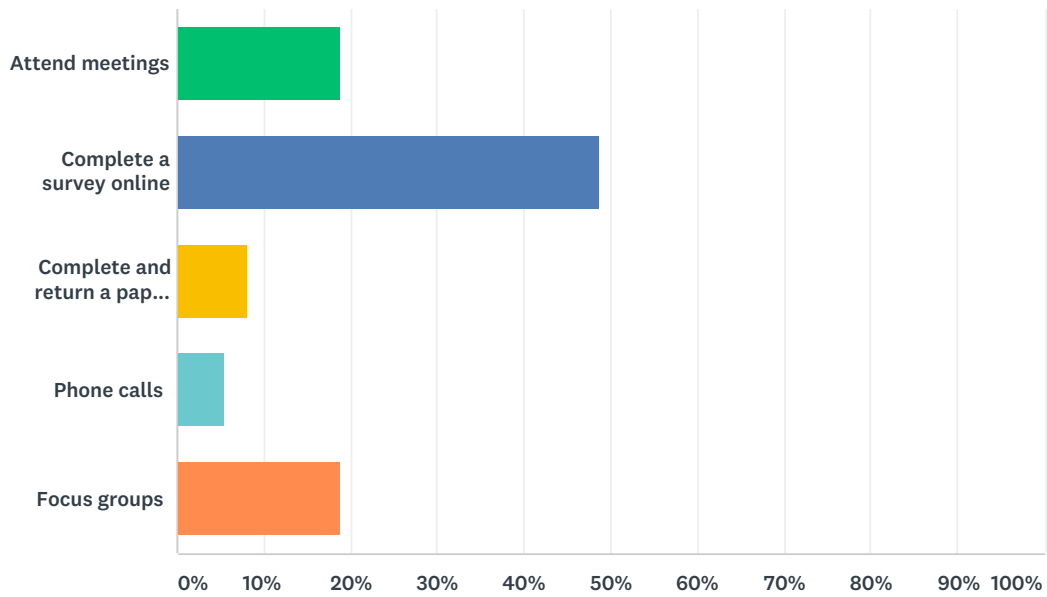
Answered: 36 Skipped: 7



ANSWER CHOICES	RESPONSES	
More information on how to become engaged	47.22%	17
More encouragement from the school to become engaged	44.44%	16
More information about school issues to be addressed	66.67%	24
More opportunities to share my opinion about school issues	38.89%	14
Convenient meeting times	50.00%	18
Translation services	0.00%	0
Total Respondents: 36		

Q27 What is the best way for you to provide input regarding your child's school?

Answered: 37 Skipped: 6



ANSWER CHOICES	RESPONSES	
Attend meetings	18.92%	7
Complete a survey online	48.65%	18
Complete and return a paper survey	8.11%	3
Phone calls	5.41%	2
Focus groups	18.92%	7
TOTAL		37

Q28 What do you feel is working well at your child's school? (This is your chance to brag about your school and share what you like about it!)

Answered: 17 Skipped: 26

Q29 What do you feel is not working, difficult, and/or needs improvement at your child's school? (This is your chance to tell us what you would like to see change.)

Answered: 19 Skipped: 24