


## Q1 What school does your child attend?

Answered: 304 Skipped: 0

# Brevard Public Schools Middle School Parent Survey 2018-2019



ANSWER CHOICES

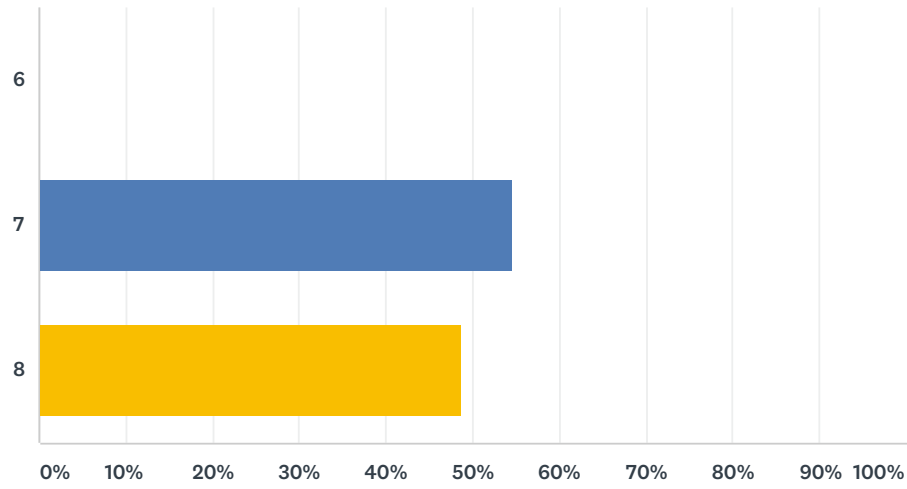
RESPONSES

## Brevard Public Schools Middle School Parent Survey 2018-2019

DeLaura Middle School	100.00%	304
Brevard Virtual Instruction Program (BVIP)	0.00%	0
Central Middle School	0.00%	0
Cocoa Beach Jr./Sr. High	0.00%	0
Cocoa High	0.00%	0
Edgewood Jr./Sr. High	0.00%	0
Hoover Middle School	0.00%	0
Jackson Middle School	0.00%	0
Jefferson Middle School	0.00%	0
Johnson Middle School	0.00%	0
Kennedy Middle School	0.00%	0
Madison Middle School	0.00%	0
McNair Magnet	0.00%	0
Pathways at Gardendale (North/Central Area Alternative Center)	0.00%	0
Pathways at Pine Grove (South Area Alternative Center)	0.00%	0
Southwest Middle School	0.00%	0
Space Coast Jr./Sr. High	0.00%	0
Stone Middle School	0.00%	0
West Shore Jr./Sr. High	0.00%	0
<b>TOTAL</b>		<b>304</b>

## Q2 What is your child's current grade level?

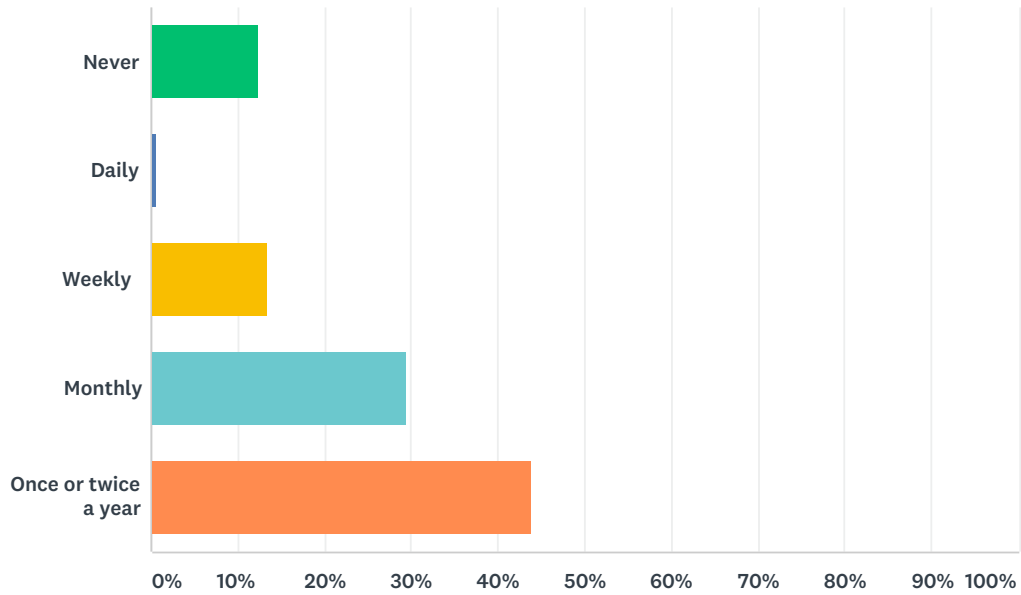
Answered: 304 Skipped: 0



ANSWER CHOICES	RESPONSES	
6	0.00%	0
7	54.61%	166
8	48.68%	148
Total Respondents: 304		

### Q3 How often do you communicate with your child's teachers?

Answered: 275 Skipped: 29

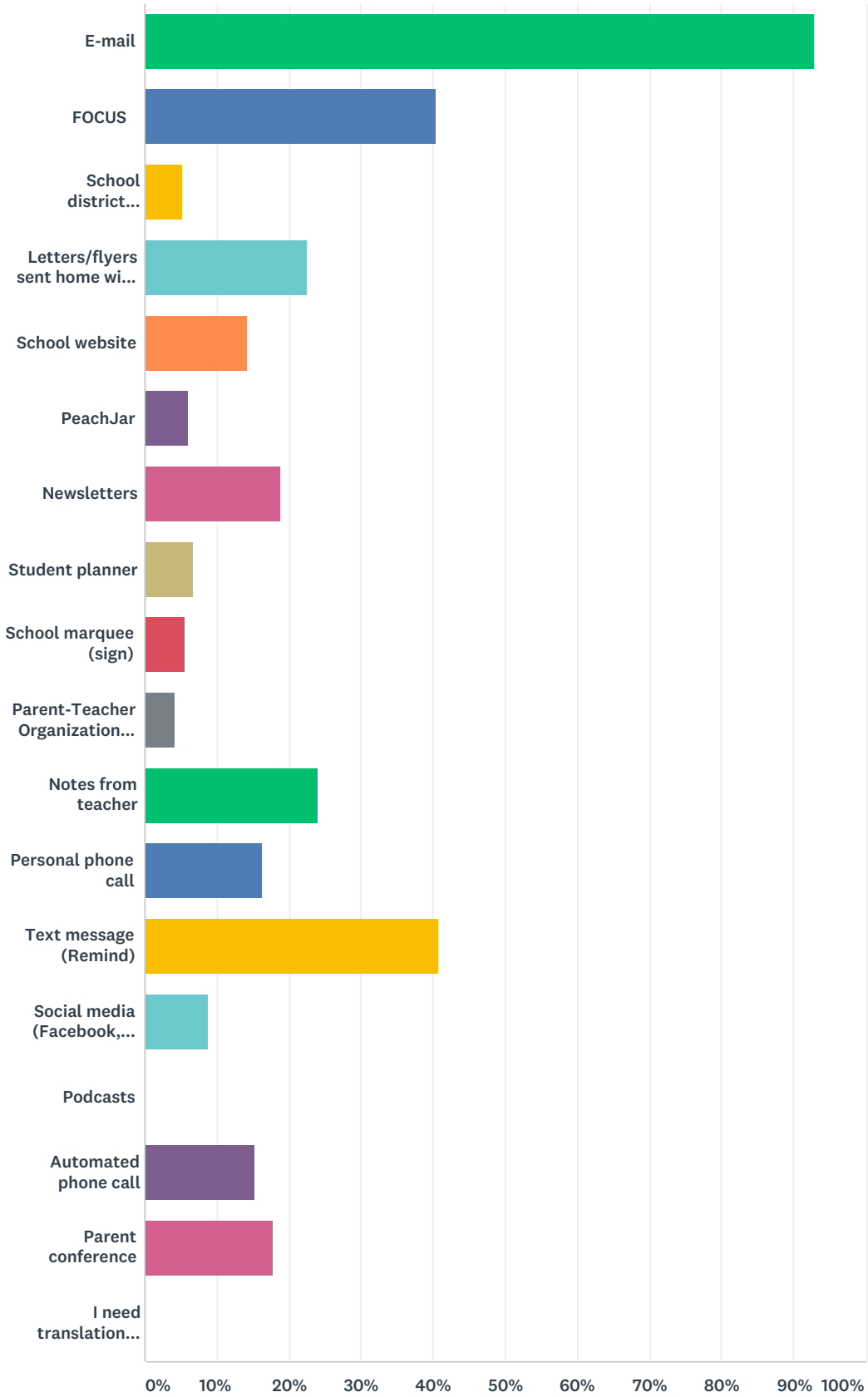


ANSWER CHOICES	RESPONSES	
Never	12.36%	34
Daily	0.73%	2
Weekly	13.45%	37
Monthly	29.45%	81
Once or twice a year	44.00%	121
<b>TOTAL</b>		<b>275</b>

**Q4 How would you prefer to receive information about events and/or your child's progress from the school? (check all that apply)**

Answered: 282 Skipped: 22

Brevard Public Schools Middle School Parent Survey 2018-2019



ANSWER CHOICES	RESPONSES
E-mail	92.91% 262

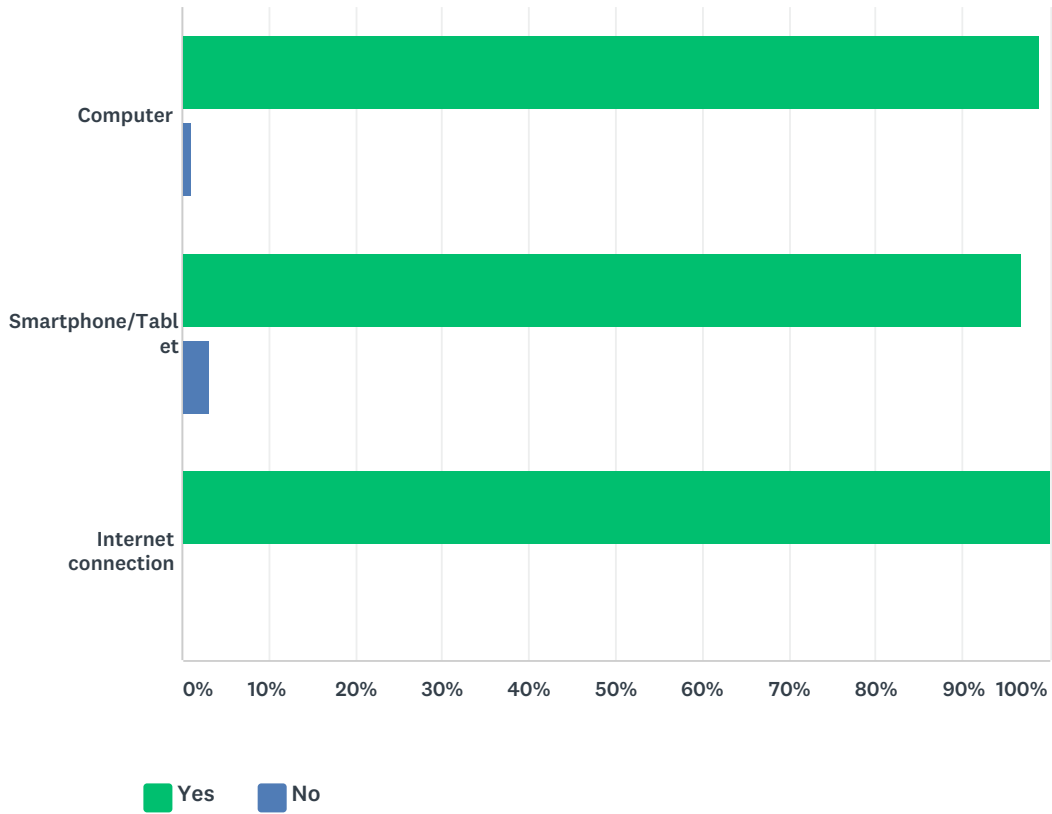
## Brevard Public Schools Middle School Parent Survey 2018-2019

FOCUS	40.43%	114
School district website	5.32%	15
Letters/flyers sent home with students	22.70%	64
School website	14.18%	40
PeachJar	6.03%	17
Newsletters	18.79%	53
Student planner	6.74%	19
School marquee (sign)	5.67%	16
Parent-Teacher Organization (PTO/PTA)	4.26%	12
Notes from teacher	24.11%	68
Personal phone call	16.31%	46
Text message (Remind)	40.78%	115
Social media (Facebook, Twitter)	8.87%	25
Podcasts	0.00%	0
Automated phone call	15.25%	43
Parent conference	17.73%	50
I need translation assistance	0.00%	0
Total Respondents: 282		



### Q5 Does your child have access to a computer and internet connection outside of school?

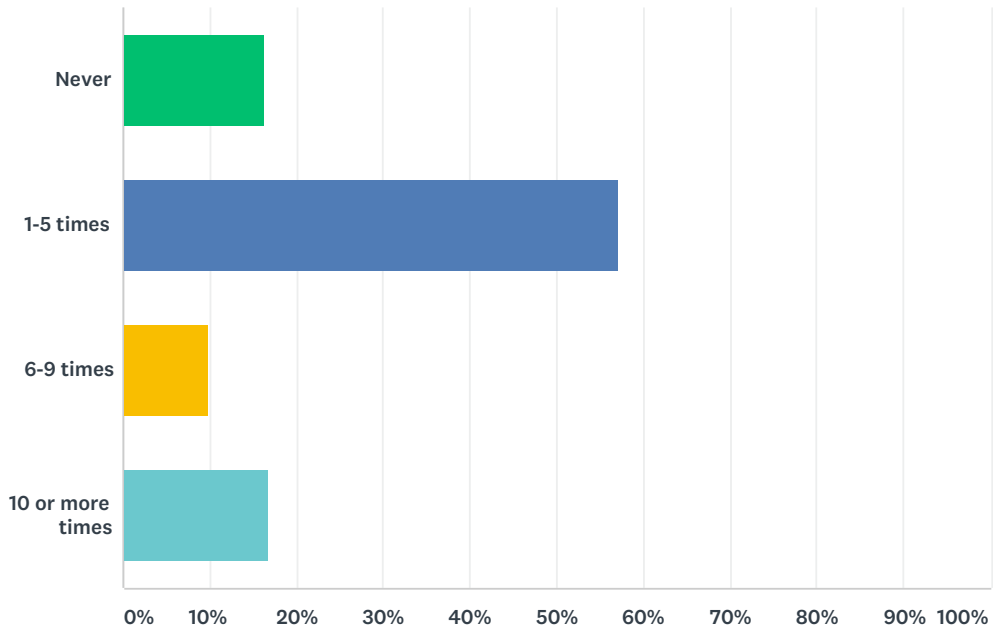
Answered: 284 Skipped: 20



	YES	NO	TOTAL
Computer	98.94% 280	1.06% 3	283
Smartphone/Tablet	96.81% 273	3.19% 9	282
Internet connection	100.00% 282	0.00% 0	282

## Q6 How many times per month do you access the school website?

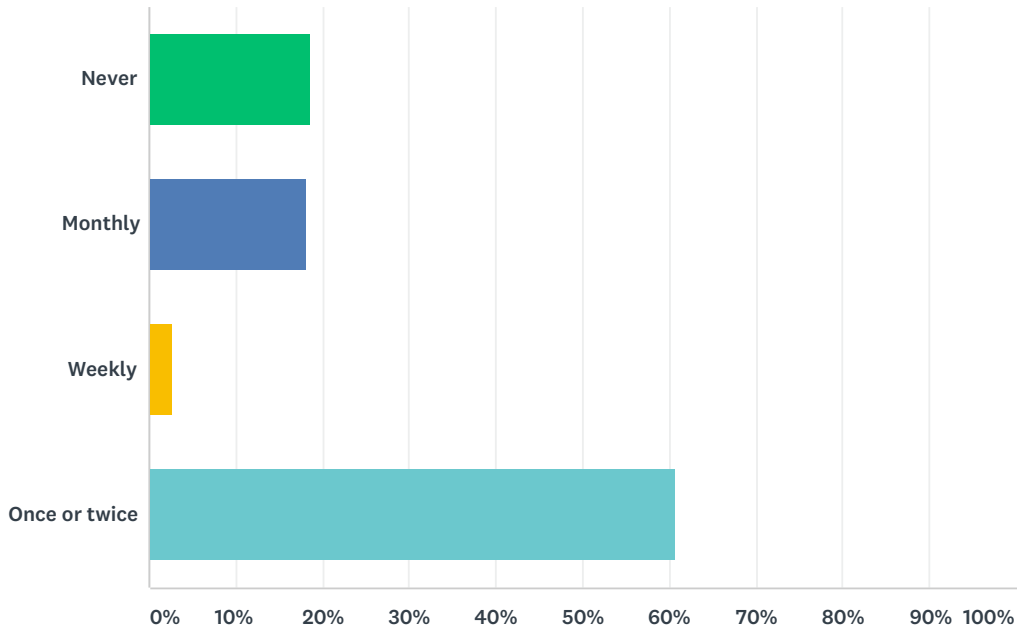
Answered: 282 Skipped: 22



ANSWER CHOICES	RESPONSES	
Never	16.31%	46
1-5 times	57.09%	161
6-9 times	9.93%	28
10 or more times	16.67%	47
TOTAL		282

### Q7 In the past year, how often did you participate in family engagement activities, events or programs at your child's school?

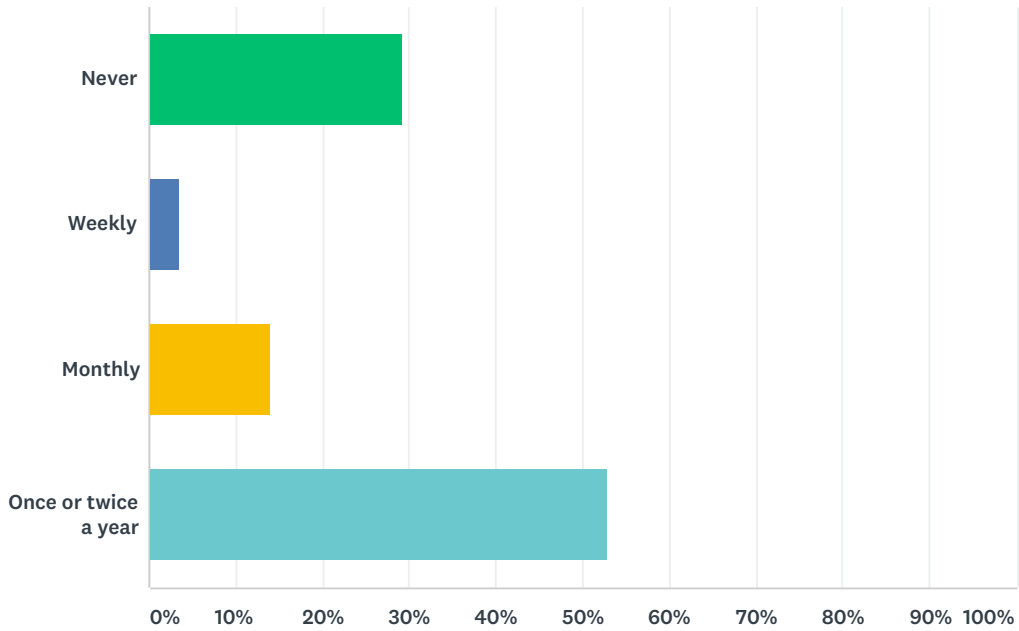
Answered: 264 Skipped: 40



ANSWER CHOICES	RESPONSES	
Never	18.56%	49
Monthly	18.18%	48
Weekly	2.65%	7
Once or twice	60.61%	160
<b>TOTAL</b>		<b>264</b>

### Q8 How often did you participate in school events because your child encouraged you to be involved?

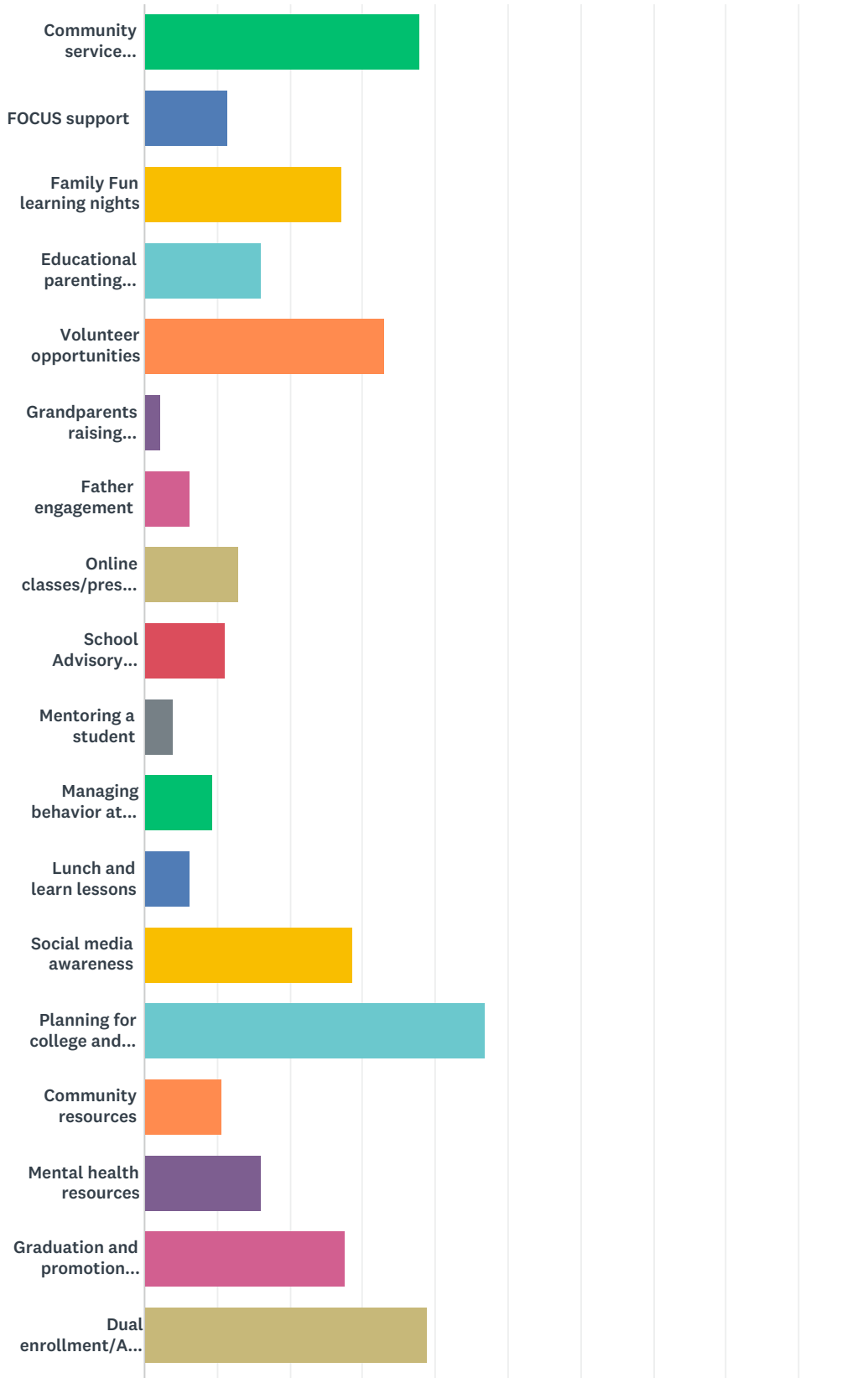
Answered: 249 Skipped: 55



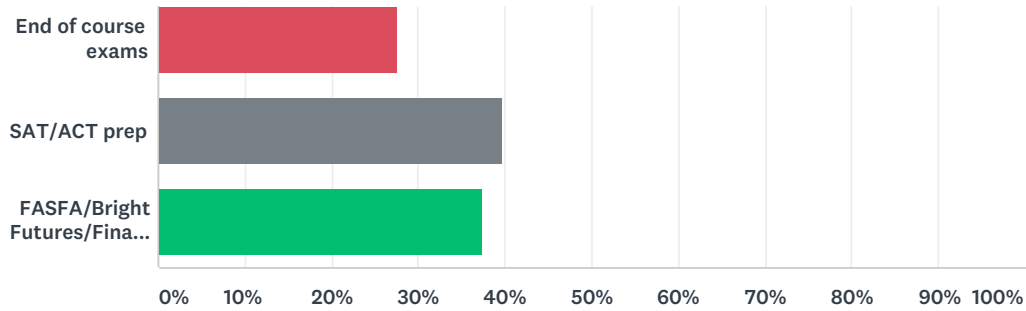
ANSWER CHOICES	RESPONSES	
Never	29.32%	73
Weekly	3.61%	9
Monthly	14.06%	35
Once or twice a year	53.01%	132
<b>TOTAL</b>		<b>249</b>

### Q9 Which of the following informational meetings and activities would you be interested in participating in or attending? (Check all that apply)

Answered: 224 Skipped: 80



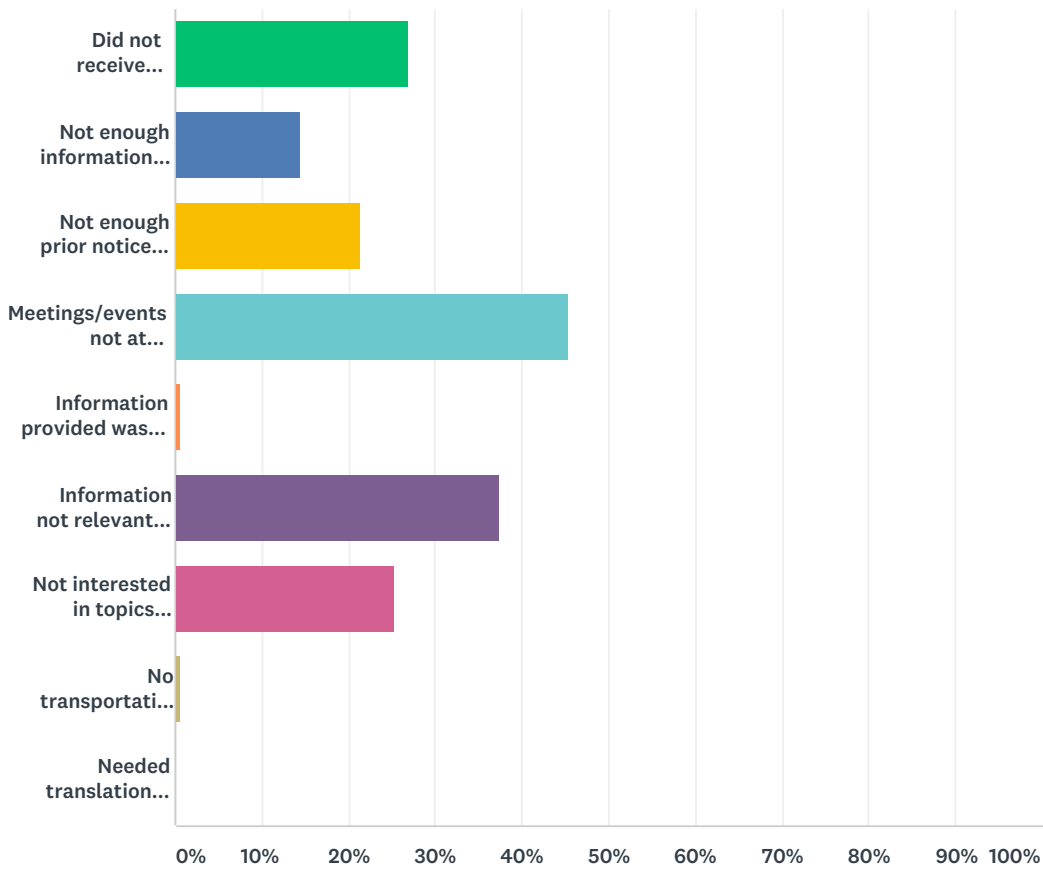
## Brevard Public Schools Middle School Parent Survey 2018-2019



ANSWER CHOICES	RESPONSES	
Community service projects with staff/students	37.95%	85
FOCUS support	11.61%	26
Family Fun learning nights	27.23%	61
Educational parenting workshops/classes	16.07%	36
Volunteer opportunities	33.04%	74
Grandparents raising grandchildren	2.23%	5
Father engagement	6.25%	14
Online classes/presentations	12.95%	29
School Advisory Council (SAC) or Parent Teacher Organization (PTO)	11.16%	25
Mentoring a student	4.02%	9
Managing behavior at home	9.38%	21
Lunch and learn lessons	6.25%	14
Social media awareness	28.57%	64
Planning for college and career	46.88%	105
Community resources	10.71%	24
Mental health resources	16.07%	36
Graduation and promotion requirements	27.68%	62
Dual enrollment/Advanced Placement courses	38.84%	87
End of course exams	27.68%	62
SAT/ACT prep	39.73%	89
FASFA/Bright Futures/Financial aid options	37.50%	84
Total Respondents: 224		

### Q10 If you were unable to attend informational meetings or academic events, please share why. (Check all that apply)

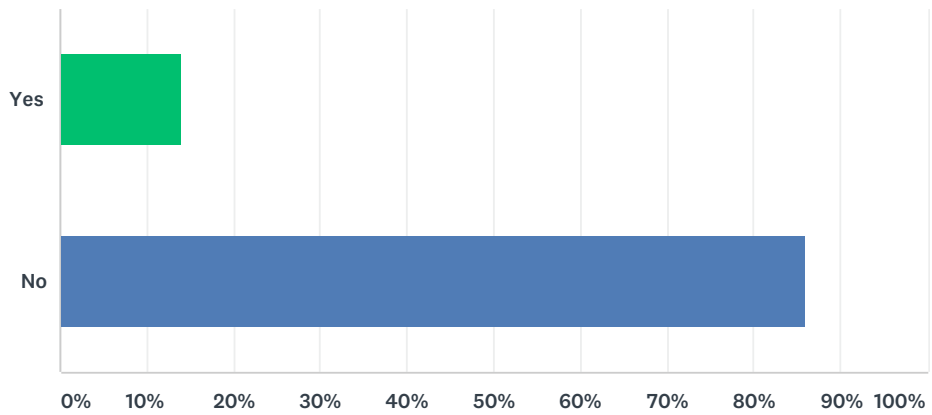
Answered: 174 Skipped: 130



ANSWER CHOICES	RESPONSES	
Did not receive information about meetings/events	27.01%	47
Not enough information provided	14.37%	25
Not enough prior notice provided	21.26%	37
Meetings/events not at convenient times	45.40%	79
Information provided was difficult to understand	0.57%	1
Information not relevant to me/my child	37.36%	65
Not interested in topics presented	25.29%	44
No transportation to get to meetings/events	0.57%	1
Needed translation services	0.00%	0
Total Respondents: 174		

### Q11 Is the cost of fingerprinting a barrier to volunteering at your child's school?

Answered: 257 Skipped: 47

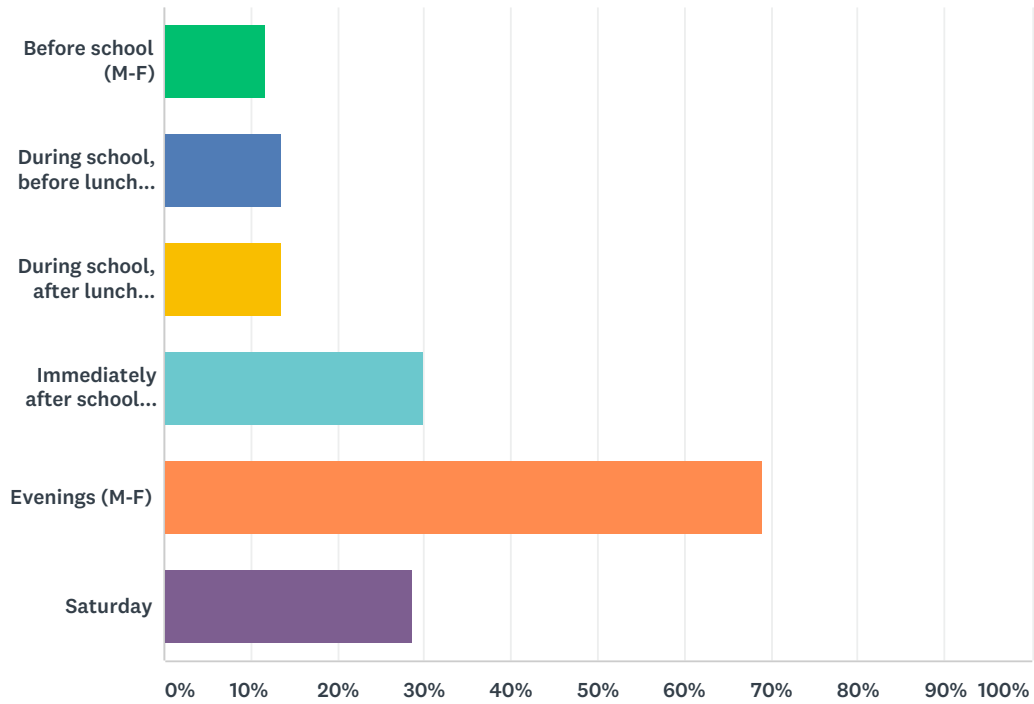


ANSWER CHOICES	RESPONSES	
Yes	14.01%	36
No	85.99%	221
TOTAL		257



## Q12 When is the best time for you to attend a school event for families?

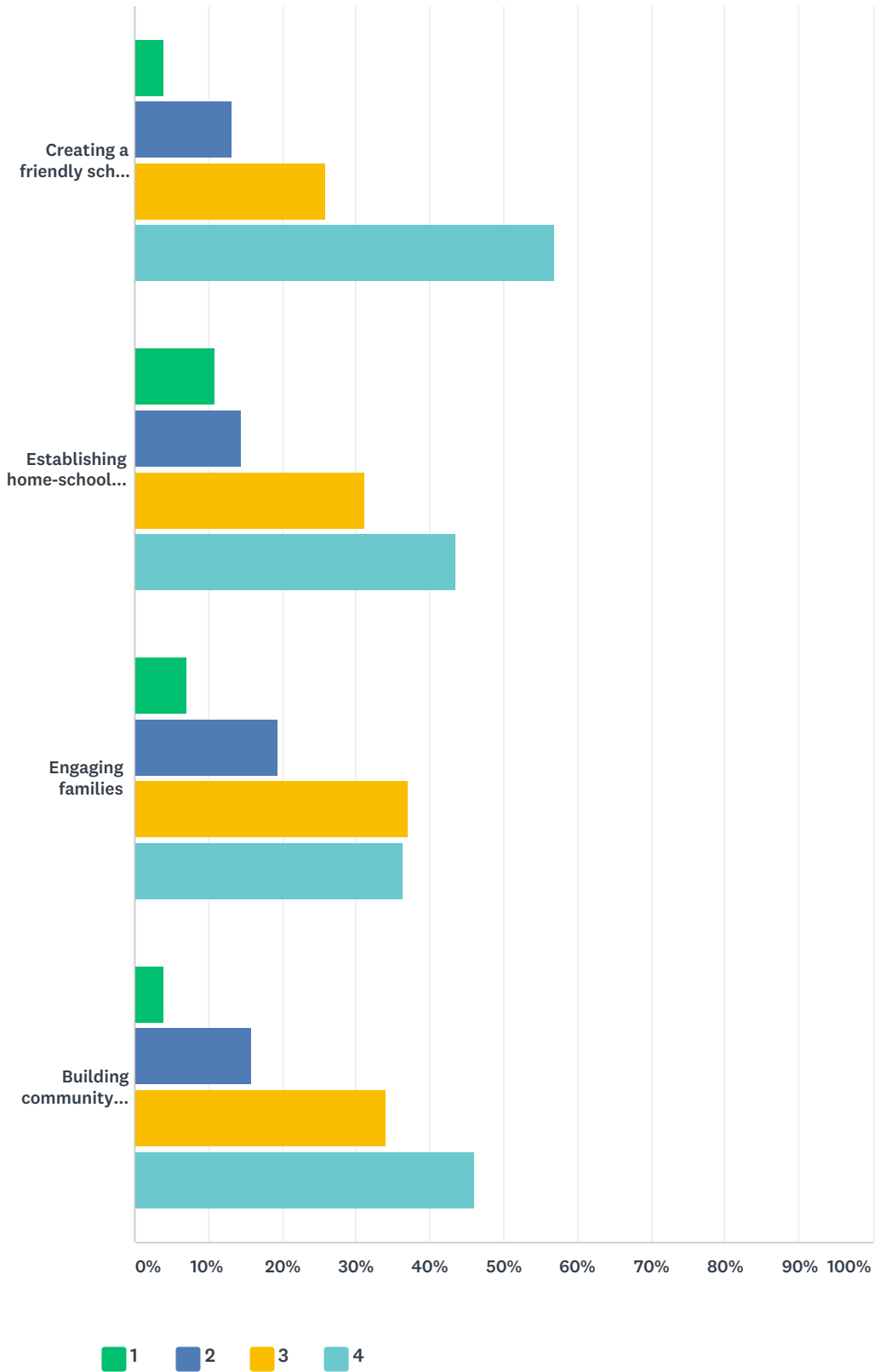
Answered: 258 Skipped: 46



ANSWER CHOICES	RESPONSES	
Before school (M-F)	11.63%	30
During school, before lunch (M-F)	13.57%	35
During school, after lunch (M-F)	13.57%	35
Immediately after school (M-F)	29.84%	77
Evenings (M-F)	68.99%	178
Saturday	28.68%	74
Total Respondents: 258		

Q13 Please rank the following from 1 (not well) through 4 (extremely well) according to how well your child's school supports each area:

Answered: 258 Skipped: 46



Brevard Public Schools Middle School Parent Survey 2018-2019

	1	2	3	4	TOTAL	WEIGHTED AVERAGE
Creating a friendly school climate	3.88% 10	13.18% 34	25.97% 67	56.98% 147	258	3.36
Establishing home-school communications	10.80% 27	14.40% 36	31.20% 78	43.60% 109	250	3.08
Engaging families	7.03% 18	19.53% 50	37.11% 95	36.33% 93	256	3.03
Building community partnerships	4.07% 10	15.85% 39	34.15% 84	45.93% 113	246	3.22

**Q14 In what ways can family engagement be strengthened at your child's school?**

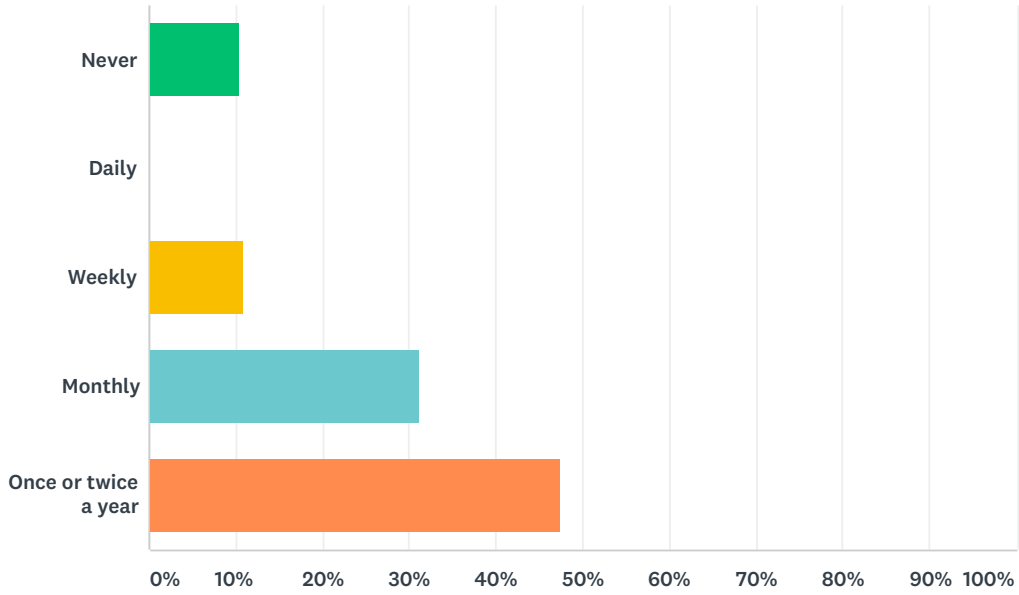
Answered: 73 Skipped: 231

**Q15 Please list any possible community organizations and/or businesses that you feel would be ideal school partners:**

Answered: 32 Skipped: 272

### Q16 How often do you communicate with your child's teachers?

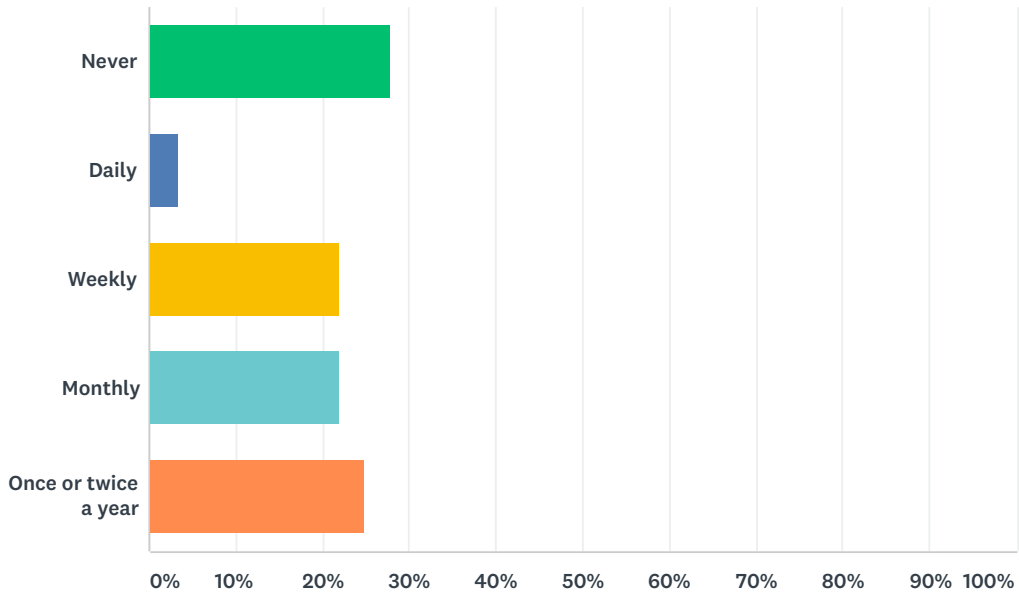
Answered: 240 Skipped: 64



ANSWER CHOICES	RESPONSES	
Never	10.42%	25
Daily	0.00%	0
Weekly	10.83%	26
Monthly	31.25%	75
Once or twice a year	47.50%	114
<b>TOTAL</b>		<b>240</b>

### Q17 How often do your child's teachers communciate with you about your child's progress?

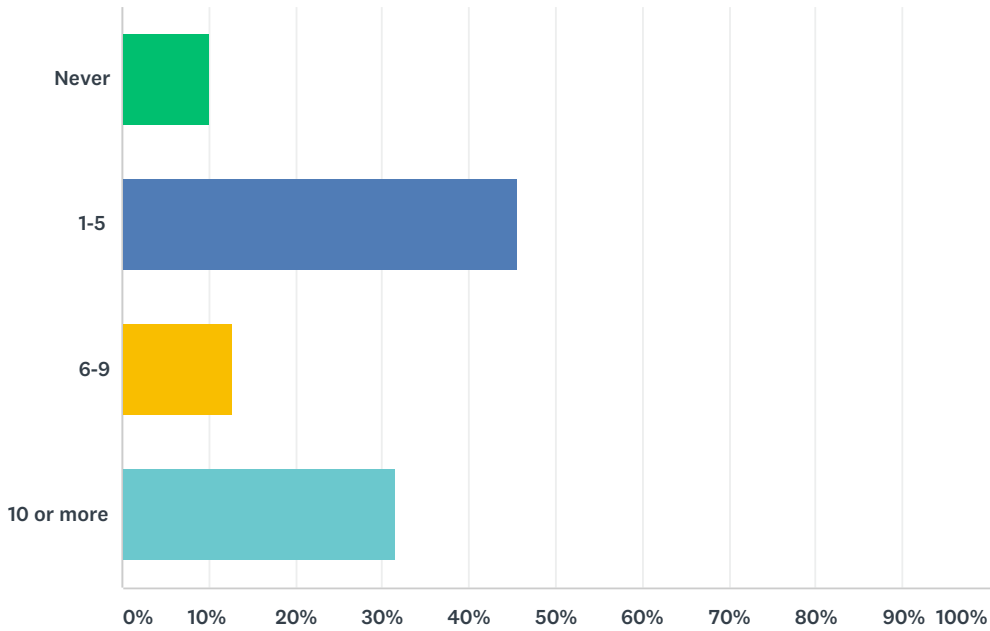
Answered: 237 Skipped: 67



ANSWER CHOICES	RESPONSES	
Never	27.85%	66
Daily	3.38%	8
Weekly	21.94%	52
Monthly	21.94%	52
Once or twice a year	24.89%	59
<b>TOTAL</b>		<b>237</b>

### Q18 How many times per month do you access your child's grades through FOCUS?

Answered: 250 Skipped: 54

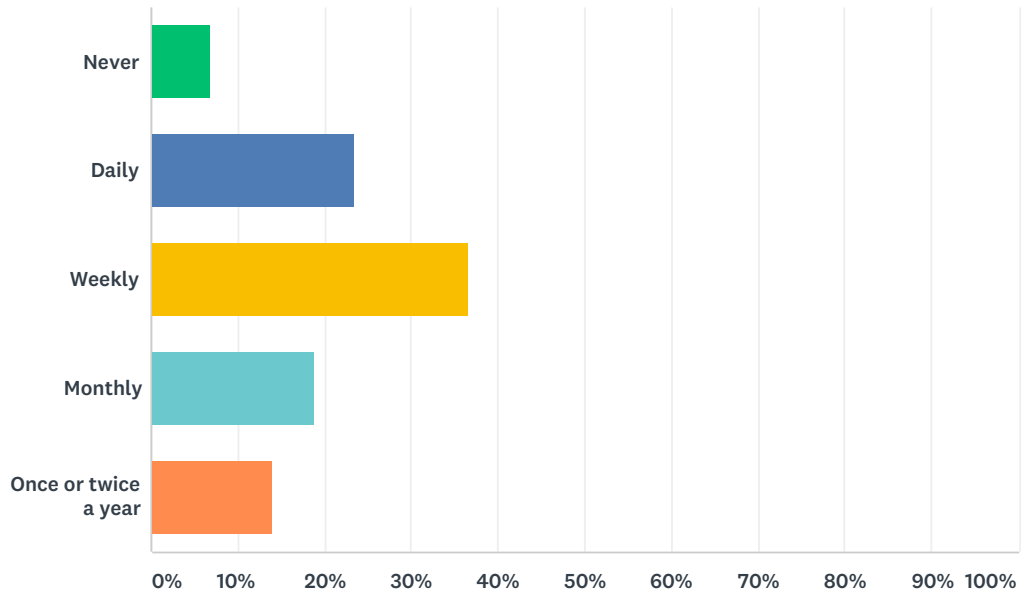


ANSWER CHOICES	RESPONSES	
Never	10.00%	25
1-5	45.60%	114
6-9	12.80%	32
10 or more	31.60%	79
TOTAL		250



## Q19 How often do you work with your child on class assignments?

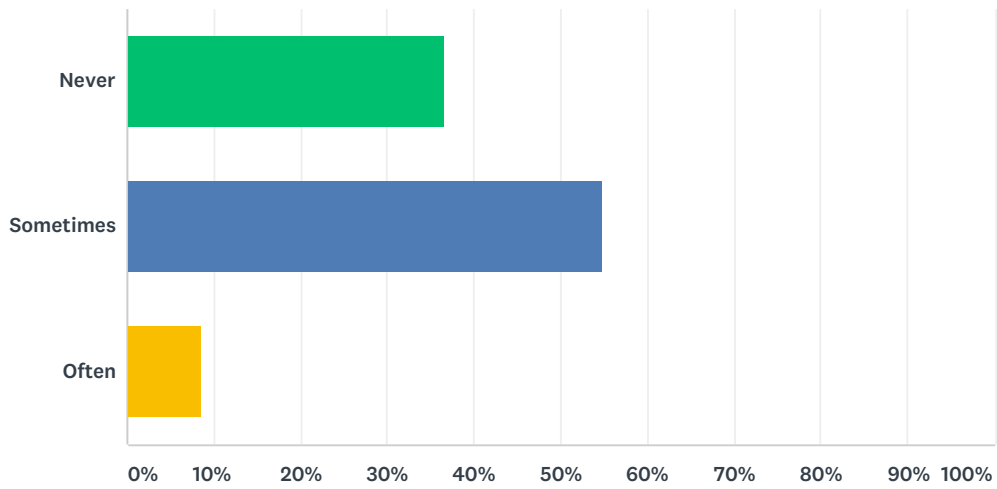
Answered: 243 Skipped: 61



ANSWER CHOICES	RESPONSES	
Never	7.00%	17
Daily	23.46%	57
Weekly	36.63%	89
Monthly	18.93%	46
Once or twice a year	13.99%	34
<b>TOTAL</b>		<b>243</b>

## Q20 How often does your child's school or teachers provide you with information about ways you can help your child's learning at home?

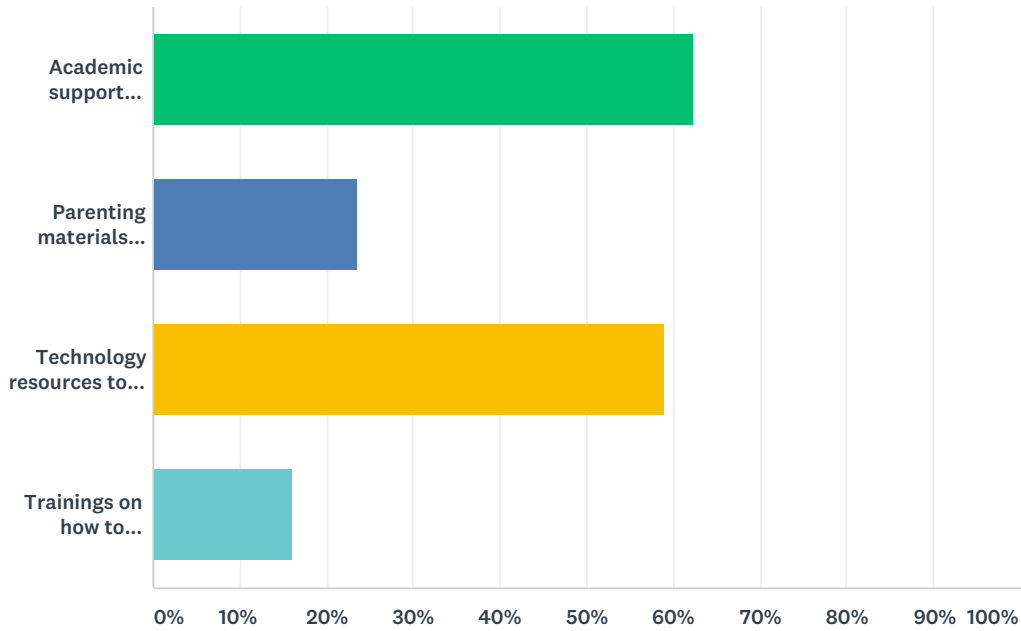
Answered: 243 Skipped: 61



ANSWER CHOICES	RESPONSES	
Never	36.63%	89
Sometimes	54.73%	133
Often	8.64%	21
TOTAL		243

## Q21 What types of family engagement resources would you use if they were provided at your school?

Answered: 173 Skipped: 131



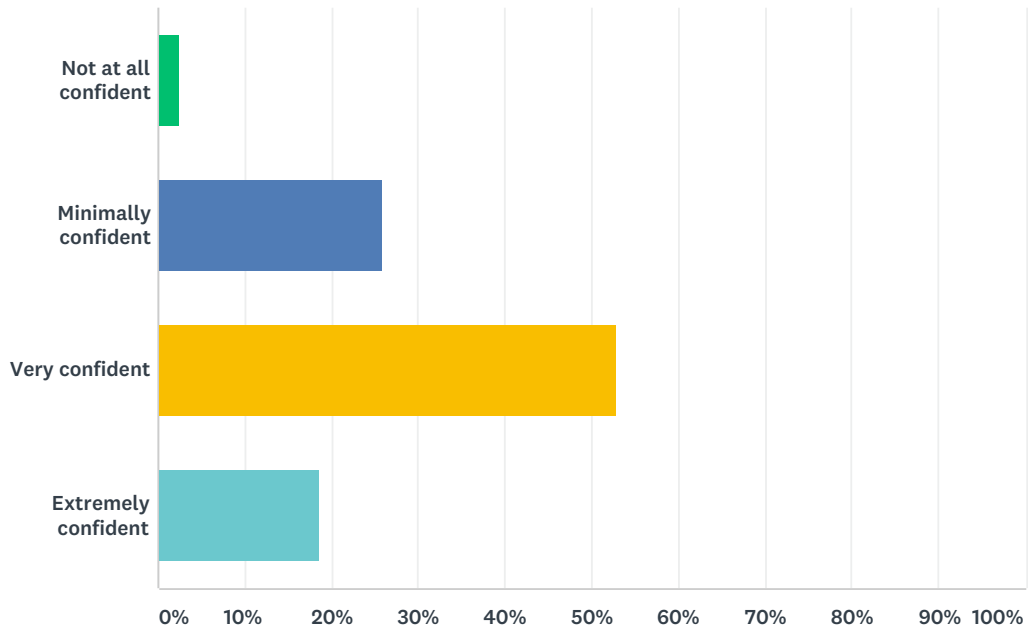
ANSWER CHOICES	RESPONSES	
Academic support materials for families to use at home	62.43%	108
Parenting materials (books and articles for check out)	23.70%	41
Technology resources to support learning at home	58.96%	102
Trainings on how to participate in school decision-making committees	16.18%	28
Total Respondents: 173		

**Q22 What support do you need from the school to ensure your child moves successfully from one grade to the next?**

Answered: 81 Skipped: 223

## Q23 How confident are you in your ability to help your child make choices about the programs and courses they need to take in preparation for high school?

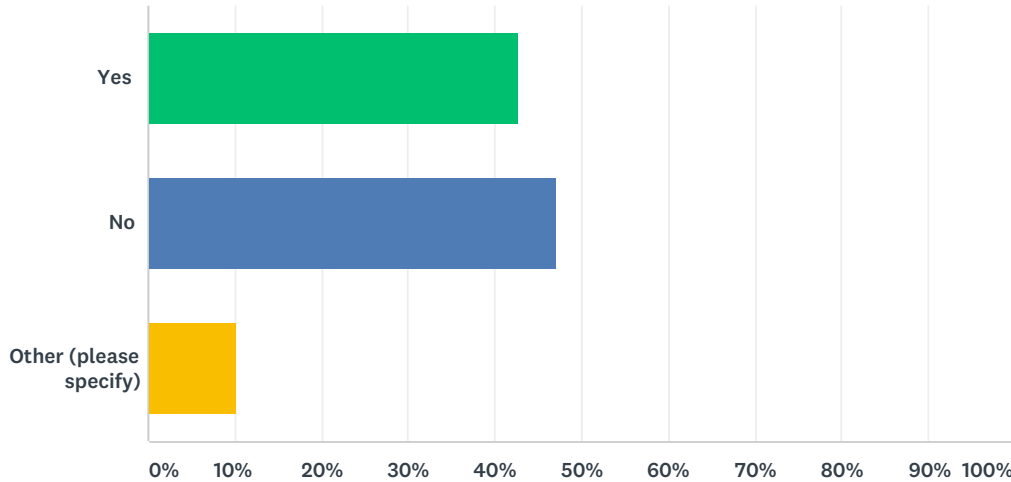
Answered: 246 Skipped: 58



ANSWER CHOICES	RESPONSES	
Not at all confident	2.44%	6
Minimally confident	26.02%	64
Very confident	52.85%	130
Extremely confident	18.70%	46
TOTAL		246

### Q24 Have you been given opportunities to provide input and feedback into school decisions (school improvement, Title I services, event planning, discipline)?

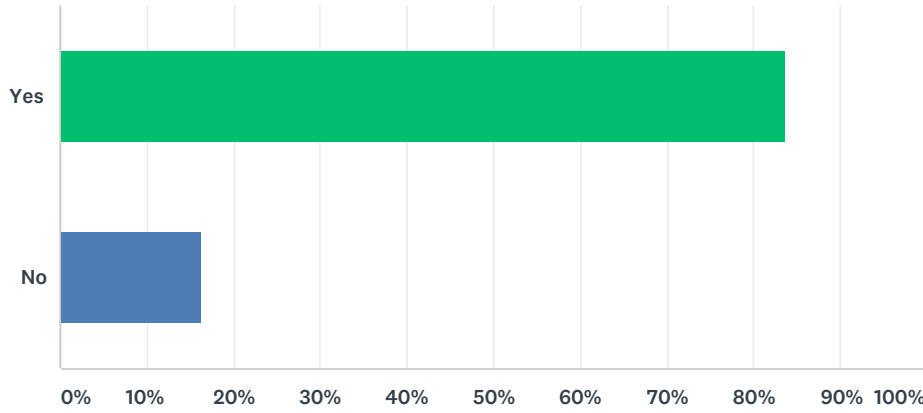
Answered: 234 Skipped: 70



ANSWER CHOICES	RESPONSES	
Yes	42.74%	100
No	47.01%	110
Other (please specify)	10.26%	24
<b>TOTAL</b>		<b>234</b>

## Q25 Do you feel your child's school values input from families?

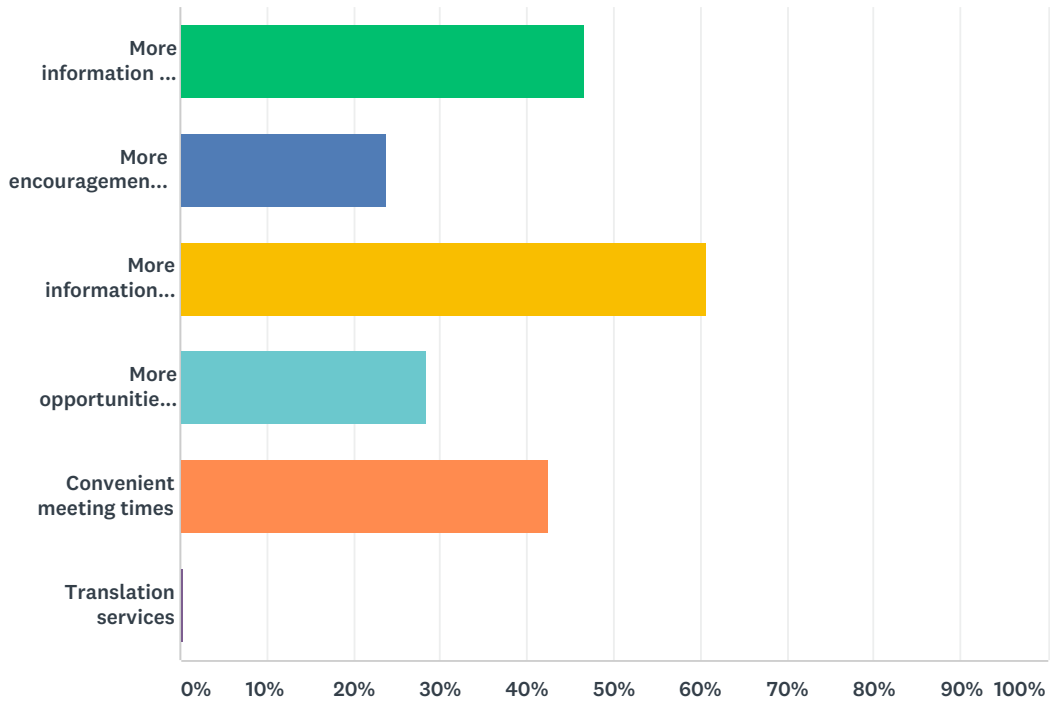
Answered: 228 Skipped: 76



ANSWER CHOICES	RESPONSES	
Yes	83.77%	191
No	16.23%	37
TOTAL		228

## Q26 How could your school assist you in playing a more active role in school decision-making?

Answered: 193 Skipped: 111

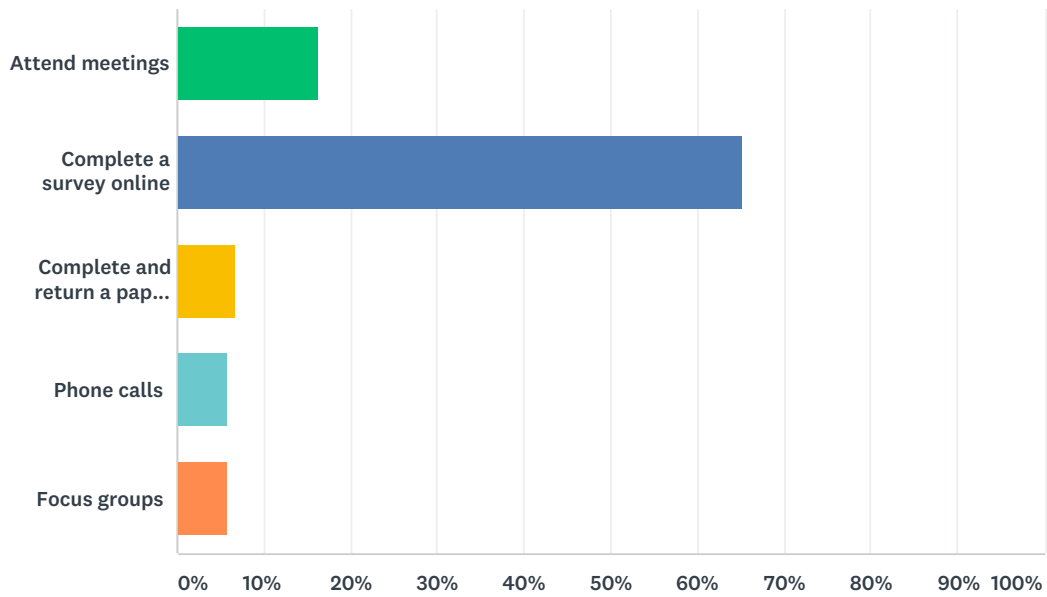


ANSWER CHOICES	RESPONSES	
More information on how to become engaged	46.63%	90
More encouragement from the school to become engaged	23.83%	46
More information about school issues to be addressed	60.62%	117
More opportunities to share my opinion about school issues	28.50%	55
Convenient meeting times	42.49%	82
Translation services	0.52%	1
Total Respondents: 193		



## Q27 What is the best way for you to provide input regarding your child's school?

Answered: 239 Skipped: 65



ANSWER CHOICES	RESPONSES	
Attend meetings	16.32%	39
Complete a survey online	65.27%	156
Complete and return a paper survey	6.69%	16
Phone calls	5.86%	14
Focus groups	5.86%	14
TOTAL		239

**Q28 What do you feel is working well at your child's school? (This is your chance to brag about your school and share what you like about it!)**

Answered: 133 Skipped: 171

**Q29 What do you feel is not working, difficult, and/or needs improvement at your child's school? (This is your chance to tell us what you would like to see change.)**

Answered: 132 Skipped: 172