

## Q1 What school does your child attend?

Answered: 314 Skipped: 0

# Brevard Public Schools High School Parent Survey 2018-2019



ANSWER CHOICES

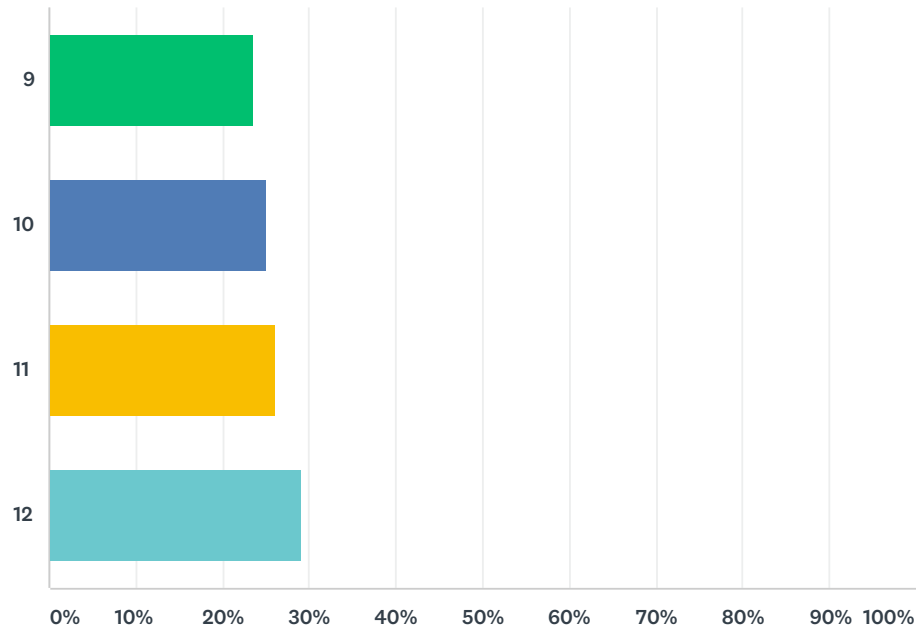
RESPONSES

Brevard Public Schools High School Parent Survey 2018-2019

Astronaut High	100.00%	314
Bayside High	0.00%	0
Brevard Virtual Instruction Program (BVIP)	0.00%	0
Cocoa Beach Jr./Sr. High	0.00%	0
Cocoa High	0.00%	0
Eau Gallie High	0.00%	0
Edgewood Jr./Sr. High	0.00%	0
Heritage High	0.00%	0
Melbourne High	0.00%	0
Merritt Island High	0.00%	0
Pathways at Gardendale (North/Central Area Alternative Center)	0.00%	0
Palm Bay Magnet High	0.00%	0
Rockledge High	0.00%	0
Satellite High	0.00%	0
Pathways at Pine Grove (South Area Alternative Center)	0.00%	0
Space Coast Jr./Sr. High	0.00%	0
Titusville High	0.00%	0
Viera High	0.00%	0
West Shore Jr./Sr. High	0.00%	0
<b>TOTAL</b>		<b>314</b>

## Q2 What is your child's current grade level?

Answered: 314 Skipped: 0

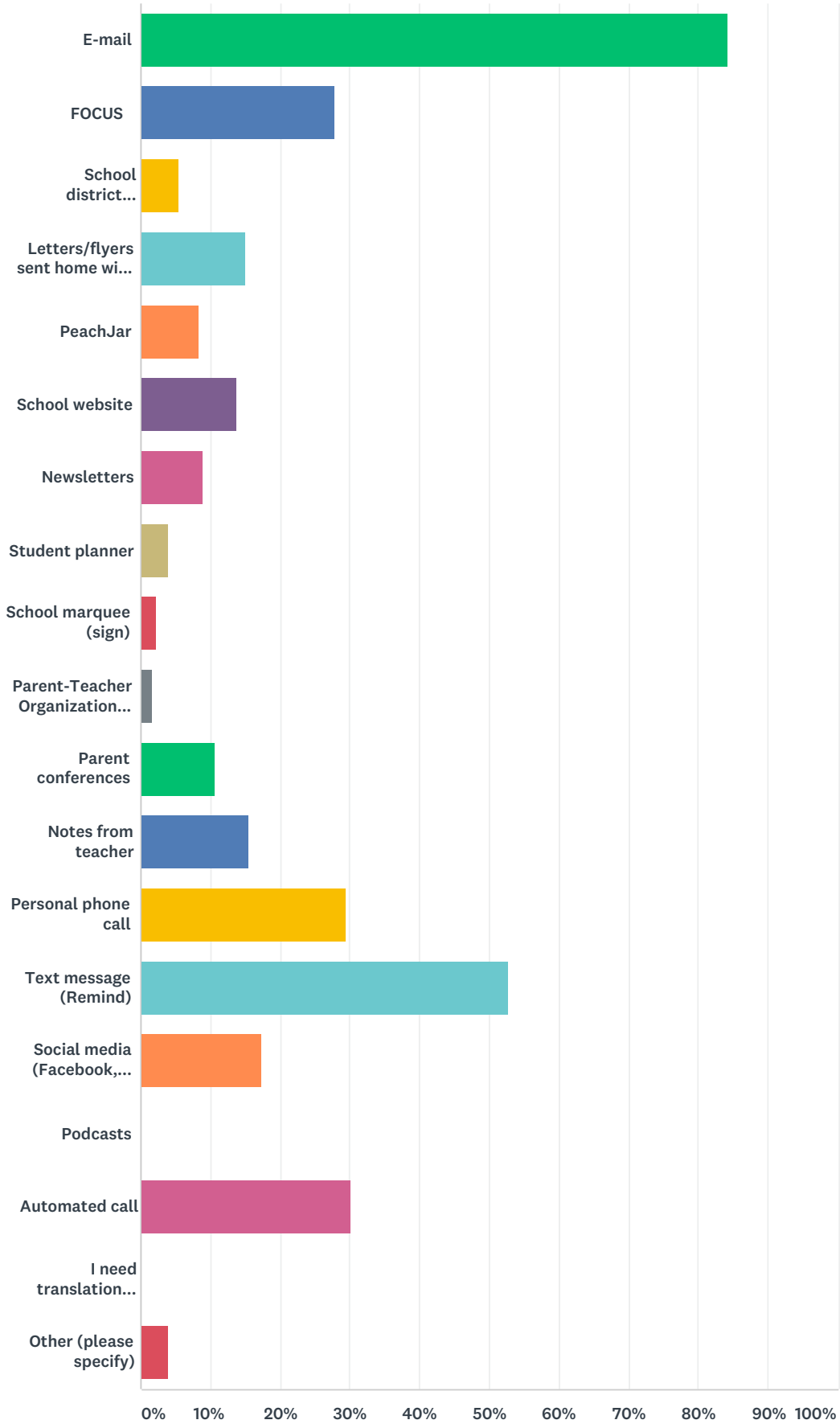


ANSWER CHOICES	RESPONSES	
9	23.57%	74
10	25.16%	79
11	26.11%	82
12	28.98%	91
Total Respondents: 314		

**Q3 What is the best way for us to get important information regarding school events or your child's progress to you? (Check all that apply)**

Answered: 298 Skipped: 16

# Brevard Public Schools High School Parent Survey 2018-2019



ANSWER CHOICES

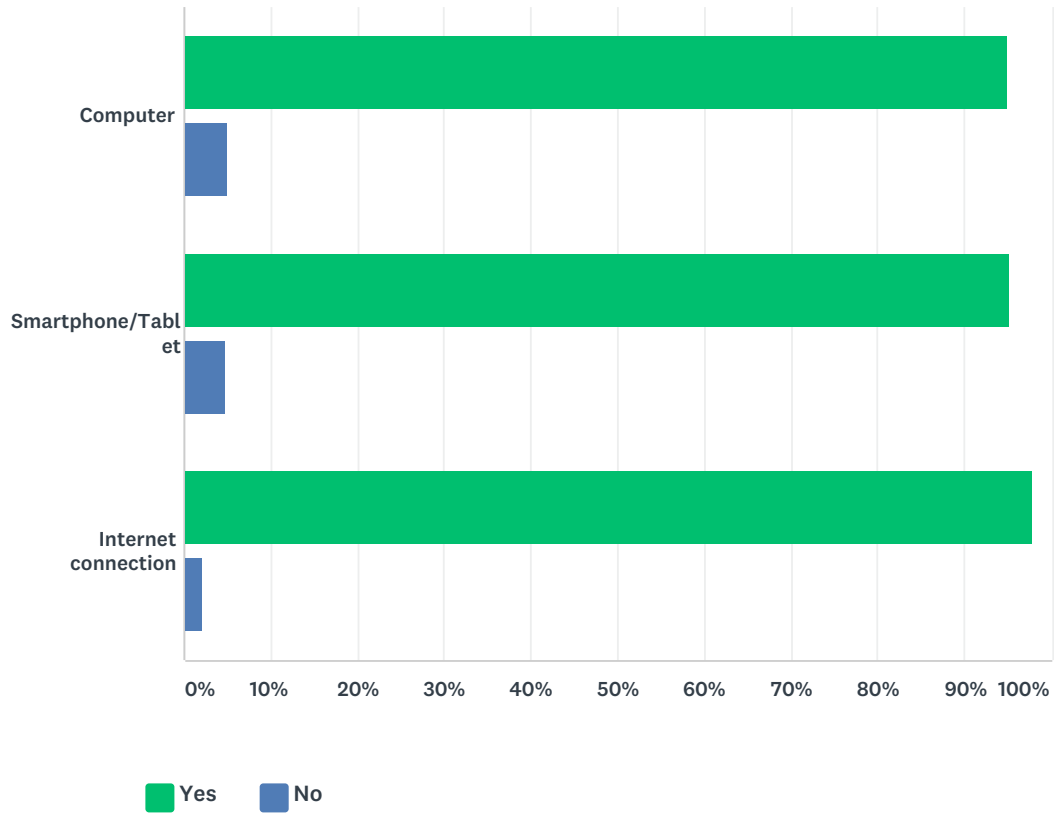
RESPONSES

## Brevard Public Schools High School Parent Survey 2018-2019

E-mail	84.23%	251
FOCUS	27.85%	83
School district website	5.37%	16
Letters/flyers sent home with students	15.10%	45
PeachJar	8.39%	25
School website	13.76%	41
Newsletters	9.06%	27
Student planner	4.03%	12
School marquee (sign)	2.35%	7
Parent-Teacher Organization (PTO/PTA)	1.68%	5
Parent conferences	10.74%	32
Notes from teacher	15.44%	46
Personal phone call	29.53%	88
Text message (Remind)	52.68%	157
Social media (Facebook, Twitter)	17.45%	52
Podcasts	0.00%	0
Automated call	30.20%	90
I need translation assistance	0.00%	0
Other (please specify)	4.03%	12
Total Respondents: 298		

## Q4 Does your child have access to a computer and internet connection outside of school?

Answered: 299 Skipped: 15

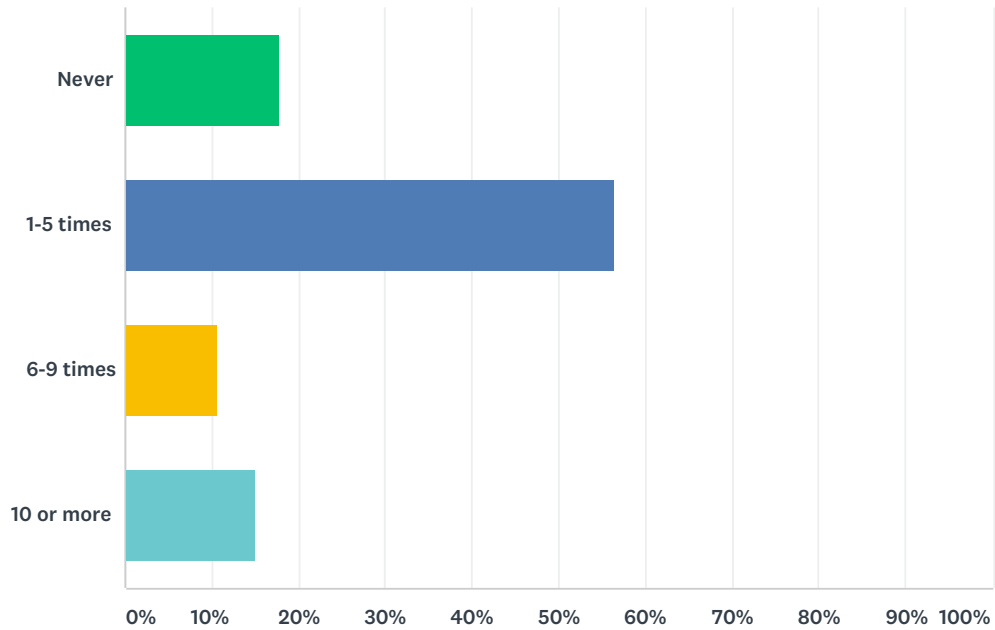


	YES	NO	TOTAL
Computer	94.98% 284	5.02% 15	299
Smartphone/Tablet	95.25% 281	4.75% 14	295
Internet connection	97.98% 291	2.02% 6	297



## Q5 How many times per month do you access the school website?

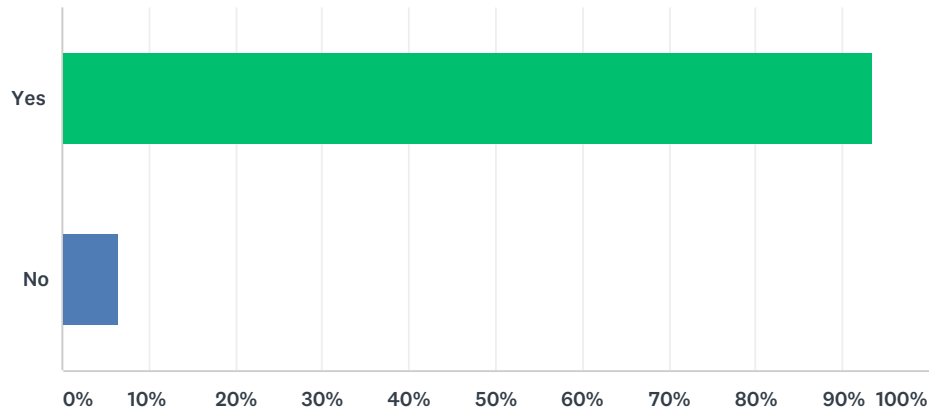
Answered: 292 Skipped: 22



ANSWER CHOICES	RESPONSES	
Never	17.81%	52
1-5 times	56.51%	165
6-9 times	10.62%	31
10 or more	15.07%	44
TOTAL		292

## Q6 Do you feel welcome at your child's school?

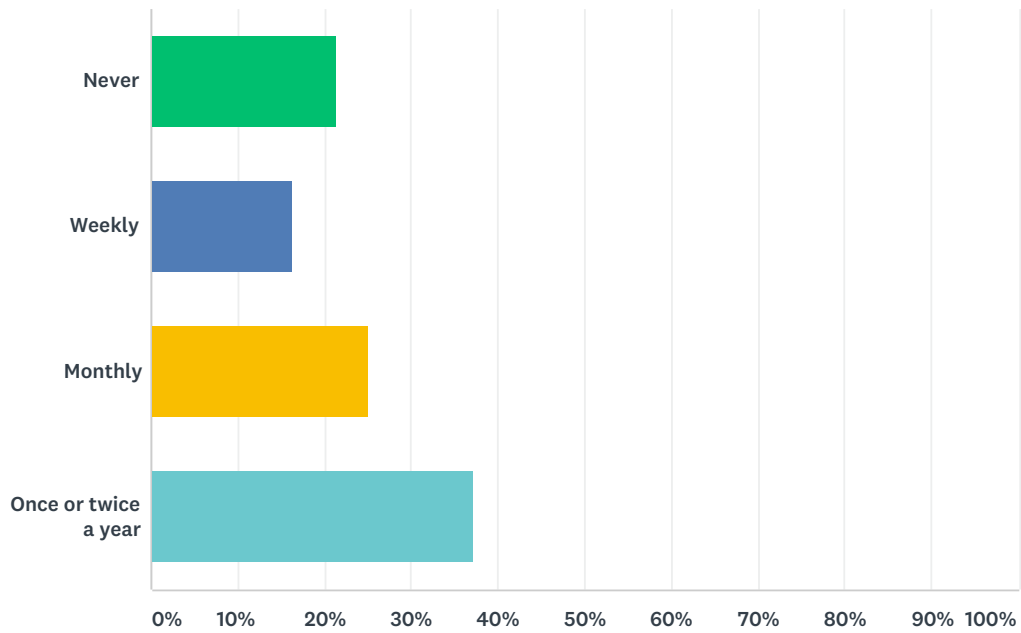
Answered: 281 Skipped: 33



ANSWER CHOICES	RESPONSES	
Yes	93.59%	263
No	6.41%	18
TOTAL		281

### Q7 In the past year, how often did you participate in family engagement activities, events or programs at your child's school?

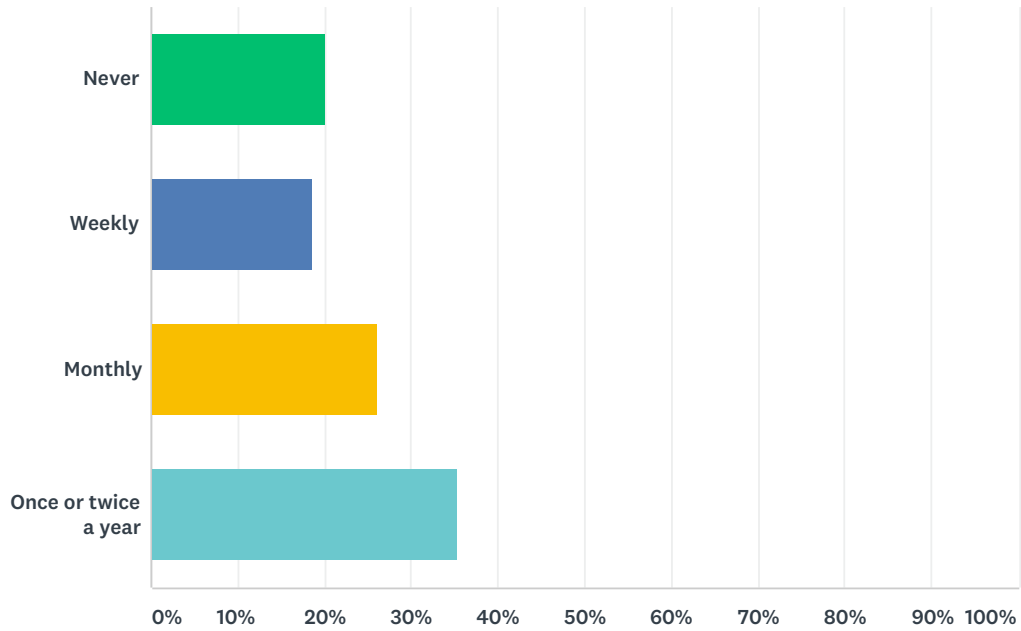
Answered: 282 Skipped: 32



ANSWER CHOICES	RESPONSES	
Never	21.28%	60
Weekly	16.31%	46
Monthly	25.18%	71
Once or twice a year	37.23%	105
<b>TOTAL</b>		<b>282</b>

### Q8 How often did you participate in school events because your child encouraged you to be involved?

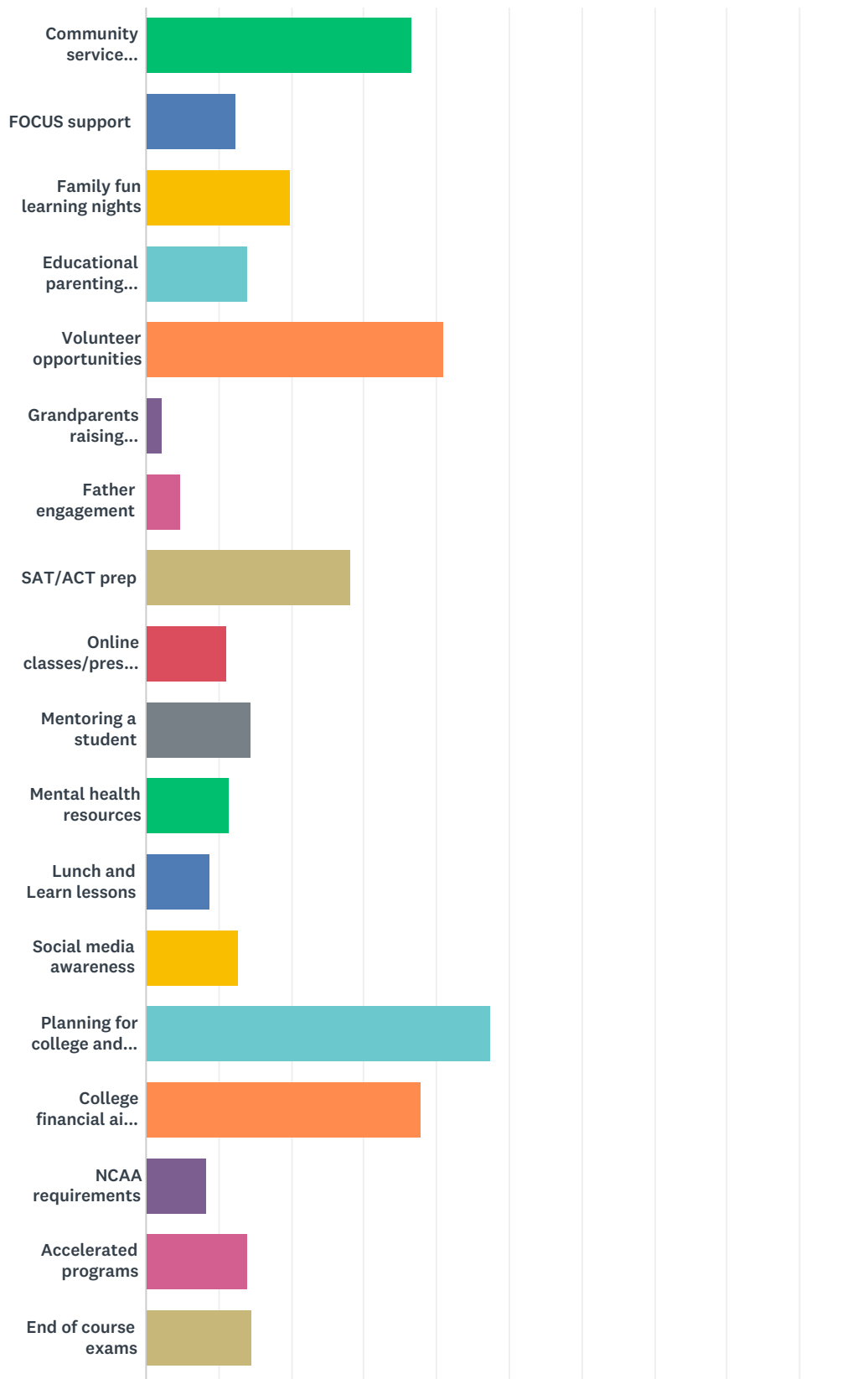
Answered: 275 Skipped: 39



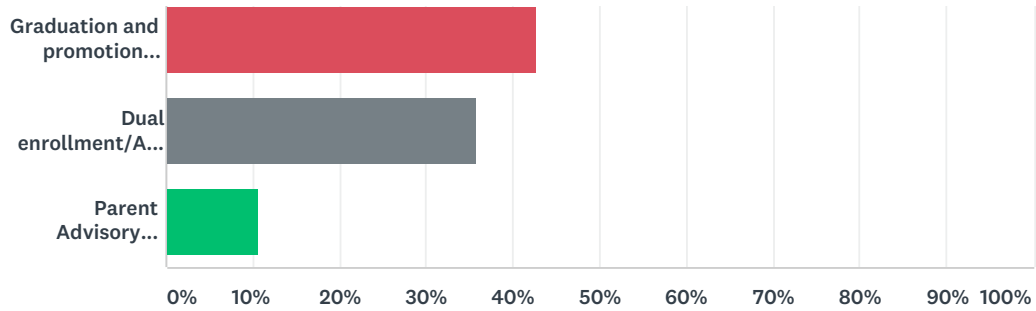
ANSWER CHOICES	RESPONSES	
Never	20.00%	55
Weekly	18.55%	51
Monthly	26.18%	72
Once or twice a year	35.27%	97
<b>TOTAL</b>		<b>275</b>

### Q9 Which of the following informational meetings and activities would you participate in or attend? (Check all that apply)

Answered: 251 Skipped: 63



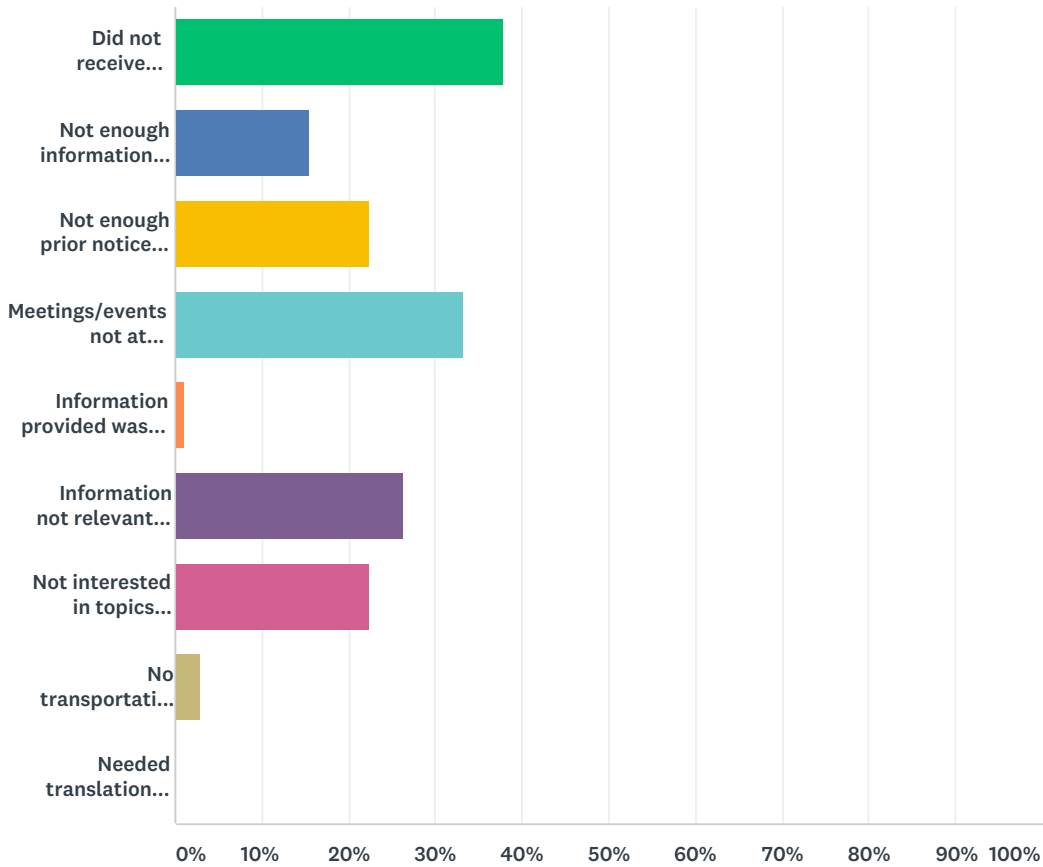
## Brevard Public Schools High School Parent Survey 2018-2019



ANSWER CHOICES	RESPONSES	
Community service projects with staff/students	36.65%	92
FOCUS support	12.35%	31
Family fun learning nights	19.92%	50
Educational parenting workshops/classes	13.94%	35
Volunteer opportunities	41.04%	103
Grandparents raising grandchildren	2.39%	6
Father engagement	4.78%	12
SAT/ACT prep	28.29%	71
Online classes/presentations	11.16%	28
Mentoring a student	14.34%	36
Mental health resources	11.55%	29
Lunch and Learn lessons	8.76%	22
Social media awareness	12.75%	32
Planning for college and career	47.41%	119
College financial aid (FASFA/Bright Futures/scholarships)	37.85%	95
NCAA requirements	8.37%	21
Accelerated programs	13.94%	35
End of course exams	14.74%	37
Graduation and promotion guidelines	42.63%	107
Dual enrollment/Advanced Placement courses	35.86%	90
Parent Advisory Council/School Advisory Council (SAC)/Parent Teacher Organization (PTO)	10.76%	27
Total Respondents: 251		

### Q10 If you have not attended informational meetings or academic events, please share why. (Check all that apply)

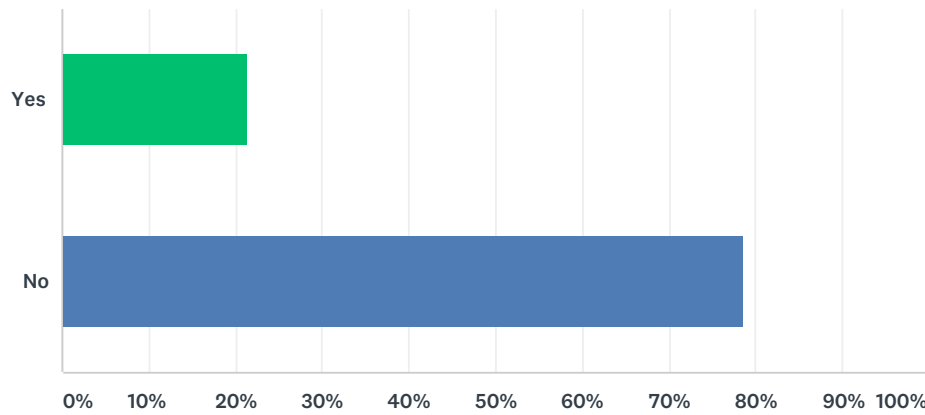
Answered: 174 Skipped: 140



ANSWER CHOICES	RESPONSES	
Did not receive information about meetings/events	37.93%	66
Not enough information provided	15.52%	27
Not enough prior notice provided	22.41%	39
Meetings/events not at convenient times	33.33%	58
Information provided was difficult to understand	1.15%	2
Information not relevant to me/my child	26.44%	46
Not interested in topics presented	22.41%	39
No transportation to get to meetings/events	2.87%	5
Needed translation services	0.00%	0
Total Respondents: 174		

### Q11 Is the cost of fingerprinting a barrier to volunteering at your child's school?

Answered: 276 Skipped: 38

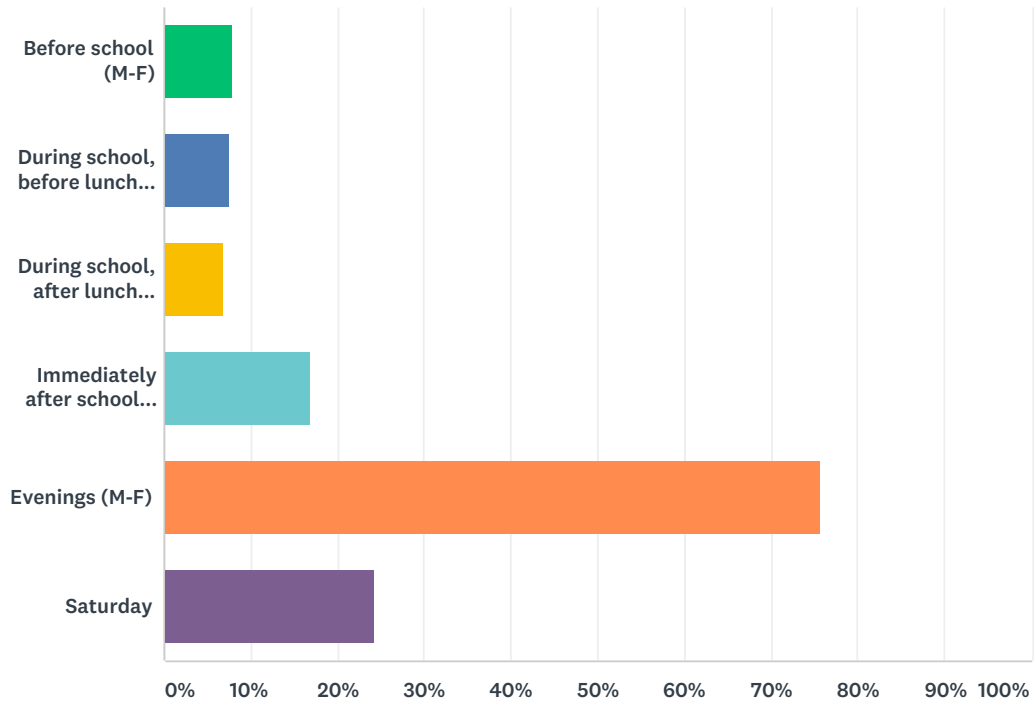


ANSWER CHOICES	RESPONSES	
Yes	21.38%	59
No	78.62%	217
TOTAL		276



## Q12 When is the best time for you to attend a school event for families?

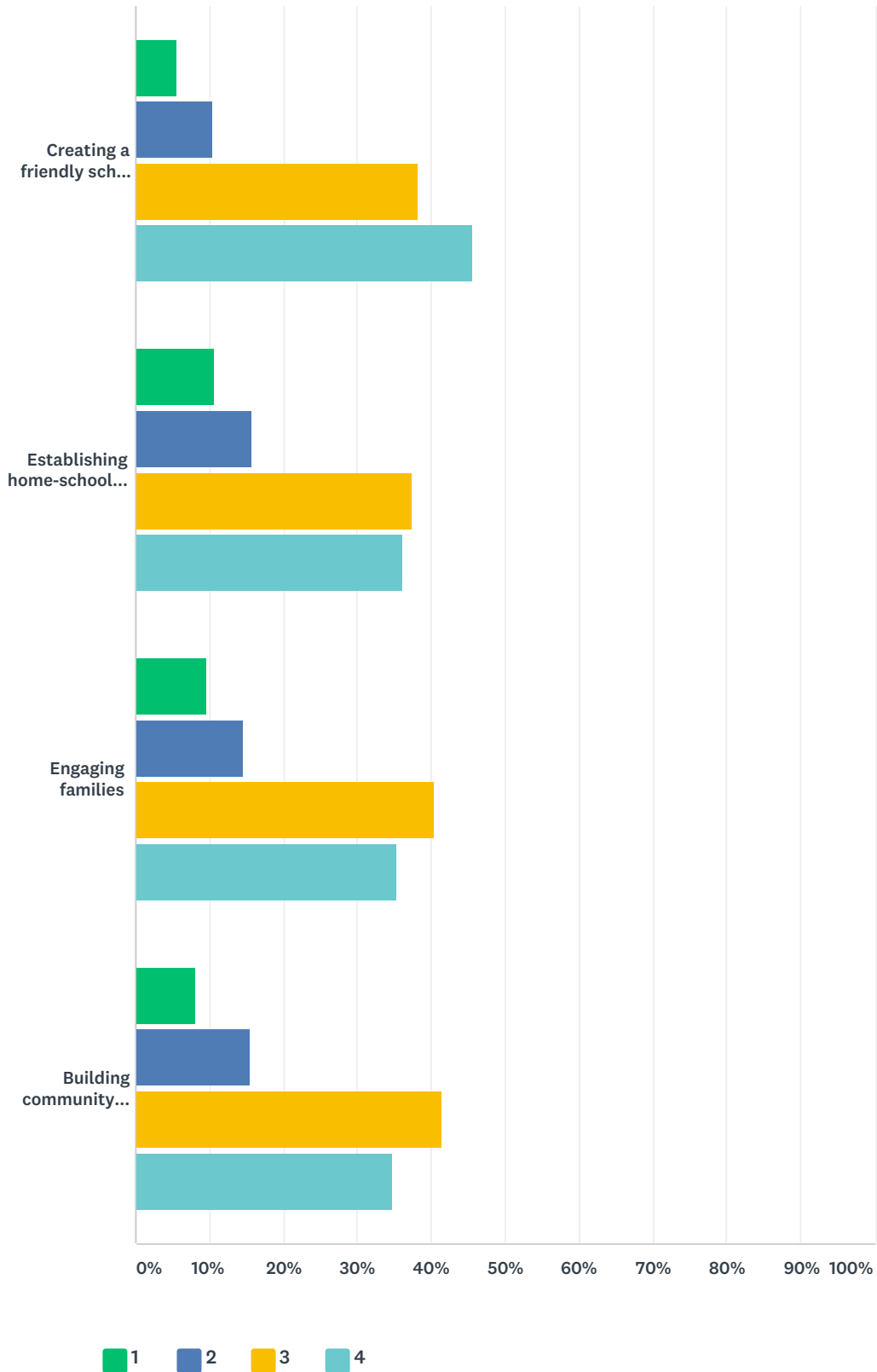
Answered: 276 Skipped: 38



ANSWER CHOICES	RESPONSES	
Before school (M-F)	7.97%	22
During school, before lunch (M-F)	7.61%	21
During school, after lunch (M-F)	6.88%	19
Immediately after school (M-F)	17.03%	47
Evenings (M-F)	75.72%	209
Saturday	24.28%	67
Total Respondents: 276		

Q13 Please rank the following from 1 (not well) through 4 (extremely well) according to how well your child's school supports each area:

Answered: 280 Skipped: 34



Brevard Public Schools High School Parent Survey 2018-2019

	1	2	3	4	TOTAL
Creating a friendly school climate	5.73% 16	10.39% 29	38.35% 107	45.52% 127	279
Establishing home-school communications	10.62% 29	15.75% 43	37.36% 102	36.26% 99	273
Engaging families	9.71% 27	14.75% 41	40.29% 112	35.25% 98	278
Building community partnerships	8.15% 22	15.56% 42	41.48% 112	34.81% 94	270

**Q14 In what ways can family engagement be strengthened at your child's school?**

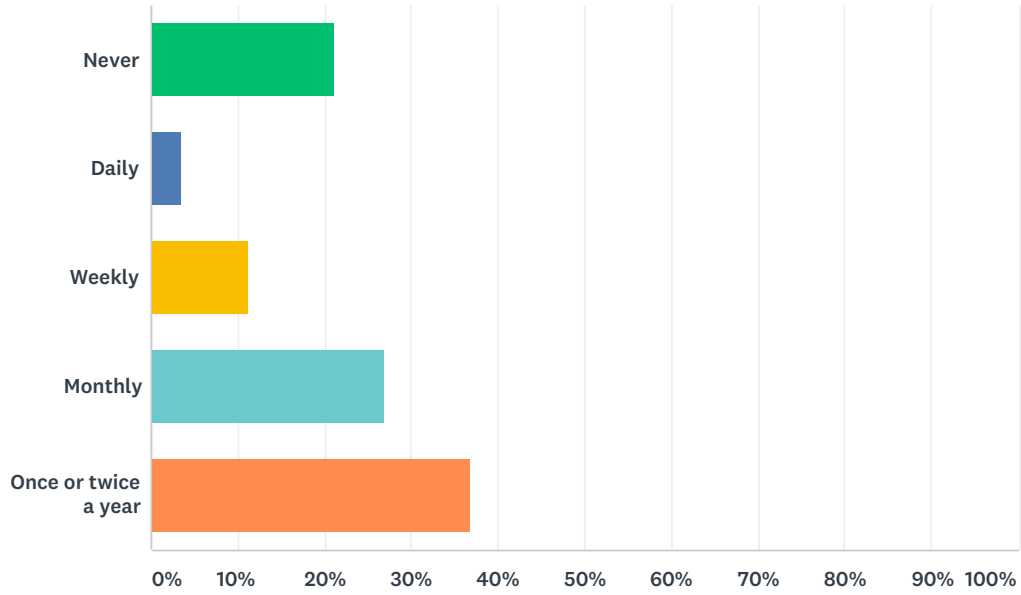
Answered: 105 Skipped: 209

**Q15 Please list any possible community organizations and/or businesses that you feel would be ideal school partners:**

Answered: 58 Skipped: 256

## Q16 How often do you communicate with your child's teachers?

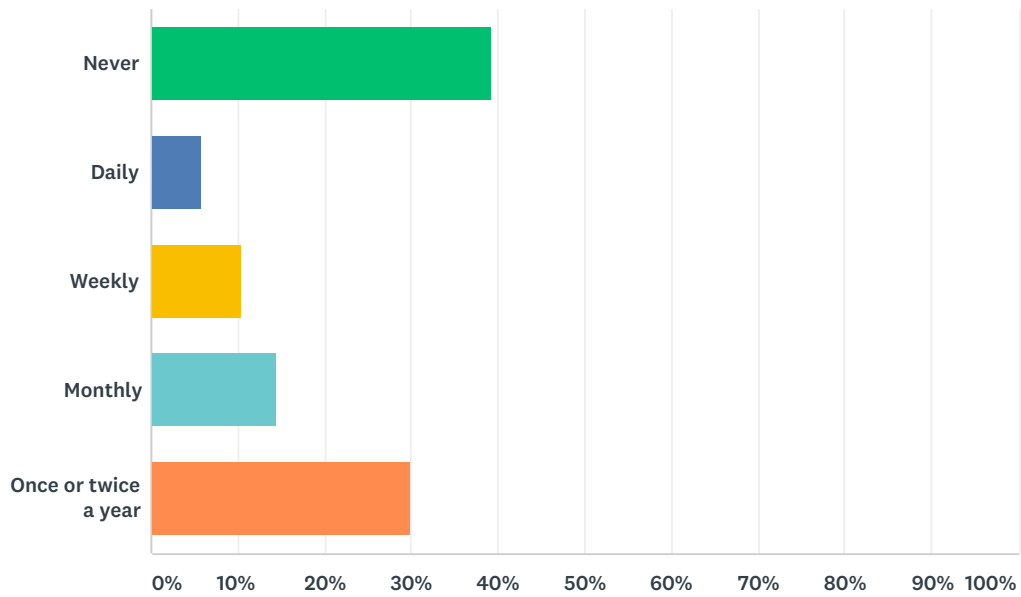
Answered: 255 Skipped: 59



ANSWER CHOICES	RESPONSES	
Never	21.18%	54
Daily	3.53%	9
Weekly	11.37%	29
Monthly	27.06%	69
Once or twice a year	36.86%	94
<b>TOTAL</b>		<b>255</b>

### Q17 How often do your child's teachers communicate with you about your child's progress?

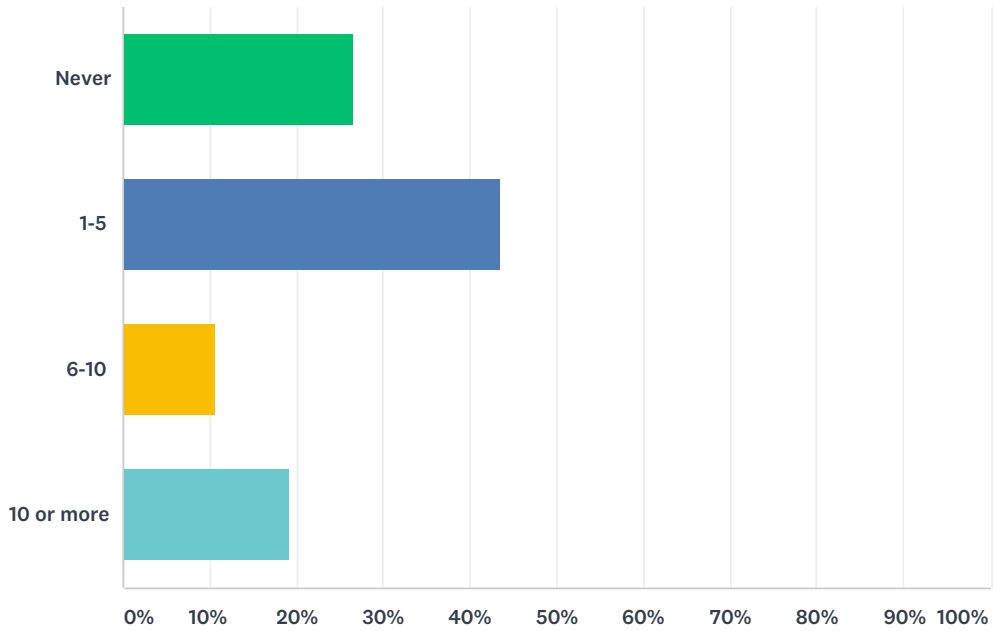
Answered: 257 Skipped: 57



ANSWER CHOICES	RESPONSES	
Never	39.30%	101
Daily	5.84%	15
Weekly	10.51%	27
Monthly	14.40%	37
Once or twice a year	29.96%	77
<b>TOTAL</b>		<b>257</b>

## Q18 How many times per month do you access your child's grades through FOCUS?

Answered: 255 Skipped: 59

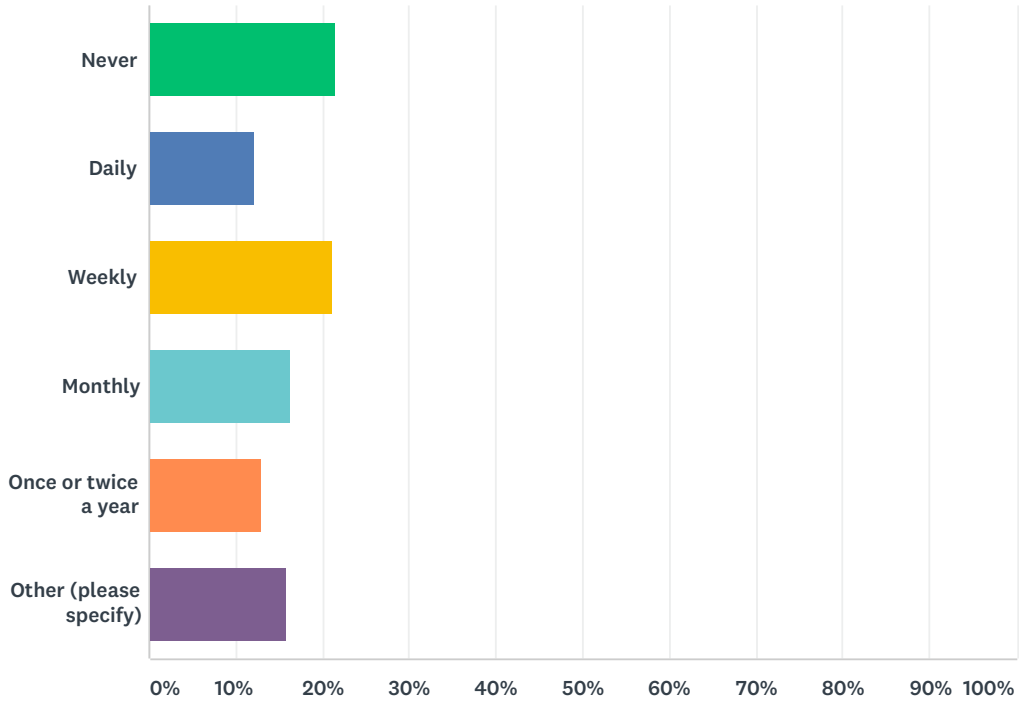


ANSWER CHOICES	RESPONSES	
Never	26.67%	68
1-5	43.53%	111
6-10	10.59%	27
10 or more	19.22%	49
<b>TOTAL</b>		<b>255</b>



## Q19 How often do you work with your child on class assignments?

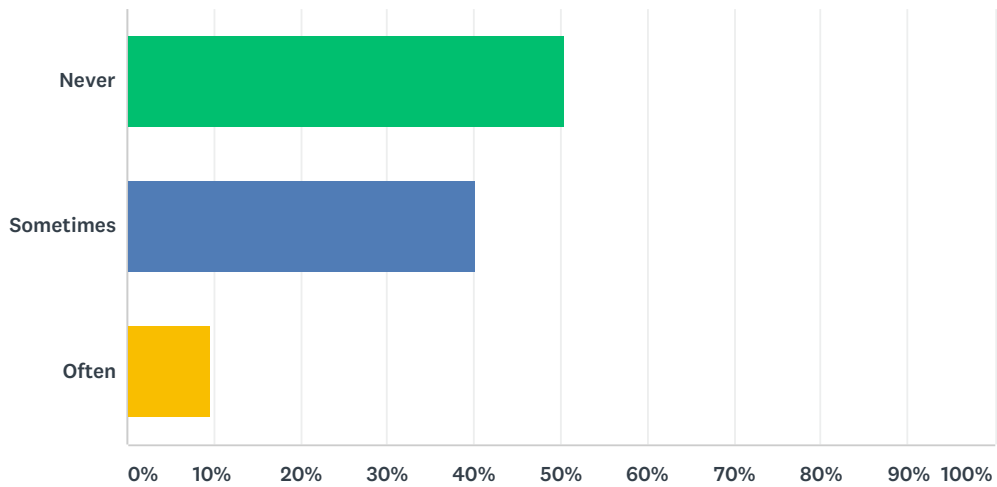
Answered: 264 Skipped: 50



ANSWER CHOICES	RESPONSES	
Never	21.59%	57
Daily	12.12%	32
Weekly	21.21%	56
Monthly	16.29%	43
Once or twice a year	12.88%	34
Other (please specify)	15.91%	42
<b>TOTAL</b>		<b>264</b>

## Q20 How often does your child's school or teachers provide you with information about ways you can help your child's learning at home?

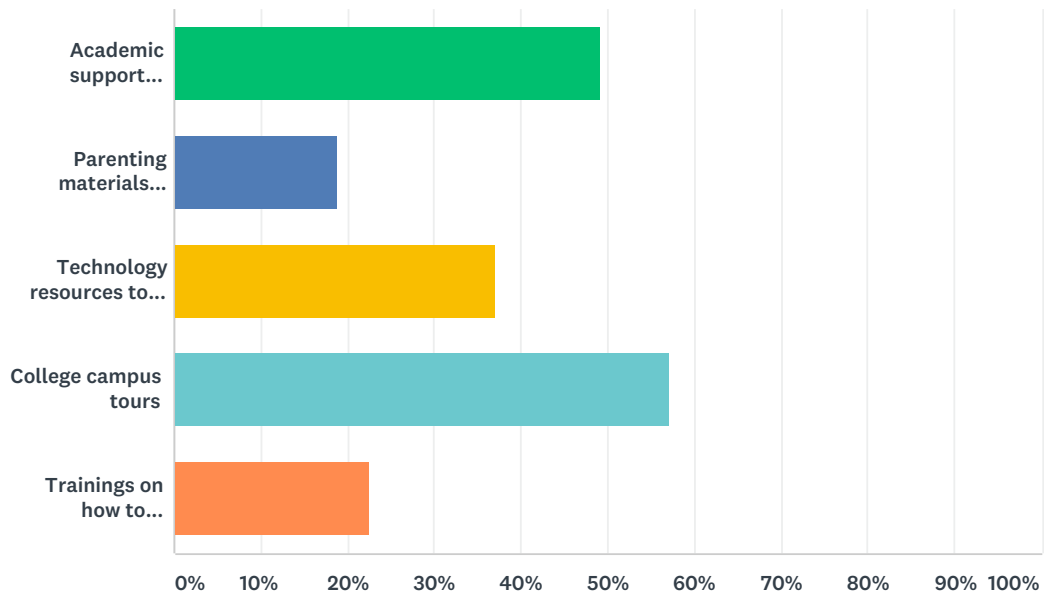
Answered: 262 Skipped: 52



ANSWER CHOICES	RESPONSES	
Never	50.38%	132
Sometimes	40.08%	105
Often	9.54%	25
TOTAL		262

## Q21 What types of family engagement resources would you use if they were provided at your school?

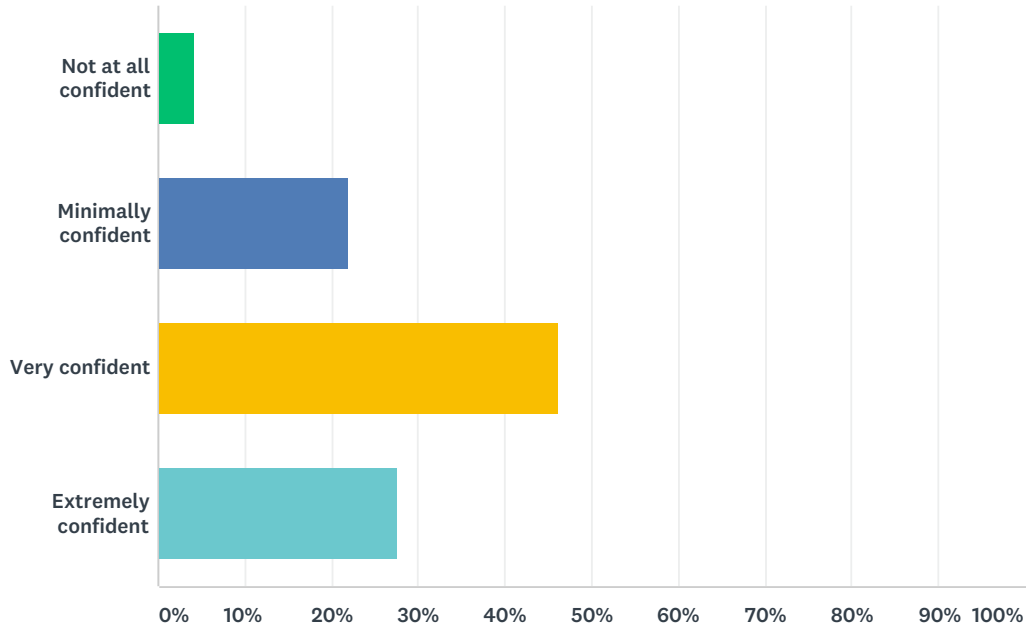
Answered: 240 Skipped: 74



ANSWER CHOICES	RESPONSES	
Academic support materials for families to use at home	49.17%	118
Parenting materials (books and articles for check out)	18.75%	45
Technology resources to support learning at home	37.08%	89
College campus tours	57.08%	137
Trainings on how to participate in school decision-making committees	22.50%	54
Total Respondents: 240		

## Q22 How confident are you in your ability to help your child make choices about the programs and courses they need to take in preparation for college and career?

Answered: 260 Skipped: 54



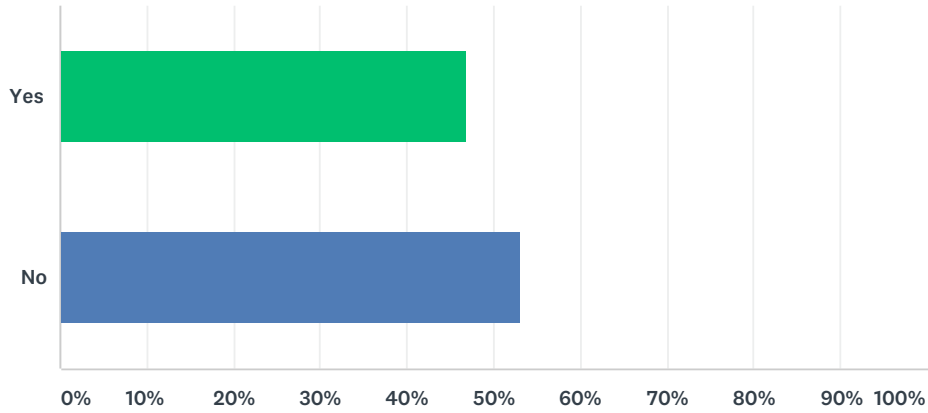
ANSWER CHOICES	RESPONSES	
Not at all confident	4.23%	11
Minimally confident	21.92%	57
Very confident	46.15%	120
Extremely confident	27.69%	72
TOTAL		260

**Q23 What can we do to support you to ensure your child graduates and receives a high school diploma?**

Answered: 108 Skipped: 206

### Q24 Have you been given opportunities to provide input and feedback into school decisions (school improvement, Title I services, event planning, discipline)?

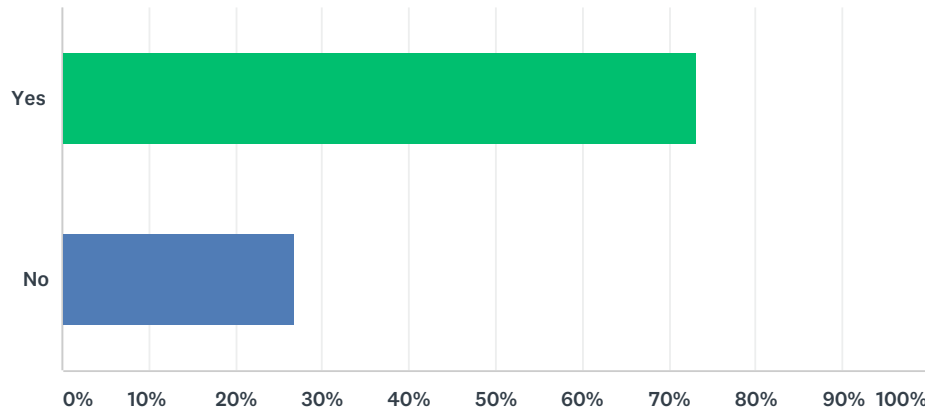
Answered: 241 Skipped: 73



ANSWER CHOICES	RESPONSES	
Yes	46.89%	113
No	53.11%	128
TOTAL		241

## Q25 Do you feel your child's school values input from families?

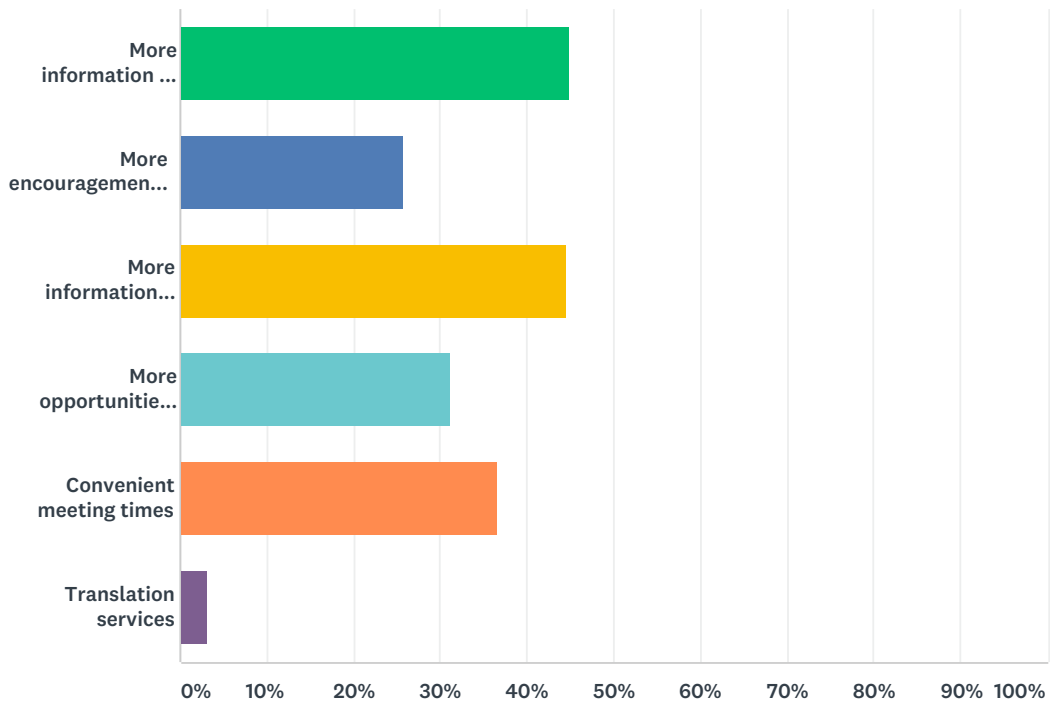
Answered: 239 Skipped: 75



ANSWER CHOICES	RESPONSES	
Yes	73.22%	175
No	26.78%	64
TOTAL		239

## Q26 How could your school assist you in playing a more active role in school decision-making?

Answered: 218 Skipped: 96

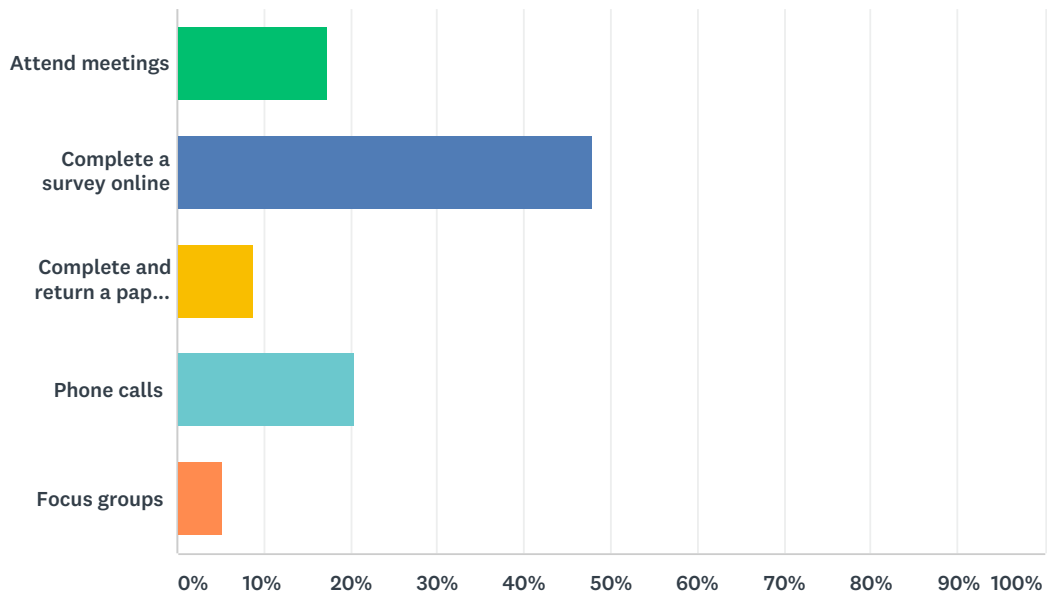


ANSWER CHOICES	RESPONSES	
More information on how to become engaged	44.95%	98
More encouragement from the school to become engaged	25.69%	56
More information about school issues to be addressed	44.50%	97
More opportunities to share my opinion about school issues	31.19%	68
Convenient meeting times	36.70%	80
Translation services	3.21%	7
Total Respondents: 218		



## Q27 What is the best way for you to provide input regarding your child's school?

Answered: 248 Skipped: 66



ANSWER CHOICES	RESPONSES	
Attend meetings	17.34%	43
Complete a survey online	47.98%	119
Complete and return a paper survey	8.87%	22
Phone calls	20.56%	51
Focus groups	5.24%	13
<b>TOTAL</b>		<b>248</b>

**Q28 What do you feel is working well at your child's school? (This is your chance to brag about your school and share what you like about it!)**

Answered: 126 Skipped: 188

**Q29 What do you feel is not working, difficult, and/or needs improvement at your child's school? (This is your chance to tell us what you would like to see change.)**

Answered: 125 Skipped: 189