

## Q1 What school does your child attend?

Answered: 137 Skipped: 0

Brevard Public Schools High School Parent Survey 2018-2019



ANSWER CHOICES

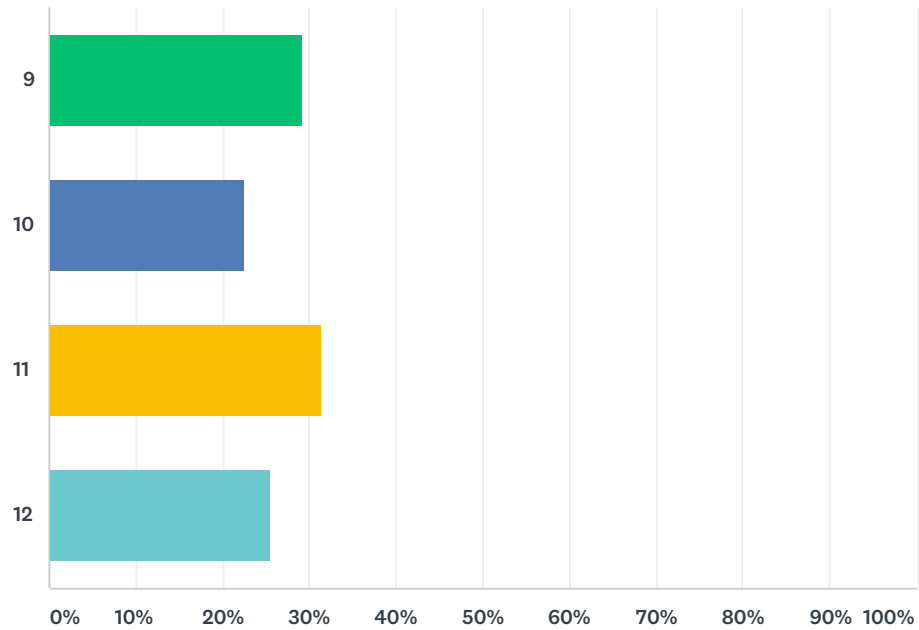
RESPONSES

Brevard Public Schools High School Parent Survey 2018-2019

Bayside High	100.00%	137
Astronaut High	0.00%	0
Brevard Virtual Instruction Program (BVIP)	0.00%	0
Cocoa Beach Jr./Sr. High	0.00%	0
Cocoa High	0.00%	0
Eau Gallie High	0.00%	0
Edgewood Jr./Sr. High	0.00%	0
Heritage High	0.00%	0
Melbourne High	0.00%	0
Merritt Island High	0.00%	0
Pathways at Gardendale (North/Central Area Alternative Center)	0.00%	0
Palm Bay Magnet High	0.00%	0
Rockledge High	0.00%	0
Satellite High	0.00%	0
Pathways at Pine Grove (South Area Alternative Center)	0.00%	0
Space Coast Jr./Sr. High	0.00%	0
Titusville High	0.00%	0
Viera High	0.00%	0
West Shore Jr./Sr. High	0.00%	0
<b>TOTAL</b>		<b>137</b>

## Q2 What is your child's current grade level?

Answered: 137 Skipped: 0

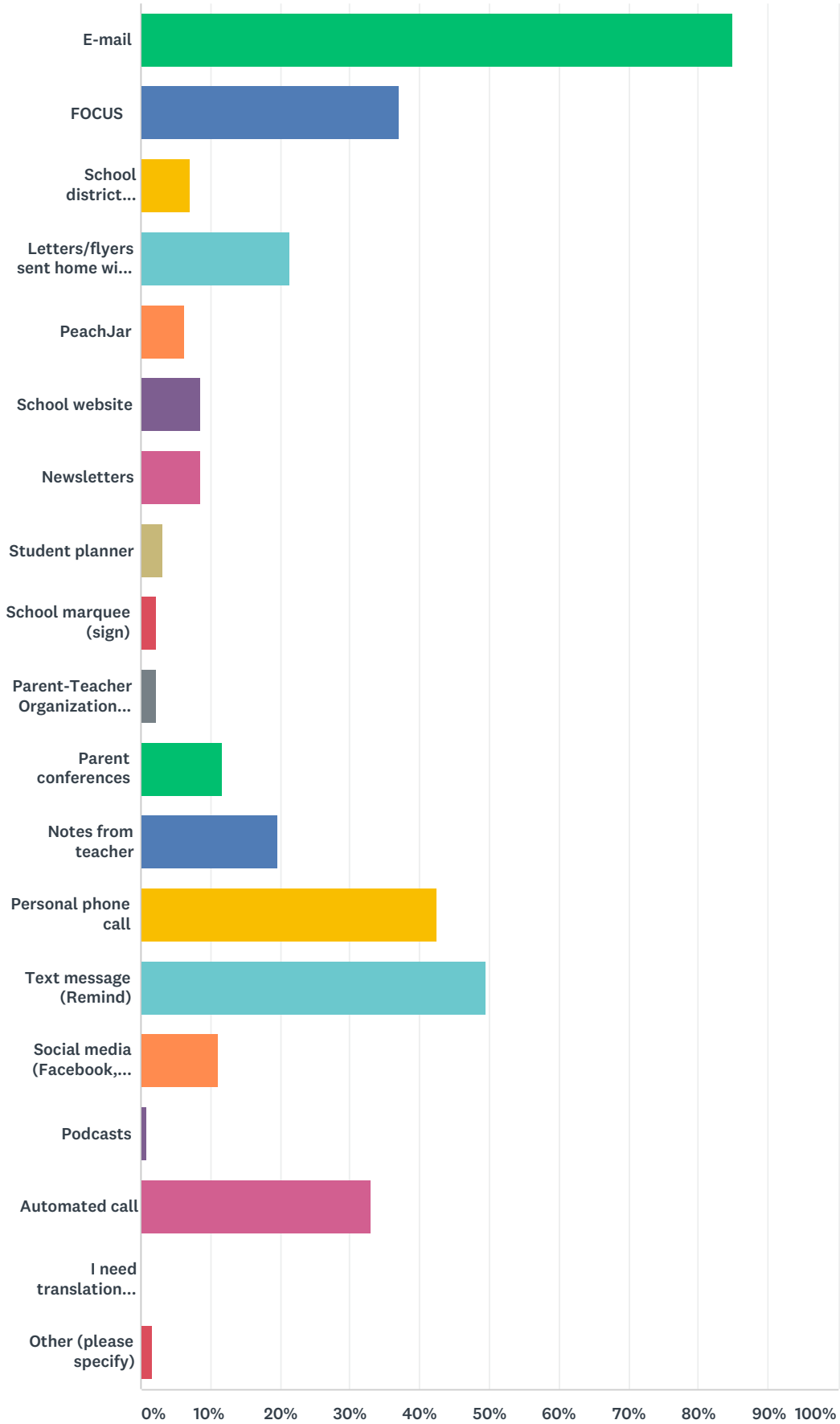


ANSWER CHOICES	RESPONSES	
9	29.20%	40
10	22.63%	31
11	31.39%	43
12	25.55%	35
Total Respondents: 137		

**Q3 What is the best way for us to get important information regarding school events or your child's progress to you? (Check all that apply)**

Answered: 127 Skipped: 10

## Brevard Public Schools High School Parent Survey 2018-2019



ANSWER CHOICES

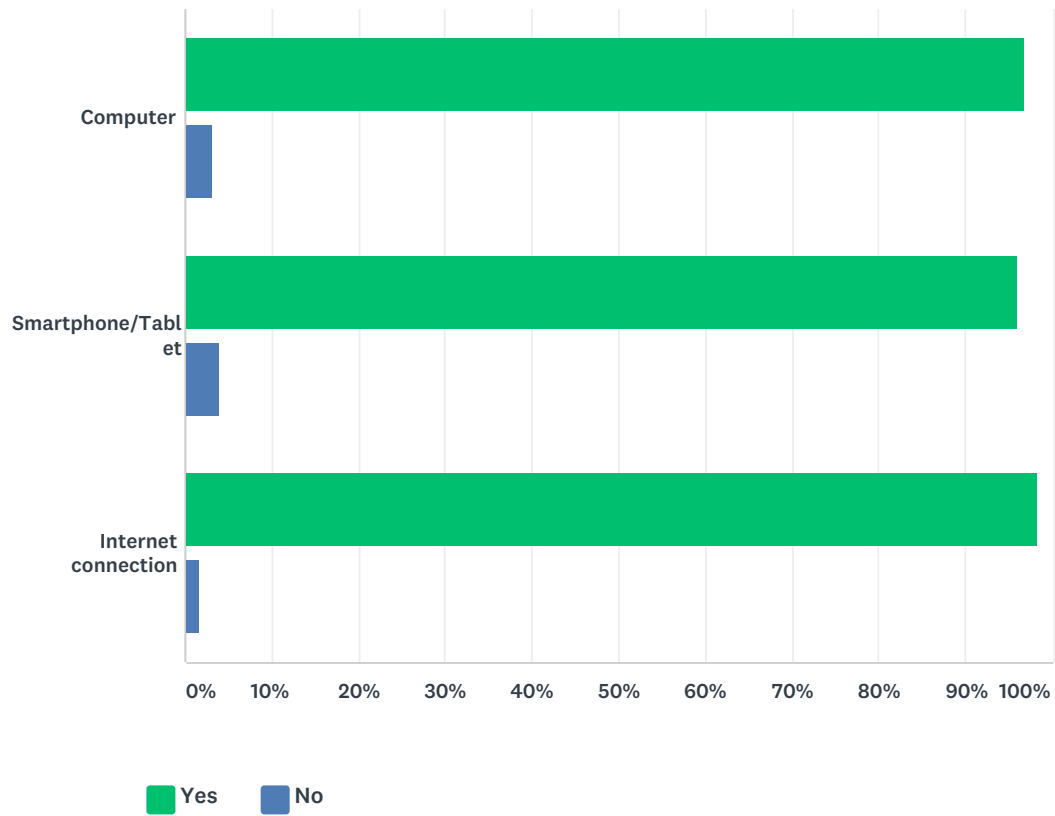
RESPONSES

## Brevard Public Schools High School Parent Survey 2018-2019

E-mail	85.04%	108
FOCUS	37.01%	47
School district website	7.09%	9
Letters/flyers sent home with students	21.26%	27
PeachJar	6.30%	8
School website	8.66%	11
Newsletters	8.66%	11
Student planner	3.15%	4
School marquee (sign)	2.36%	3
Parent-Teacher Organization (PTO/PTA)	2.36%	3
Parent conferences	11.81%	15
Notes from teacher	19.69%	25
Personal phone call	42.52%	54
Text message (Remind)	49.61%	63
Social media (Facebook, Twitter)	11.02%	14
Podcasts	0.79%	1
Automated call	33.07%	42
I need translation assistance	0.00%	0
Other (please specify)	1.57%	2
Total Respondents: 127		

## Q4 Does your child have access to a computer and internet connection outside of school?

Answered: 128 Skipped: 9

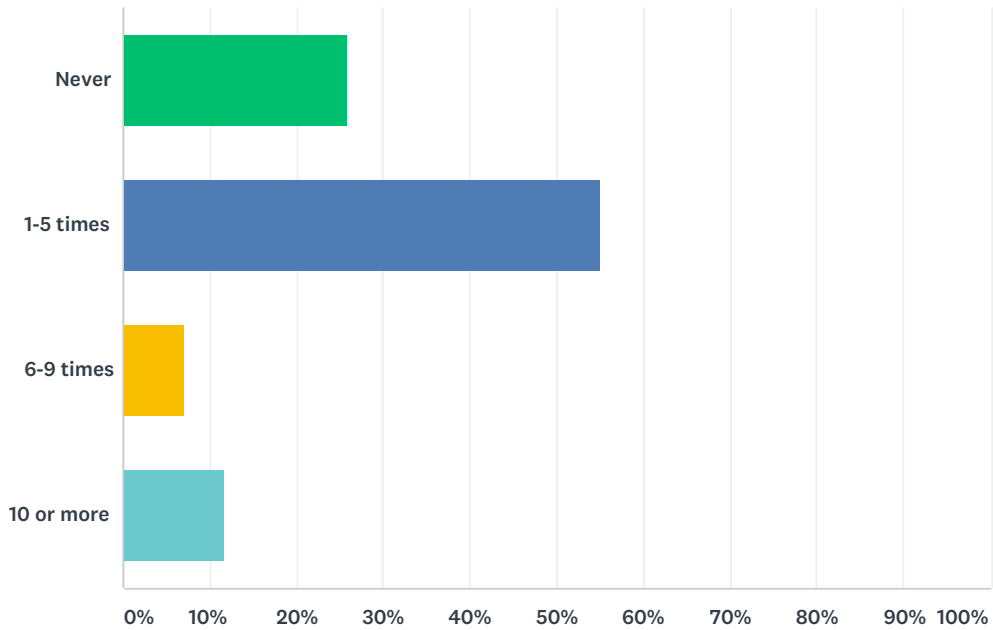


	YES	NO	TOTAL
Computer	96.85% 123	3.15% 4	127
Smartphone/Tablet	96.00% 120	4.00% 5	125
Internet connection	98.43% 125	1.57% 2	127



## Q5 How many times per month do you access the school website?

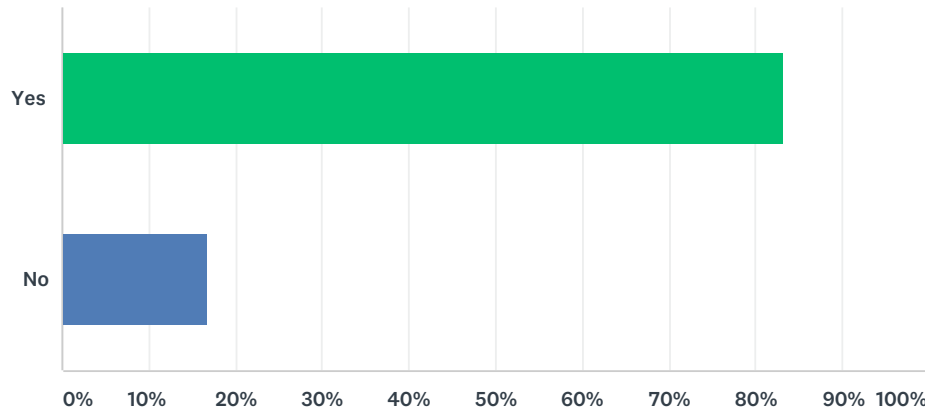
Answered: 127 Skipped: 10



ANSWER CHOICES	RESPONSES	
Never	25.98%	33
1-5 times	55.12%	70
6-9 times	7.09%	9
10 or more	11.81%	15
TOTAL		127

## Q6 Do you feel welcome at your child's school?

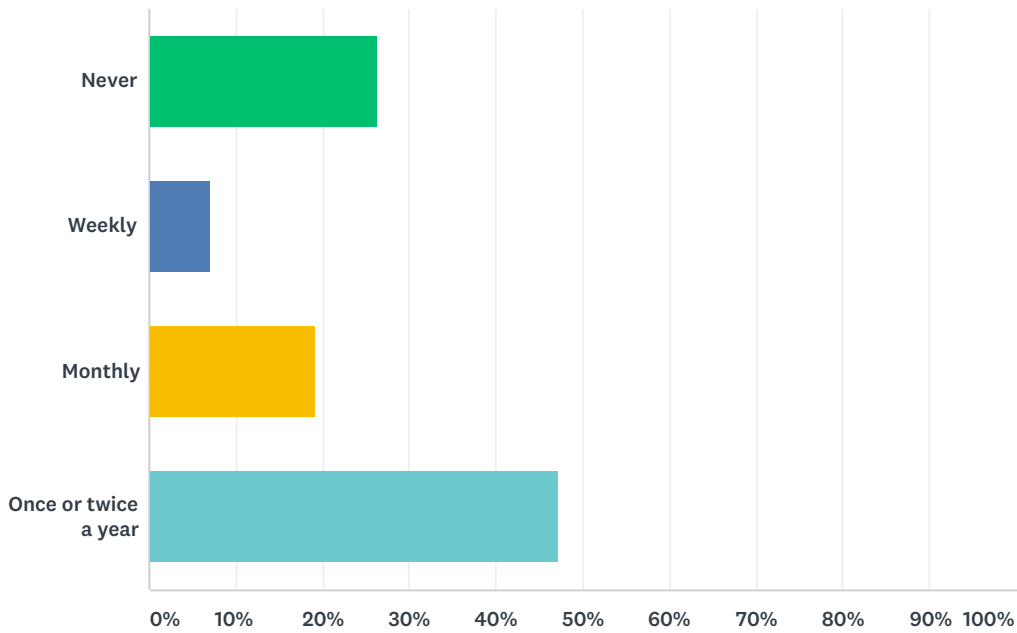
Answered: 114 Skipped: 23



ANSWER CHOICES	RESPONSES	
Yes	83.33%	95
No	16.67%	19
TOTAL		114

### Q7 In the past year, how often did you participate in family engagement activities, events or programs at your child's school?

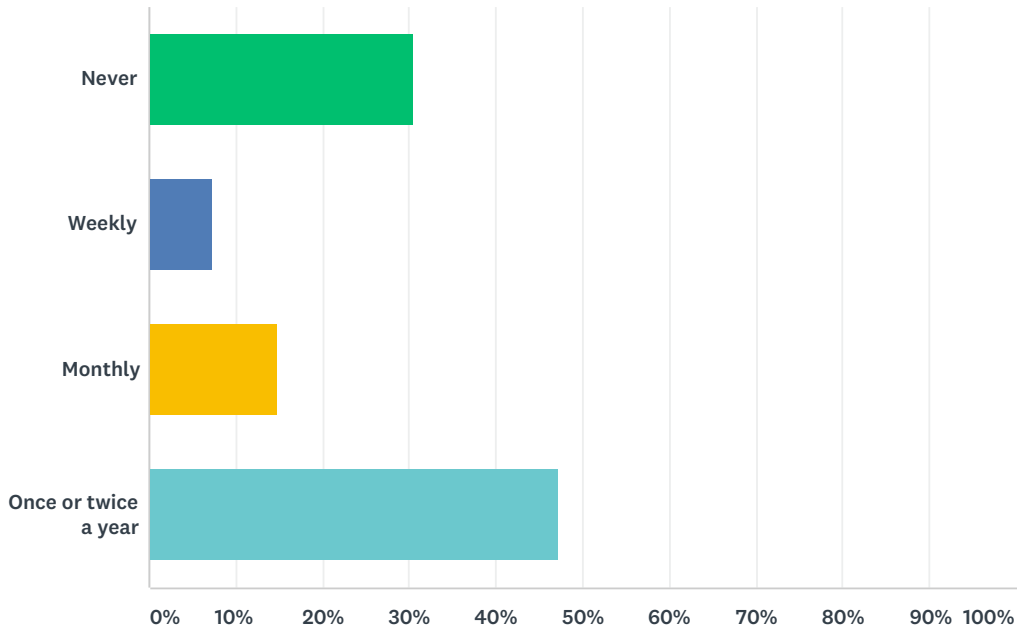
Answered: 114 Skipped: 23



ANSWER CHOICES	RESPONSES	
Never	26.32%	30
Weekly	7.02%	8
Monthly	19.30%	22
Once or twice a year	47.37%	54
TOTAL		114

### Q8 How often did you participate in school events because your child encouraged you to be involved?

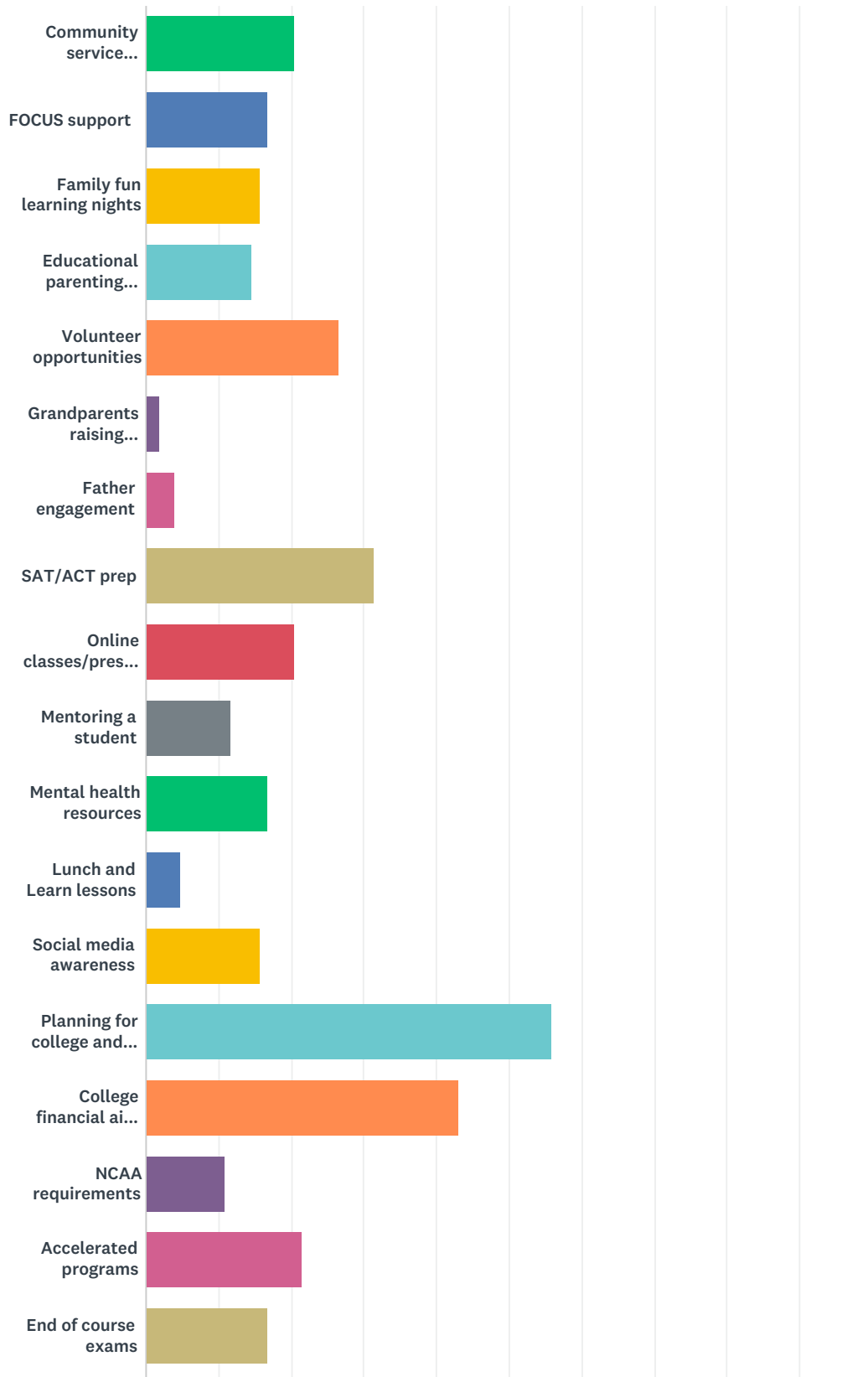
Answered: 108 Skipped: 29



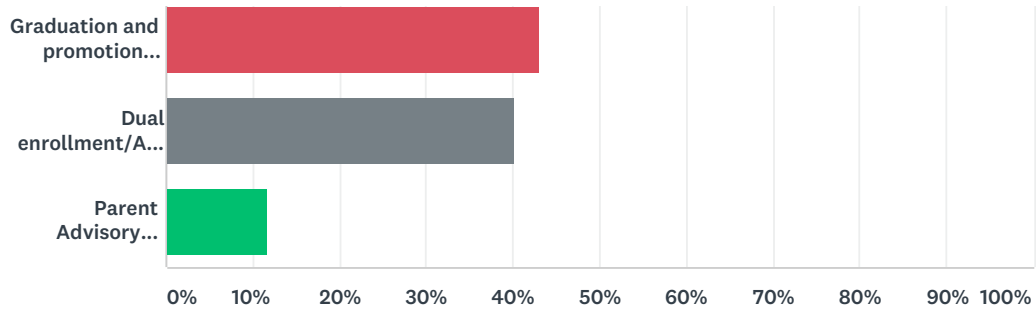
ANSWER CHOICES	RESPONSES	
Never	30.56%	33
Weekly	7.41%	8
Monthly	14.81%	16
Once or twice a year	47.22%	51
<b>TOTAL</b>		<b>108</b>

### Q9 Which of the following informational meetings and activities would you participate in or attend? (Check all that apply)

Answered: 102 Skipped: 35



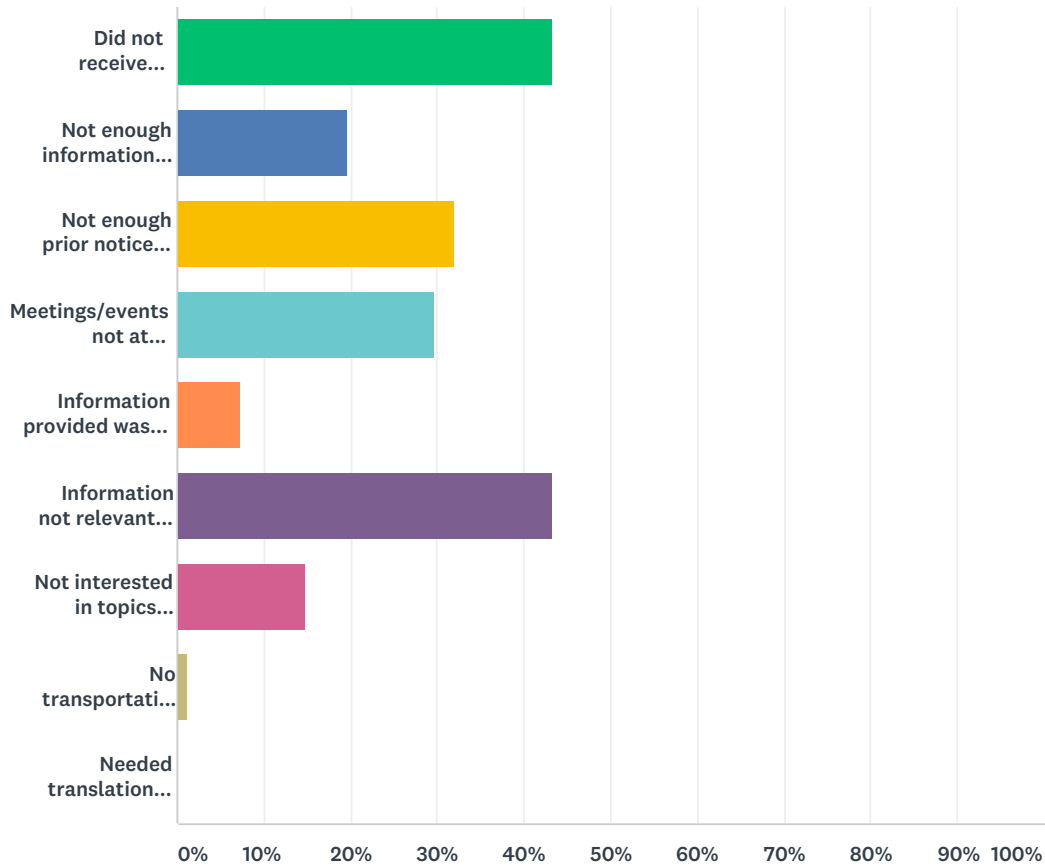
## Brevard Public Schools High School Parent Survey 2018-2019



ANSWER CHOICES	RESPONSES	
Community service projects with staff/students	20.59%	21
FOCUS support	16.67%	17
Family fun learning nights	15.69%	16
Educational parenting workshops/classes	14.71%	15
Volunteer opportunities	26.47%	27
Grandparents raising grandchildren	1.96%	2
Father engagement	3.92%	4
SAT/ACT prep	31.37%	32
Online classes/presentations	20.59%	21
Mentoring a student	11.76%	12
Mental health resources	16.67%	17
Lunch and Learn lessons	4.90%	5
Social media awareness	15.69%	16
Planning for college and career	55.88%	57
College financial aid (FASFA/Bright Futures/scholarships)	43.14%	44
NCAA requirements	10.78%	11
Accelerated programs	21.57%	22
End of course exams	16.67%	17
Graduation and promotion guidelines	43.14%	44
Dual enrollment/Advanced Placement courses	40.20%	41
Parent Advisory Council/School Advisory Council (SAC)/Parent Teacher Organization (PTO)	11.76%	12
Total Respondents: 102		

### Q10 If you have not attended informational meetings or academic events, please share why. (Check all that apply)

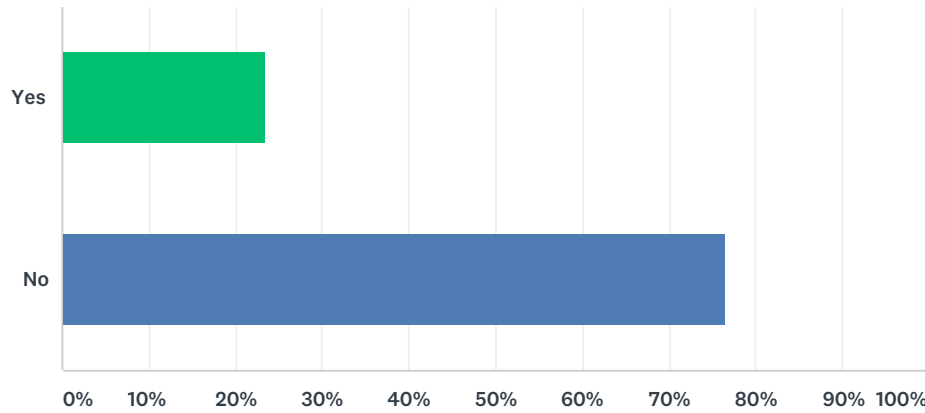
Answered: 81 Skipped: 56



ANSWER CHOICES	RESPONSES	
Did not receive information about meetings/events	43.21%	35
Not enough information provided	19.75%	16
Not enough prior notice provided	32.10%	26
Meetings/events not at convenient times	29.63%	24
Information provided was difficult to understand	7.41%	6
Information not relevant to me/my child	43.21%	35
Not interested in topics presented	14.81%	12
No transportation to get to meetings/events	1.23%	1
Needed translation services	0.00%	0
Total Respondents: 81		

### Q11 Is the cost of fingerprinting a barrier to volunteering at your child's school?

Answered: 111 Skipped: 26

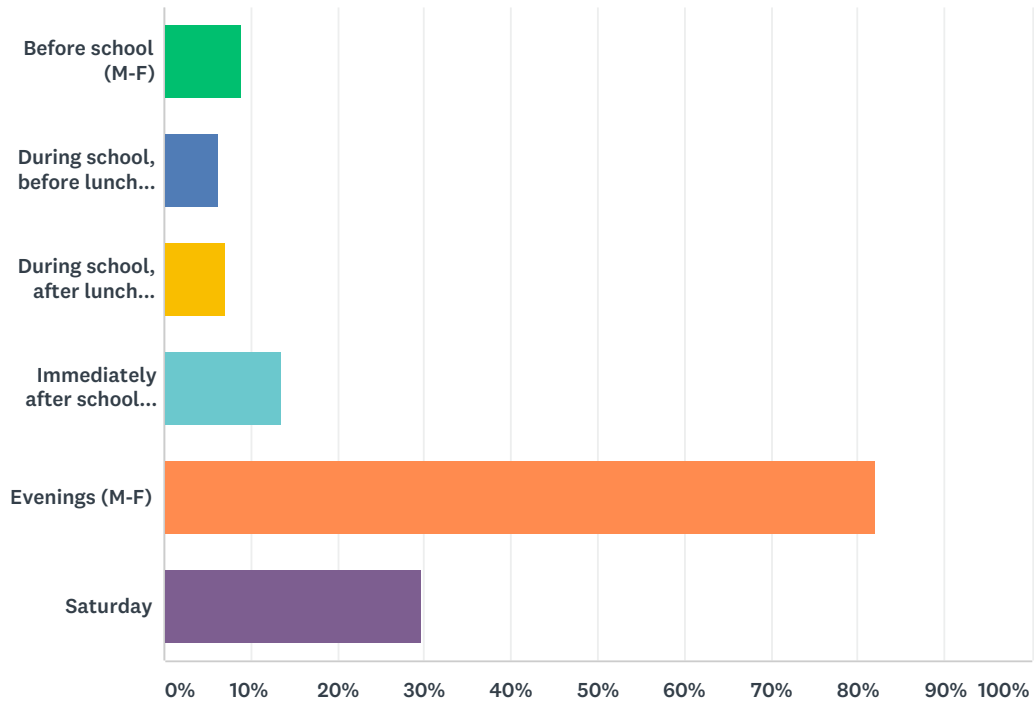


ANSWER CHOICES	RESPONSES	
Yes	23.42%	26
No	76.58%	85
TOTAL		111



## Q12 When is the best time for you to attend a school event for families?

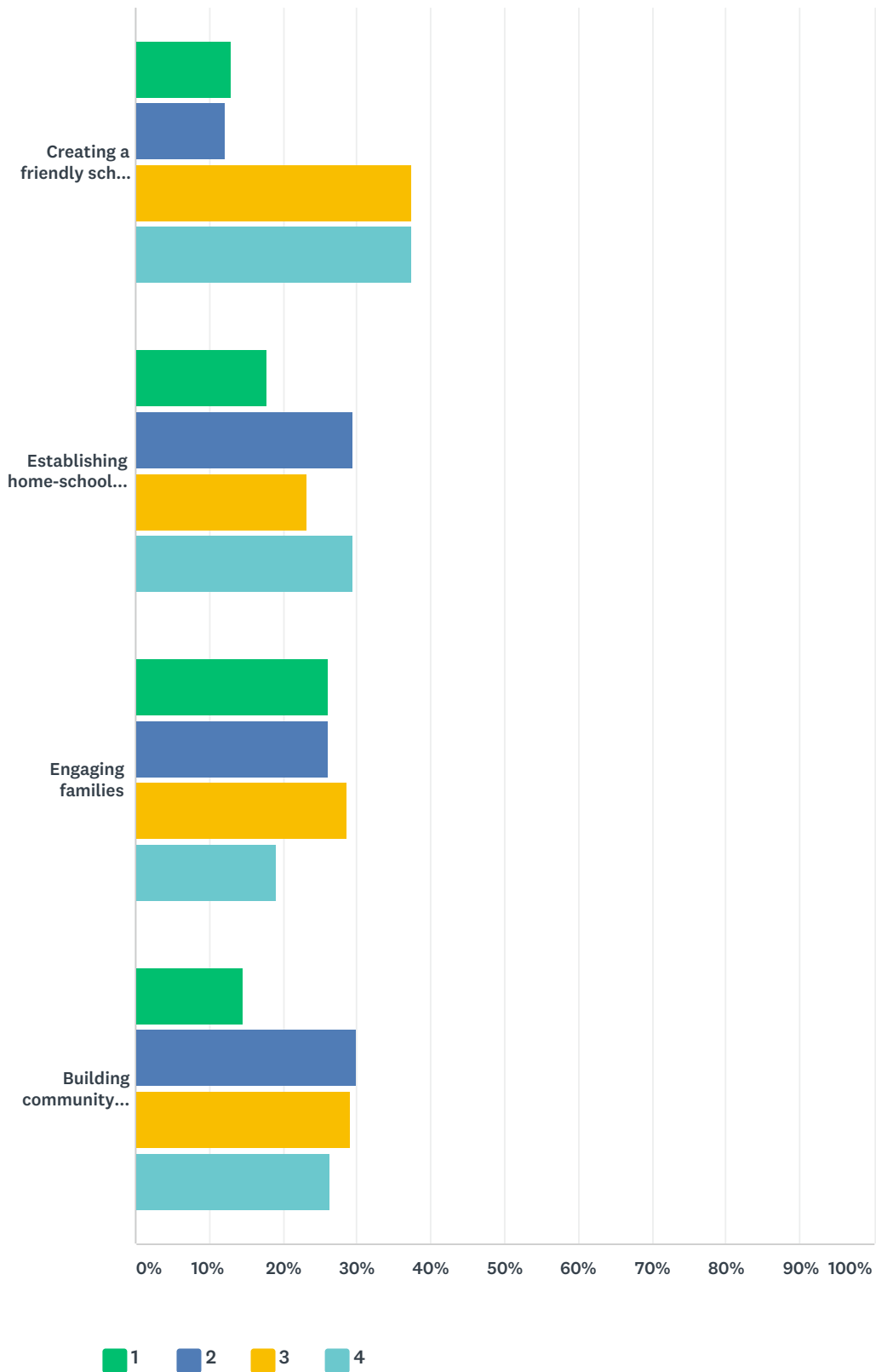
Answered: 111 Skipped: 26



ANSWER CHOICES	RESPONSES	
Before school (M-F)	9.01%	10
During school, before lunch (M-F)	6.31%	7
During school, after lunch (M-F)	7.21%	8
Immediately after school (M-F)	13.51%	15
Evenings (M-F)	81.98%	91
Saturday	29.73%	33
Total Respondents: 111		

Q13 Please rank the following from 1 (not well) through 4 (extremely well) according to how well your child's school supports each area:

Answered: 115 Skipped: 22



Brevard Public Schools High School Parent Survey 2018-2019

	1	2	3	4	TOTAL
Creating a friendly school climate	13.04% 15	12.17% 14	37.39% 43	37.39% 43	115
Establishing home-school communications	17.86% 20	29.46% 33	23.21% 26	29.46% 33	112
Engaging families	26.09% 30	26.09% 30	28.70% 33	19.13% 22	115
Building community partnerships	14.55% 16	30.00% 33	29.09% 32	26.36% 29	110

**Q14 In what ways can family engagement be strengthened at your child's school?**

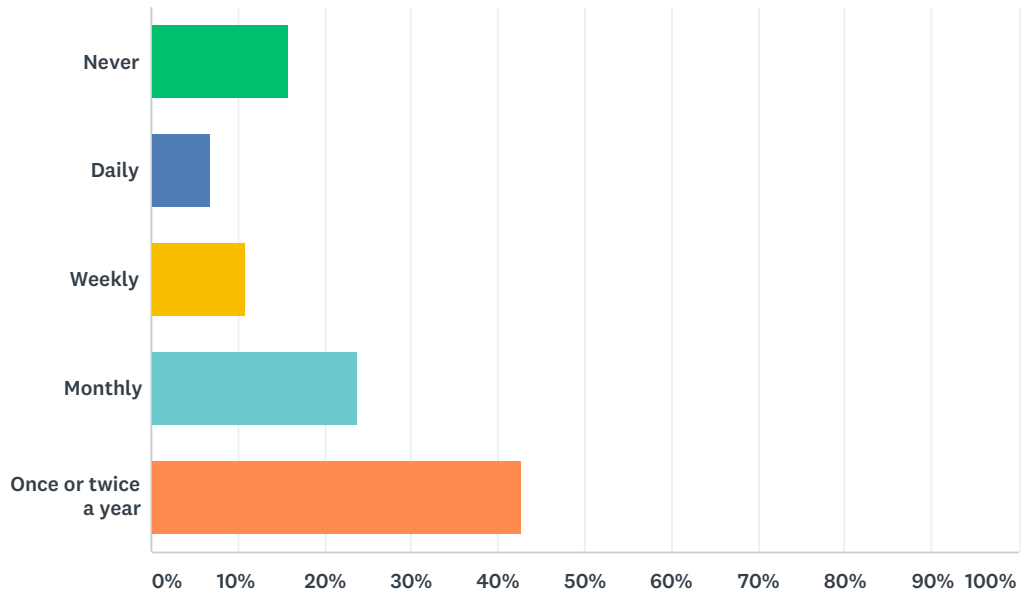
Answered: 38 Skipped: 99

**Q15 Please list any possible community organizations and/or businesses that you feel would be ideal school partners:**

Answered: 21 Skipped: 116

## Q16 How often do you communicate with your child's teachers?

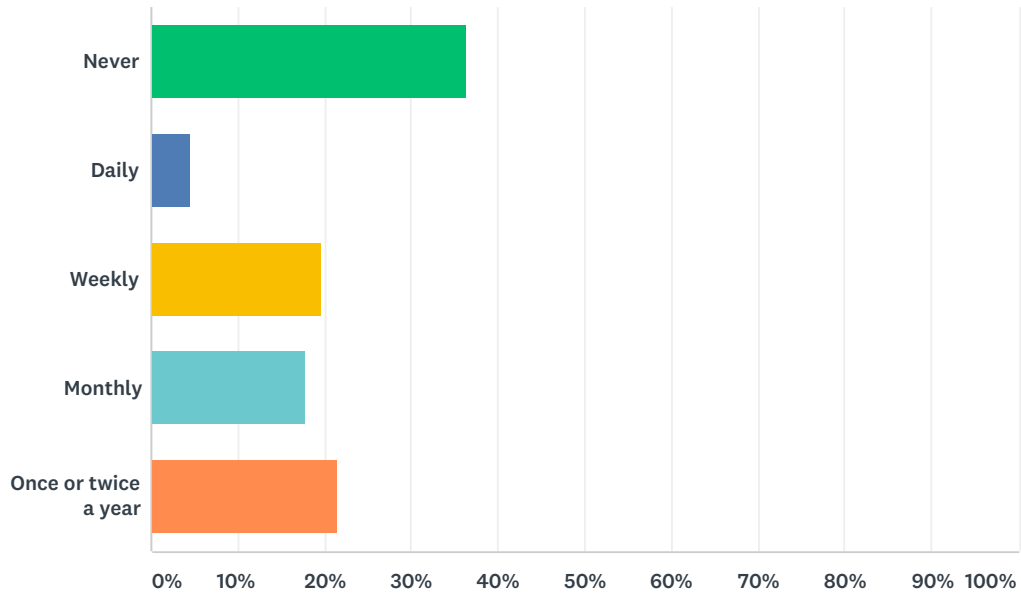
Answered: 101 Skipped: 36



ANSWER CHOICES	RESPONSES	
Never	15.84%	16
Daily	6.93%	7
Weekly	10.89%	11
Monthly	23.76%	24
Once or twice a year	42.57%	43
<b>TOTAL</b>		<b>101</b>

## Q17 How often do your child's teachers communicate with you about your child's progress?

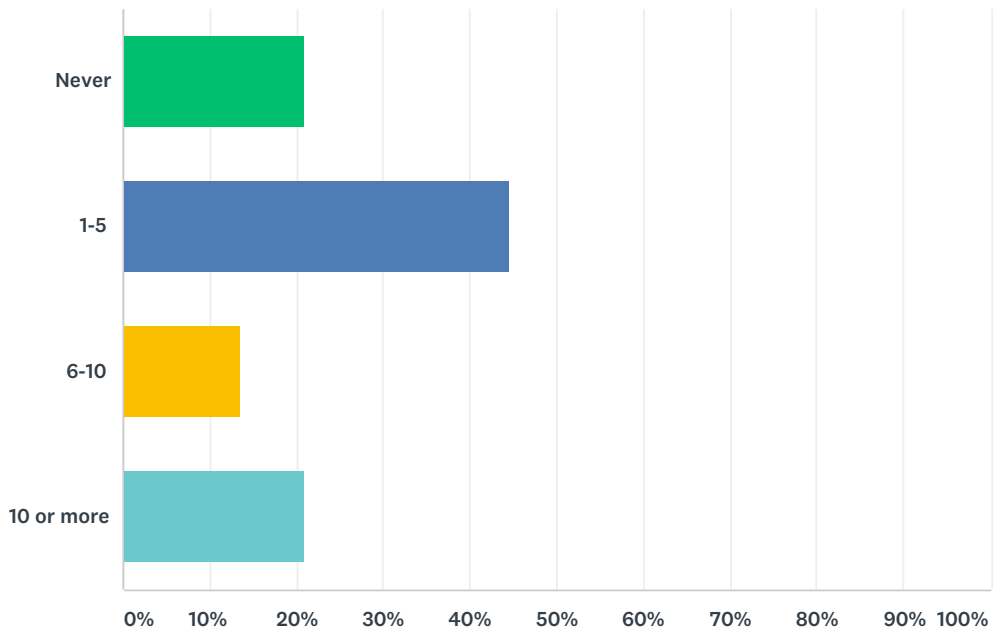
Answered: 107 Skipped: 30



ANSWER CHOICES	RESPONSES	
Never	36.45%	39
Daily	4.67%	5
Weekly	19.63%	21
Monthly	17.76%	19
Once or twice a year	21.50%	23
TOTAL		107

## Q18 How many times per month do you access your child's grades through FOCUS?

Answered: 110 Skipped: 27

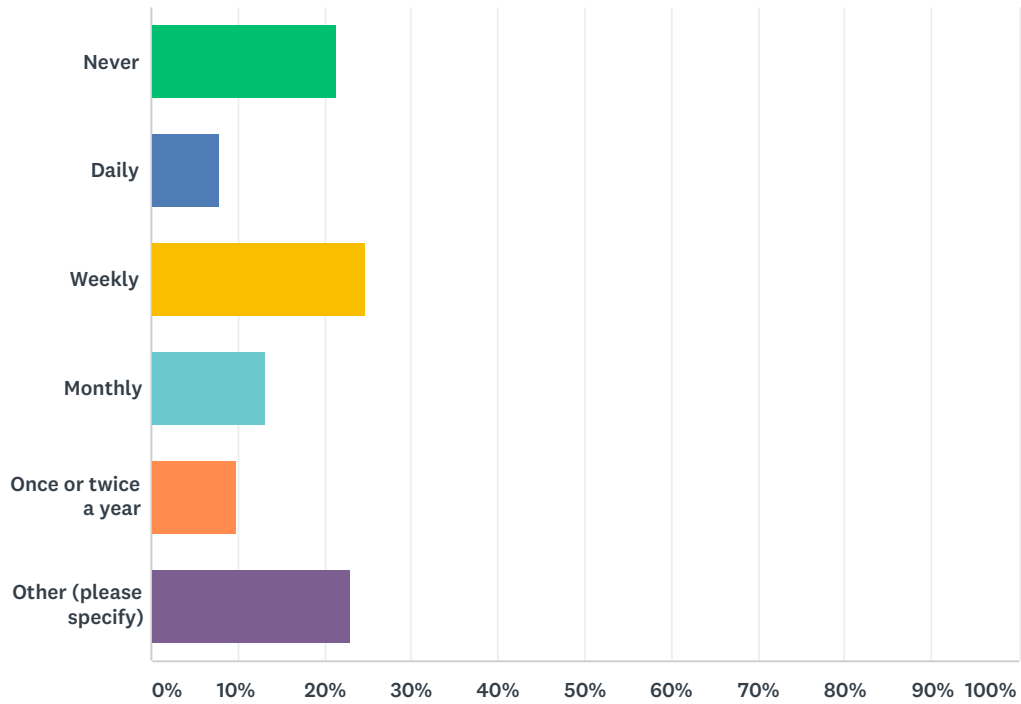


ANSWER CHOICES	RESPONSES	
Never	20.91%	23
1-5	44.55%	49
6-10	13.64%	15
10 or more	20.91%	23
<b>TOTAL</b>		<b>110</b>



## Q19 How often do you work with your child on class assignments?

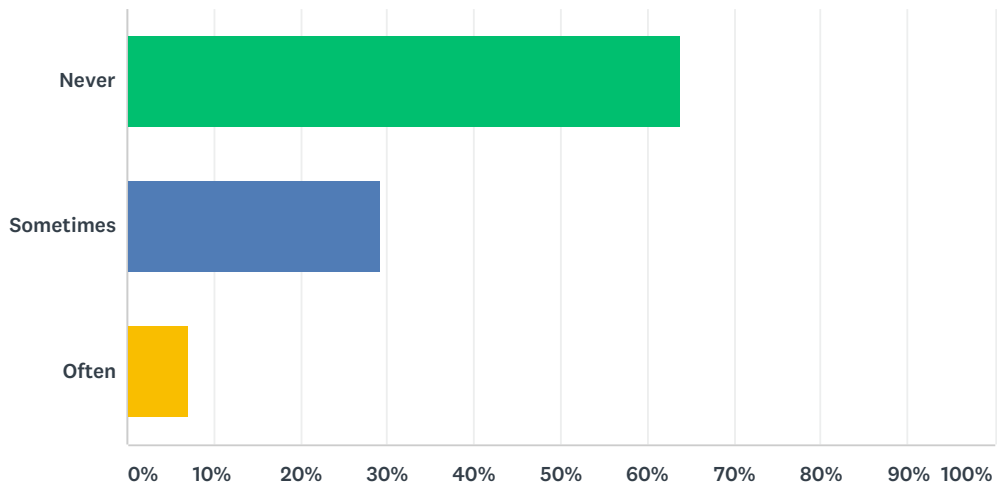
Answered: 113 Skipped: 24



ANSWER CHOICES	RESPONSES	
Never	21.24%	24
Daily	7.96%	9
Weekly	24.78%	28
Monthly	13.27%	15
Once or twice a year	9.73%	11
Other (please specify)	23.01%	26
<b>TOTAL</b>		<b>113</b>

## Q20 How often does your child's school or teachers provide you with information about ways you can help your child's learning at home?

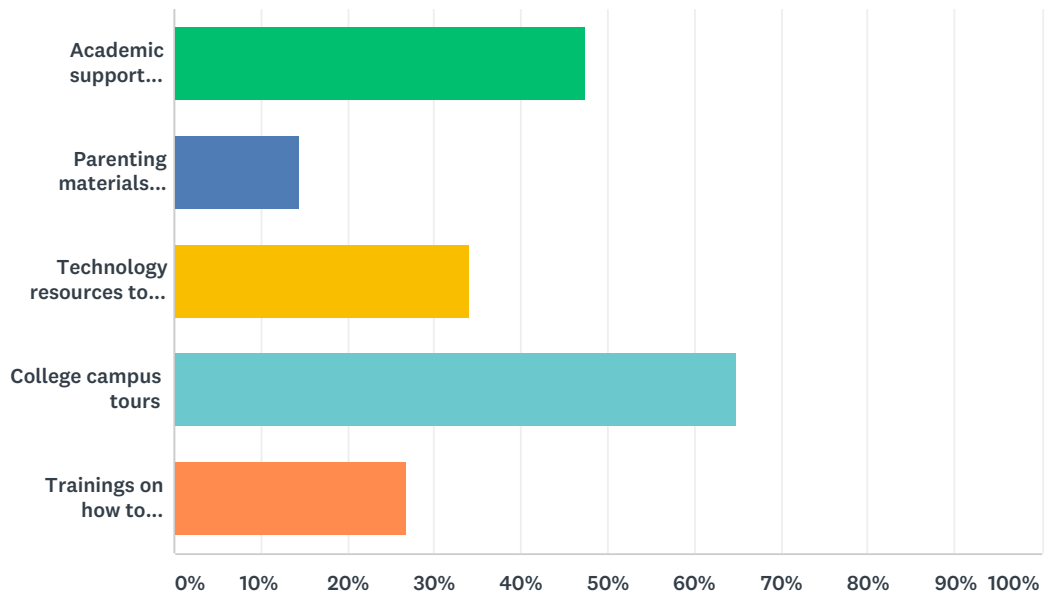
Answered: 113 Skipped: 24



ANSWER CHOICES	RESPONSES	
Never	63.72%	72
Sometimes	29.20%	33
Often	7.08%	8
<b>TOTAL</b>		<b>113</b>

## Q21 What types of family engagement resources would you use if they were provided at your school?

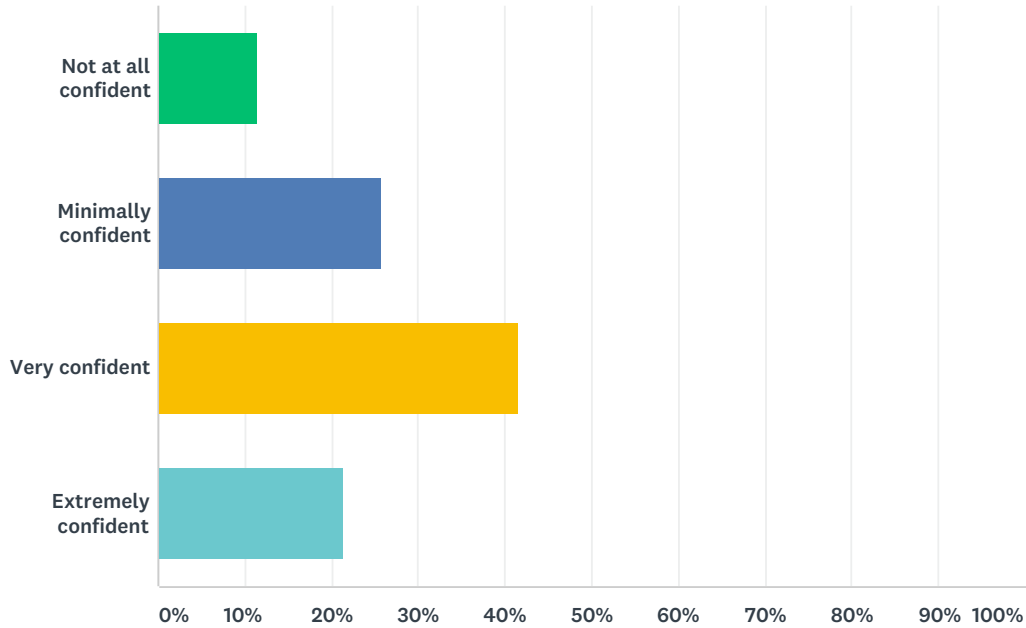
Answered: 97 Skipped: 40



ANSWER CHOICES	RESPONSES	
Academic support materials for families to use at home	47.42%	46
Parenting materials (books and articles for check out)	14.43%	14
Technology resources to support learning at home	34.02%	33
College campus tours	64.95%	63
Trainings on how to participate in school decision-making committees	26.80%	26
Total Respondents: 97		

## Q22 How confident are you in your ability to help your child make choices about the programs and courses they need to take in preparation for college and career?

Answered: 113 Skipped: 24



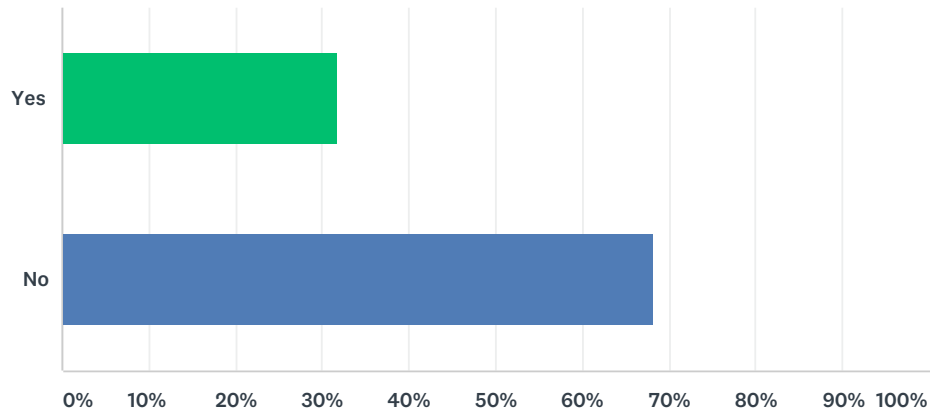
ANSWER CHOICES	RESPONSES	
Not at all confident	11.50%	13
Minimally confident	25.66%	29
Very confident	41.59%	47
Extremely confident	21.24%	24
TOTAL		113

**Q23 What can we do to support you to ensure your child graduates and receives a high school diploma?**

Answered: 53 Skipped: 84

### Q24 Have you been given opportunities to provide input and feedback into school decisions (school improvement, Title I services, event planning, discipline)?

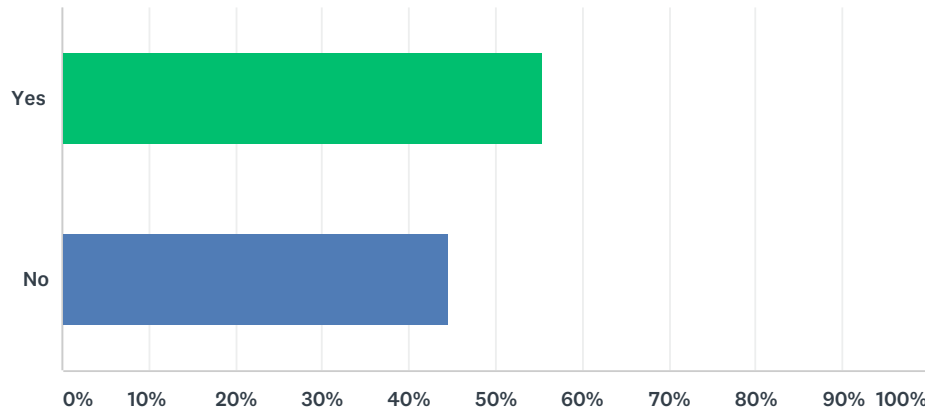
Answered: 104 Skipped: 33



ANSWER CHOICES	RESPONSES	
Yes	31.73%	33
No	68.27%	71
TOTAL		104

## Q25 Do you feel your child's school values input from families?

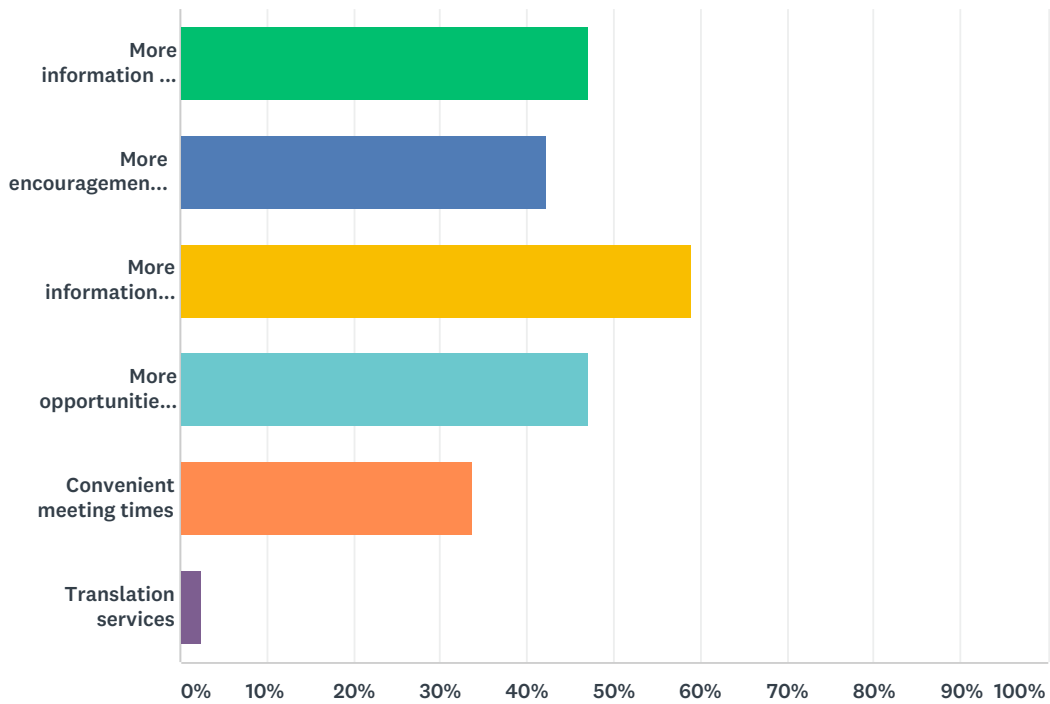
Answered: 103 Skipped: 34



ANSWER CHOICES	RESPONSES	
Yes	55.34%	57
No	44.66%	46
TOTAL		103

## Q26 How could your school assist you in playing a more active role in school decision-making?

Answered: 83 Skipped: 54

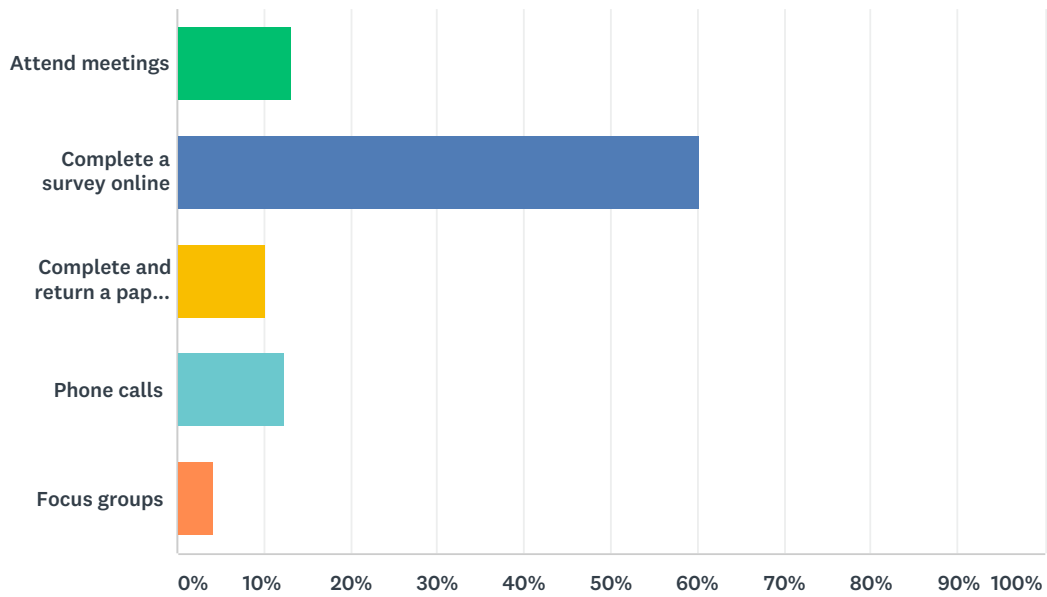


ANSWER CHOICES	RESPONSES	
More information on how to become engaged	46.99%	39
More encouragement from the school to become engaged	42.17%	35
More information about school issues to be addressed	59.04%	49
More opportunities to share my opinion about school issues	46.99%	39
Convenient meeting times	33.73%	28
Translation services	2.41%	2
Total Respondents: 83		



## Q27 What is the best way for you to provide input regarding your child's school?

Answered: 98 Skipped: 39



ANSWER CHOICES	RESPONSES	
Attend meetings	13.27%	13
Complete a survey online	60.20%	59
Complete and return a paper survey	10.20%	10
Phone calls	12.24%	12
Focus groups	4.08%	4
<b>TOTAL</b>		<b>98</b>

**Q28 What do you feel is working well at your child's school? (This is your chance to brag about your school and share what you like about it!)**

Answered: 51 Skipped: 86

**Q29 What do you feel is not working, difficult, and/or needs improvement at your child's school? (This is your chance to tell us what you would like to see change.)**

Answered: 57 Skipped: 80