

Q1 What school does your child attend?

Answered: 52 Skipped: 0

Brevard Public Schools High School Parent Survey 2018-2019



ANSWER CHOICES

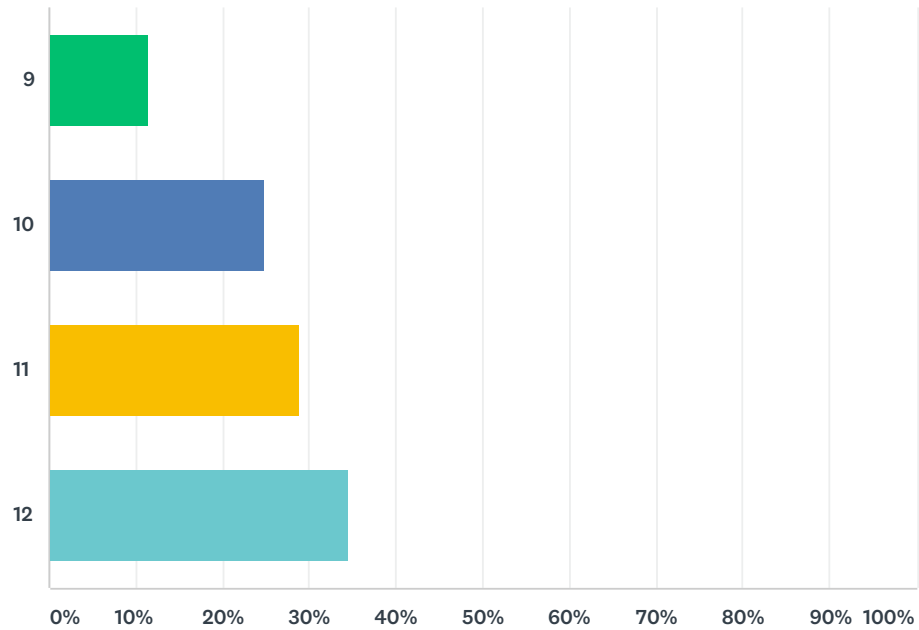
RESPONSES

Brevard Public Schools High School Parent Survey 2018-2019

Brevard Virtual Instruction Program (BVIP)	100.00%	52
Astronaut High	0.00%	0
Bayside High	0.00%	0
Cocoa Beach Jr./Sr. High	0.00%	0
Cocoa High	0.00%	0
Eau Gallie High	0.00%	0
Edgewood Jr./Sr. High	0.00%	0
Heritage High	0.00%	0
Melbourne High	0.00%	0
Merritt Island High	0.00%	0
Pathways at Gardendale (North/Central Area Alternative Center)	0.00%	0
Palm Bay Magnet High	0.00%	0
Rockledge High	0.00%	0
Satellite High	0.00%	0
Pathways at Pine Grove (South Area Alternative Center)	0.00%	0
Space Coast Jr./Sr. High	0.00%	0
Titusville High	0.00%	0
Viera High	0.00%	0
West Shore Jr./Sr. High	0.00%	0
TOTAL		52

Q2 What is your child's current grade level?

Answered: 52 Skipped: 0

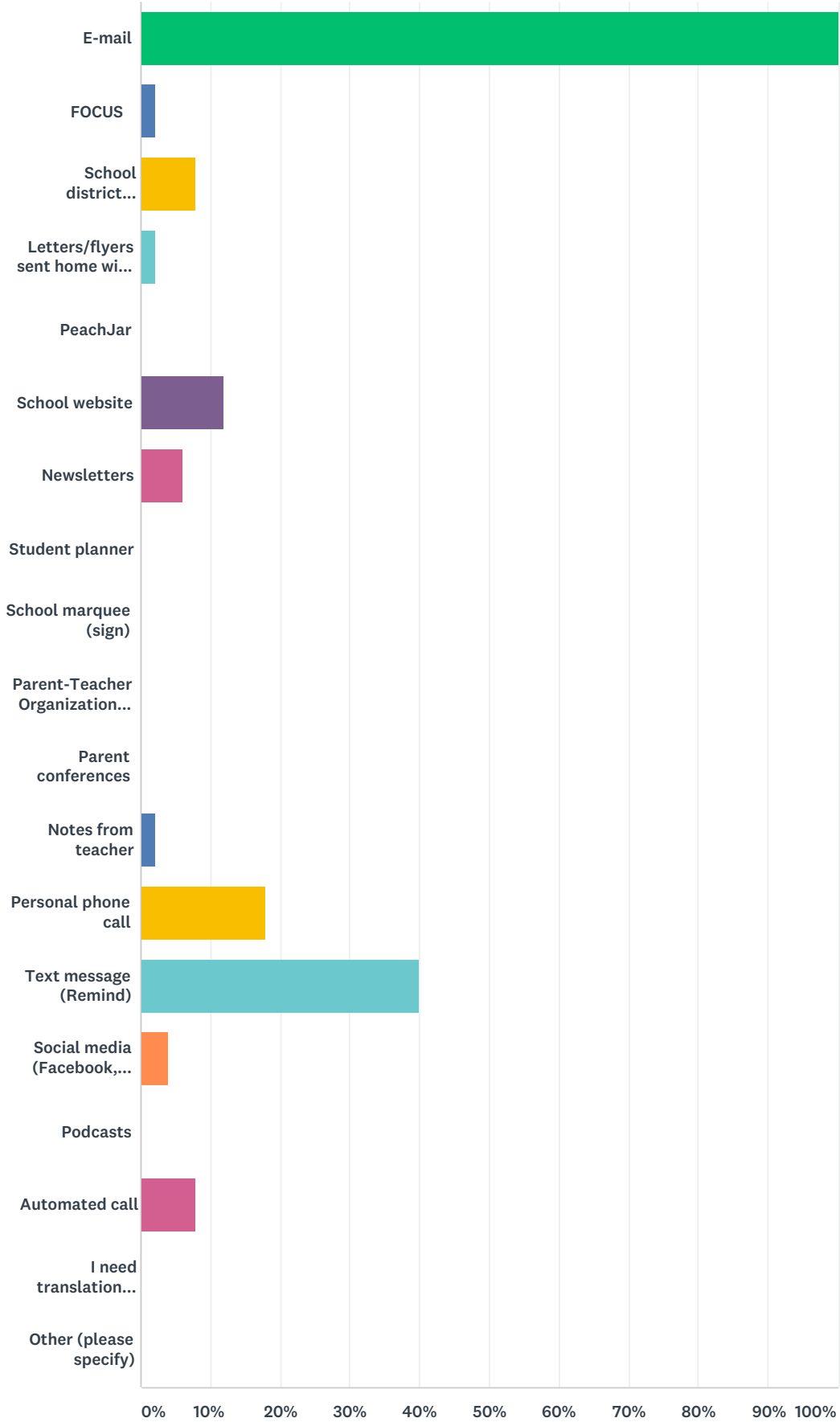


ANSWER CHOICES	RESPONSES	
9	11.54%	6
10	25.00%	13
11	28.85%	15
12	34.62%	18
Total Respondents: 52		

Q3 What is the best way for us to get important information regarding school events or your child's progress to you? (Check all that apply)

Answered: 50 Skipped: 2

Brevard Public Schools High School Parent Survey 2018-2019



ANSWER CHOICES

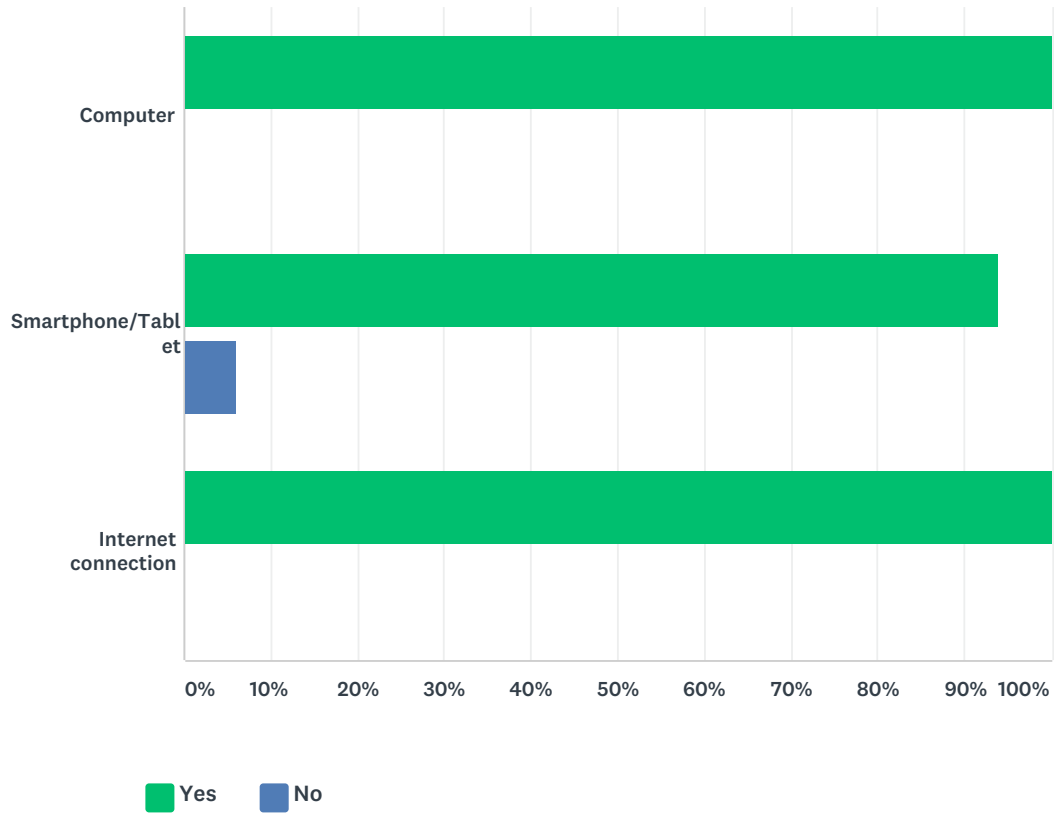
RESPONSES

Brevard Public Schools High School Parent Survey 2018-2019

E-mail	100.00%	50
FOCUS	2.00%	1
School district website	8.00%	4
Letters/flyers sent home with students	2.00%	1
PeachJar	0.00%	0
School website	12.00%	6
Newsletters	6.00%	3
Student planner	0.00%	0
School marquee (sign)	0.00%	0
Parent-Teacher Organization (PTO/PTA)	0.00%	0
Parent conferences	0.00%	0
Notes from teacher	2.00%	1
Personal phone call	18.00%	9
Text message (Remind)	40.00%	20
Social media (Facebook, Twitter)	4.00%	2
Podcasts	0.00%	0
Automated call	8.00%	4
I need translation assistance	0.00%	0
Other (please specify)	0.00%	0
Total Respondents: 50		

Q4 Does your child have access to a computer and internet connection outside of school?

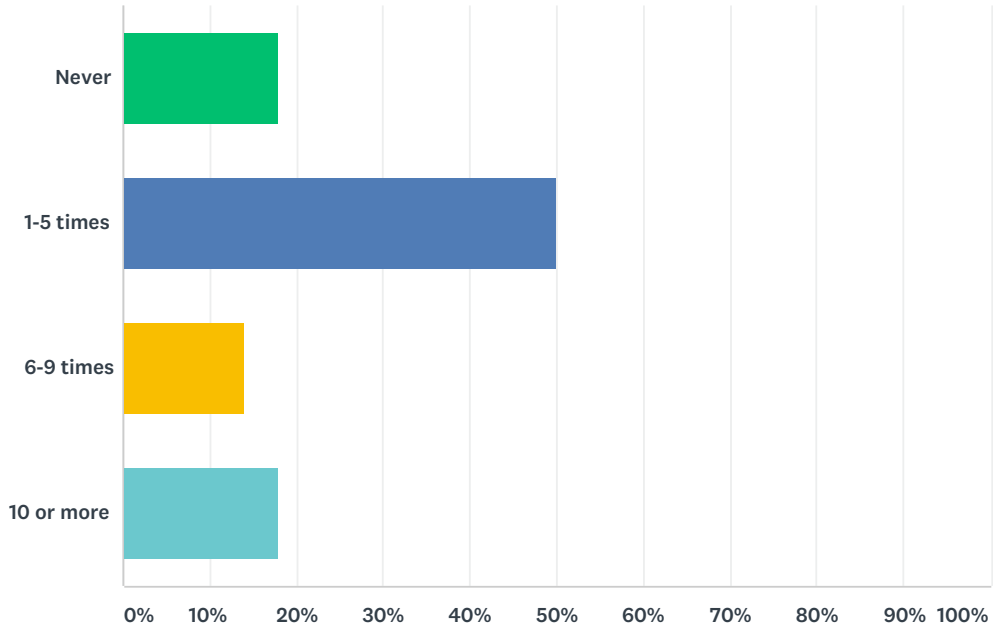
Answered: 50 Skipped: 2



	YES	NO	TOTAL
Computer	100.00% 50	0.00% 0	50
Smartphone/Tablet	94.00% 47	6.00% 3	50
Internet connection	100.00% 50	0.00% 0	50

Q5 How many times per month do you access the school website?

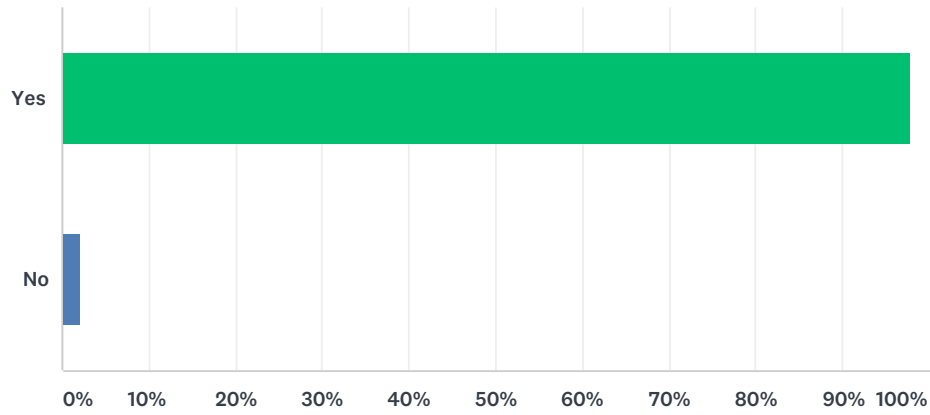
Answered: 50 Skipped: 2



ANSWER CHOICES	RESPONSES	
Never	18.00%	9
1-5 times	50.00%	25
6-9 times	14.00%	7
10 or more	18.00%	9
TOTAL		50

Q6 Do you feel welcome at your child's school?

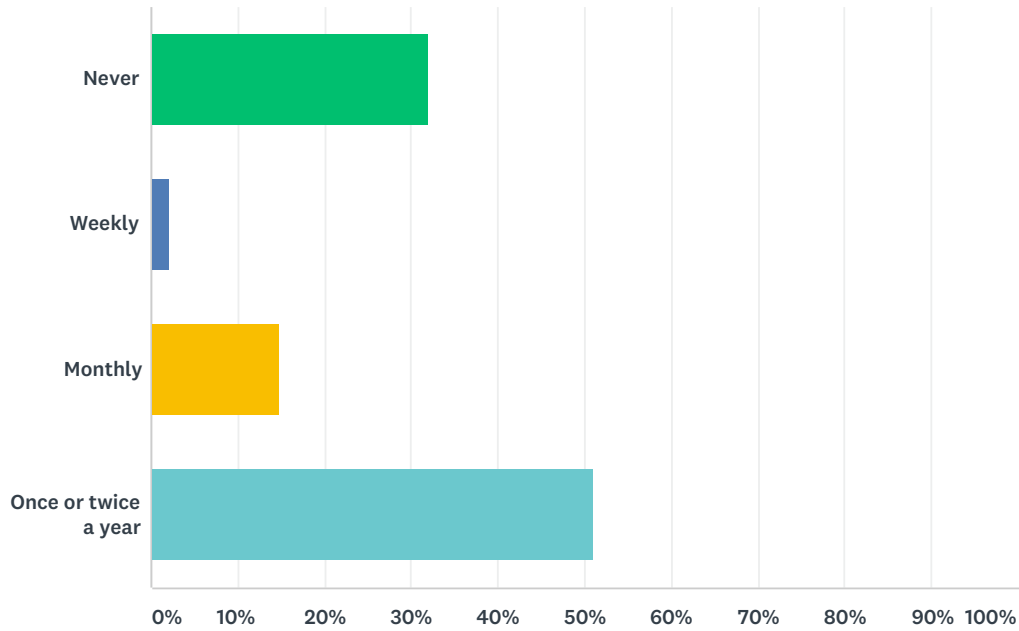
Answered: 48 Skipped: 4



ANSWER CHOICES	RESPONSES	
Yes	97.92%	47
No	2.08%	1
TOTAL		48

Q7 In the past year, how often did you participate in family engagement activities, events or programs at your child's school?

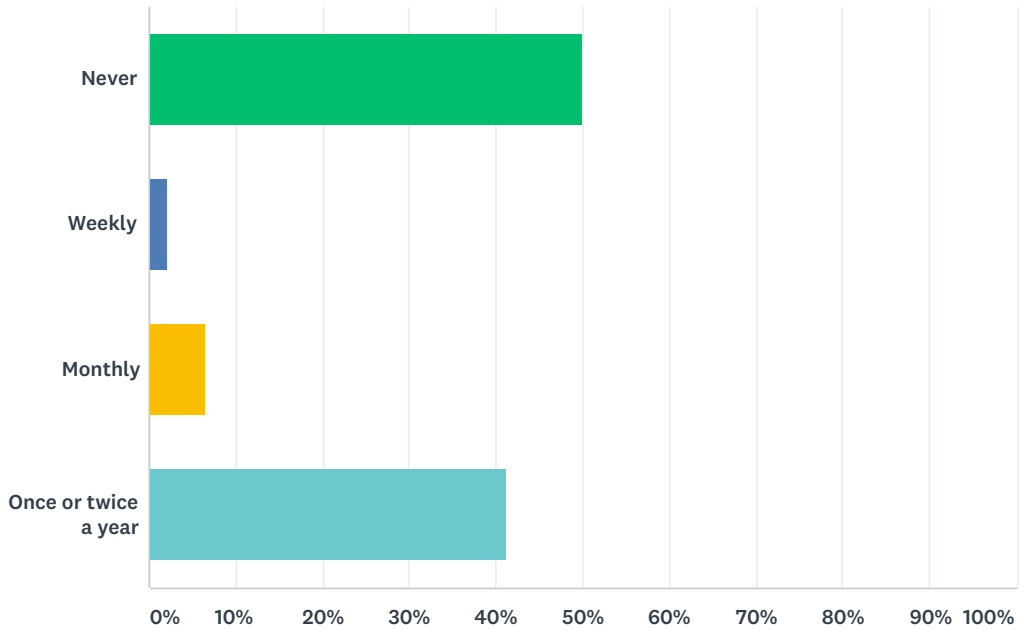
Answered: 47 Skipped: 5



ANSWER CHOICES	RESPONSES	
Never	31.91%	15
Weekly	2.13%	1
Monthly	14.89%	7
Once or twice a year	51.06%	24
TOTAL		47

Q8 How often did you participate in school events because your child encouraged you to be involved?

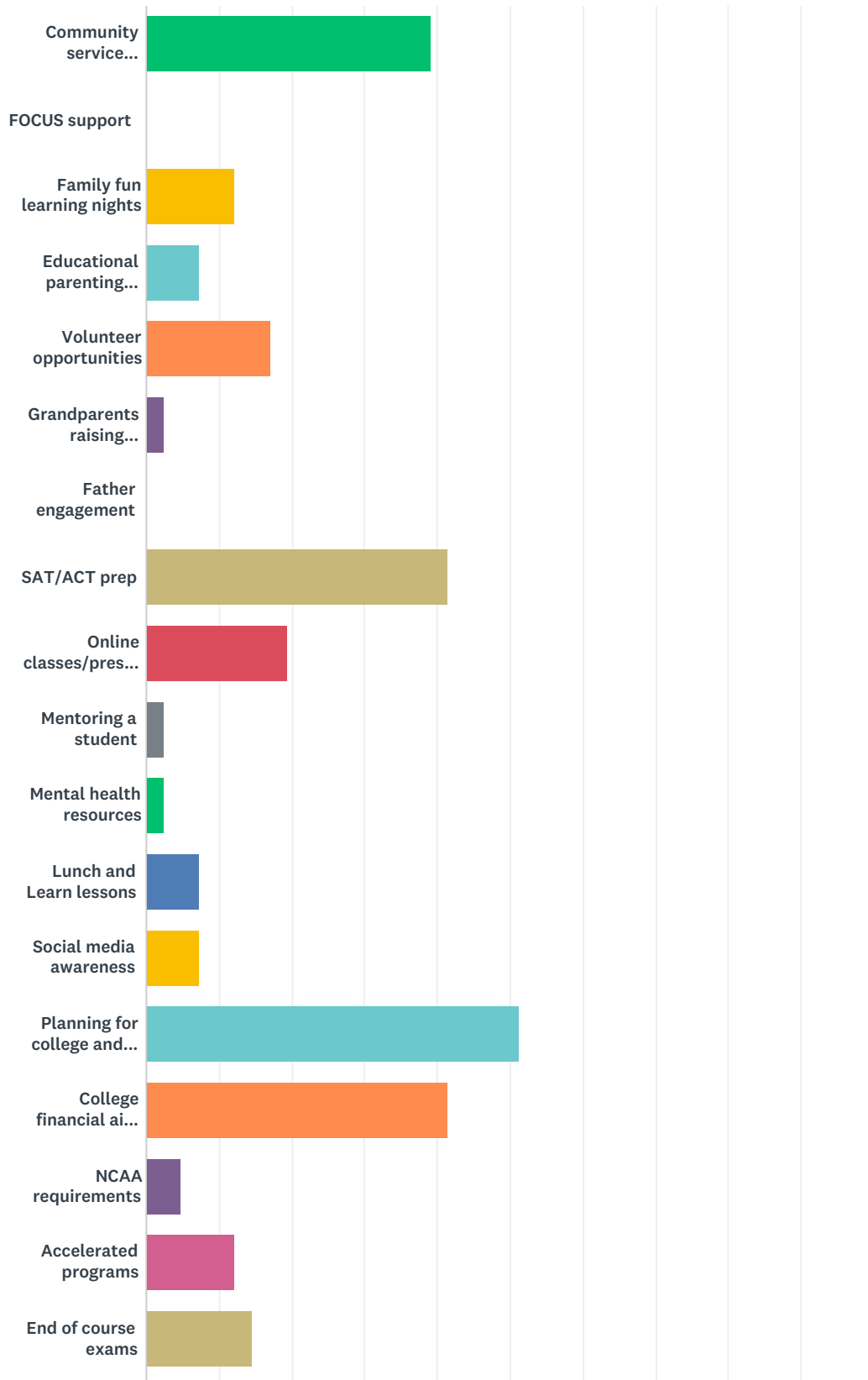
Answered: 46 Skipped: 6



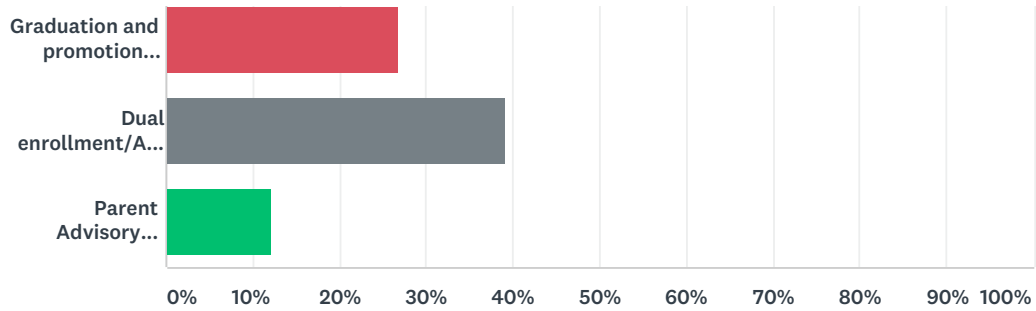
ANSWER CHOICES	RESPONSES	
Never	50.00%	23
Weekly	2.17%	1
Monthly	6.52%	3
Once or twice a year	41.30%	19
TOTAL		46

Q9 Which of the following informational meetings and activities would you participate in or attend? (Check all that apply)

Answered: 41 Skipped: 11



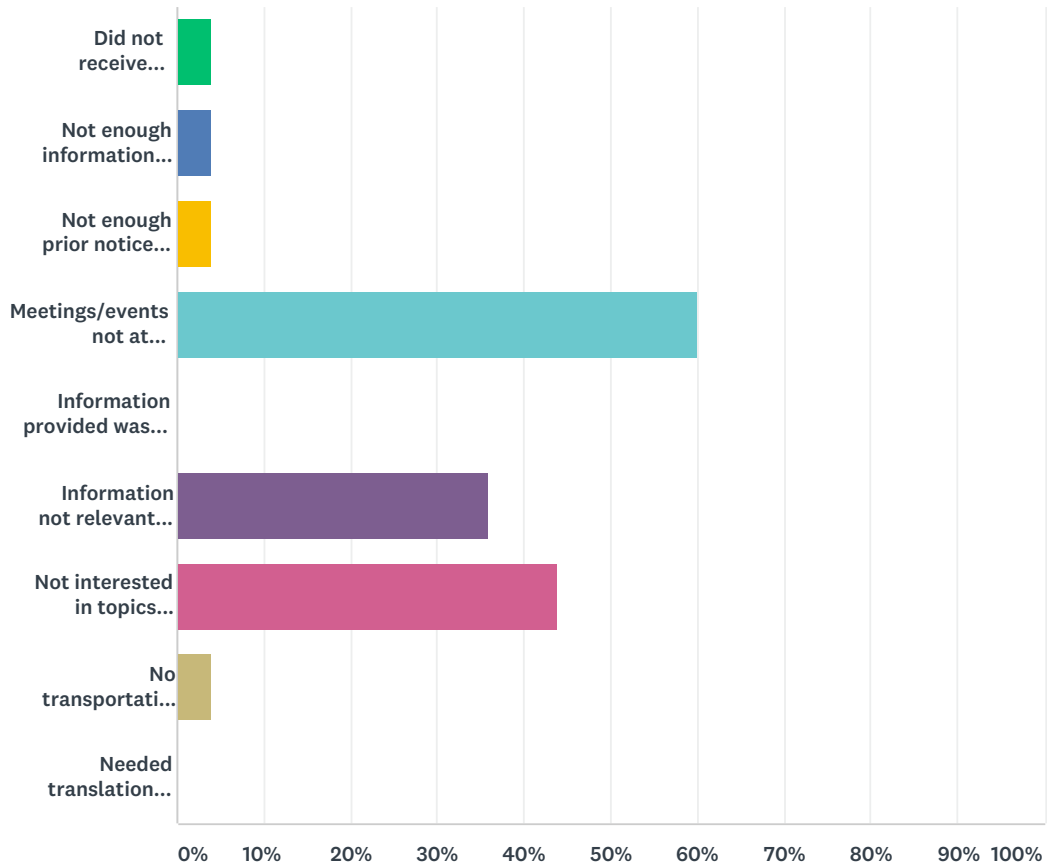
Brevard Public Schools High School Parent Survey 2018-2019



ANSWER CHOICES	RESPONSES	
Community service projects with staff/students	39.02%	16
FOCUS support	0.00%	0
Family fun learning nights	12.20%	5
Educational parenting workshops/classes	7.32%	3
Volunteer opportunities	17.07%	7
Grandparents raising grandchildren	2.44%	1
Father engagement	0.00%	0
SAT/ACT prep	41.46%	17
Online classes/presentations	19.51%	8
Mentoring a student	2.44%	1
Mental health resources	2.44%	1
Lunch and Learn lessons	7.32%	3
Social media awareness	7.32%	3
Planning for college and career	51.22%	21
College financial aid (FASFA/Bright Futures/scholarships)	41.46%	17
NCAA requirements	4.88%	2
Accelerated programs	12.20%	5
End of course exams	14.63%	6
Graduation and promotion guidelines	26.83%	11
Dual enrollment/Advanced Placement courses	39.02%	16
Parent Advisory Council/School Advisory Council (SAC)/Parent Teacher Organization (PTO)	12.20%	5
Total Respondents: 41		

Q10 If you have not attended informational meetings or academic events, please share why. (Check all that apply)

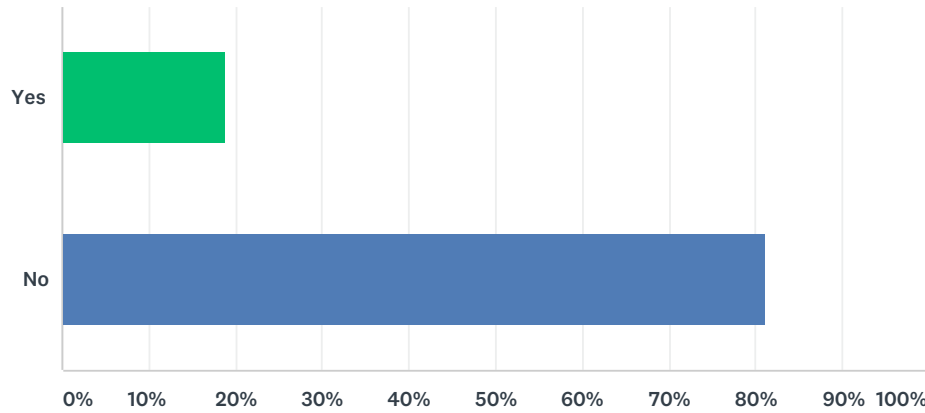
Answered: 25 Skipped: 27



ANSWER CHOICES	RESPONSES	
Did not receive information about meetings/events	4.00%	1
Not enough information provided	4.00%	1
Not enough prior notice provided	4.00%	1
Meetings/events not at convenient times	60.00%	15
Information provided was difficult to understand	0.00%	0
Information not relevant to me/my child	36.00%	9
Not interested in topics presented	44.00%	11
No transportation to get to meetings/events	4.00%	1
Needed translation services	0.00%	0
Total Respondents: 25		

Q11 Is the cost of fingerprinting a barrier to volunteering at your child's school?

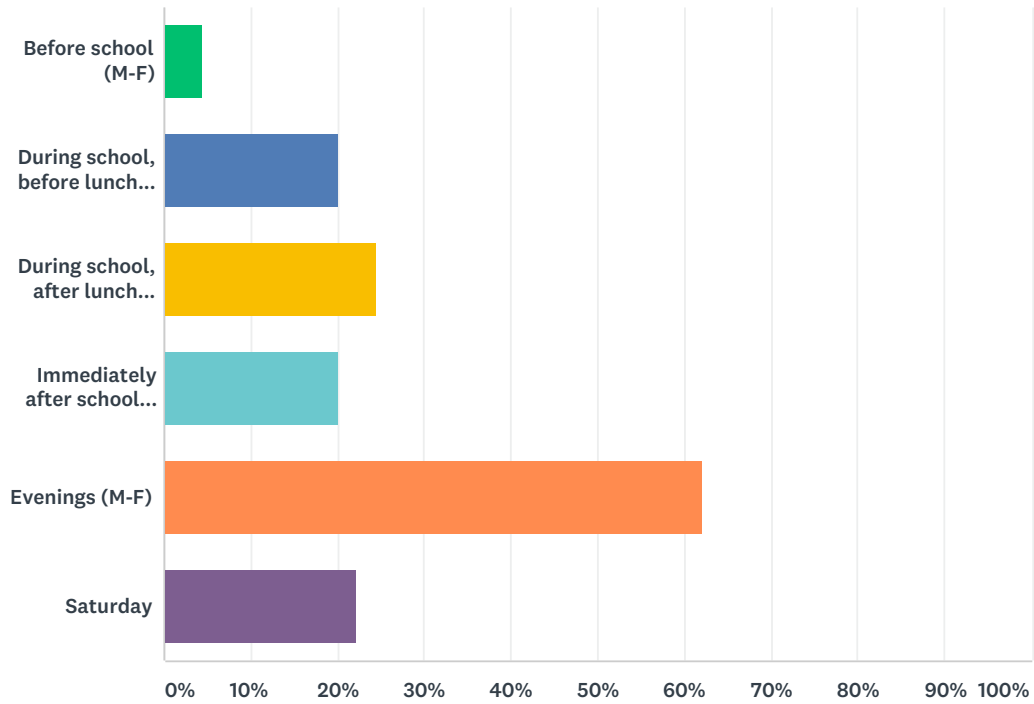
Answered: 48 Skipped: 4



ANSWER CHOICES	RESPONSES	
Yes	18.75%	9
No	81.25%	39
TOTAL		48

Q12 When is the best time for you to attend a school event for families?

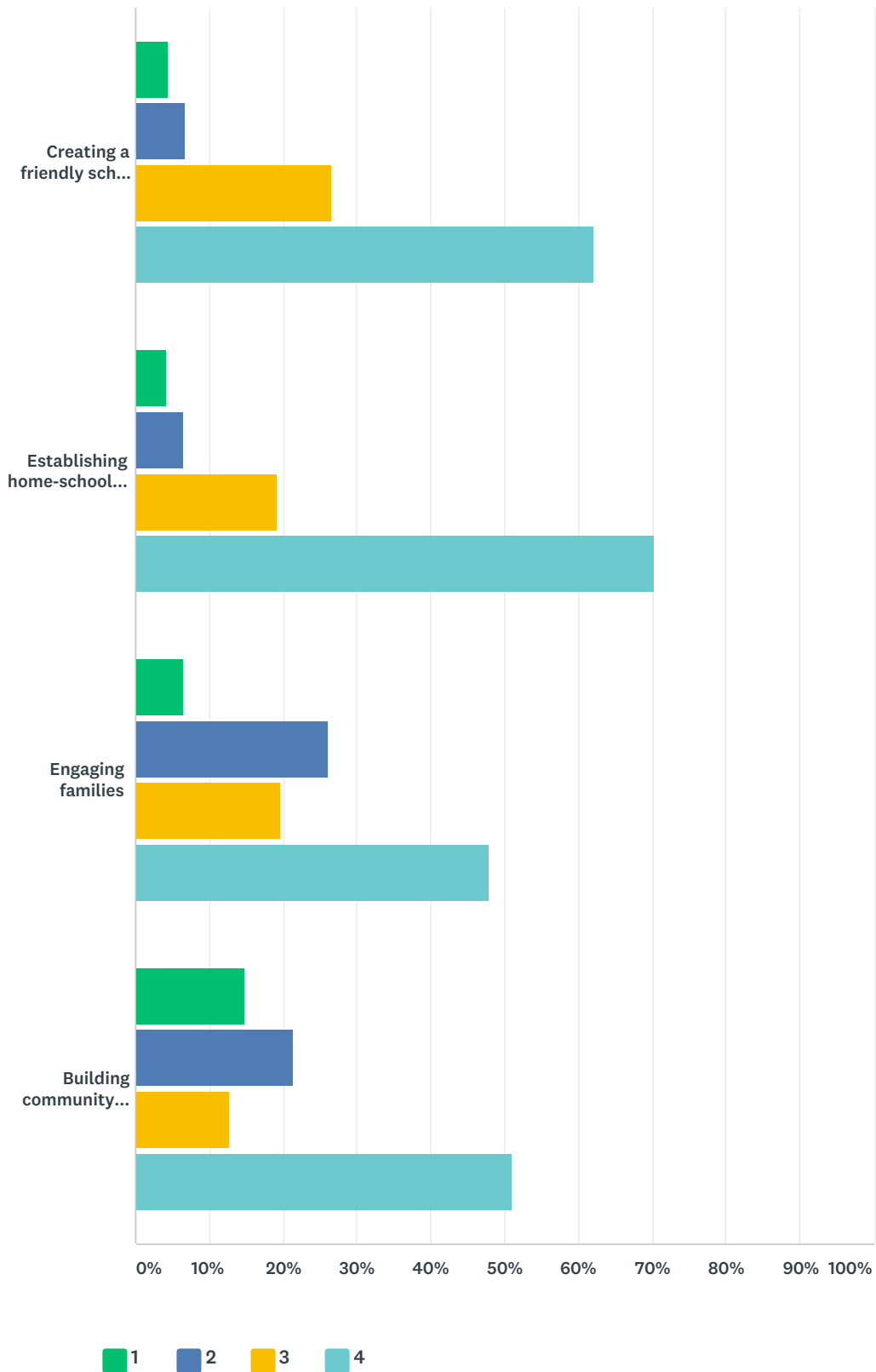
Answered: 45 Skipped: 7



ANSWER CHOICES	RESPONSES	
Before school (M-F)	4.44%	2
During school, before lunch (M-F)	20.00%	9
During school, after lunch (M-F)	24.44%	11
Immediately after school (M-F)	20.00%	9
Evenings (M-F)	62.22%	28
Saturday	22.22%	10
Total Respondents: 45		

Q13 Please rank the following from 1 (not well) through 4 (extremely well) according to how well your child's school supports each area:

Answered: 48 Skipped: 4



Brevard Public Schools High School Parent Survey 2018-2019

	1	2	3	4	TOTAL
Creating a friendly school climate	4.44% 2	6.67% 3	26.67% 12	62.22% 28	45
Establishing home-school communications	4.26% 2	6.38% 3	19.15% 9	70.21% 33	47
Engaging families	6.52% 3	26.09% 12	19.57% 9	47.83% 22	46
Building community partnerships	14.89% 7	21.28% 10	12.77% 6	51.06% 24	47

Q14 In what ways can family engagement be strengthened at your child's school?

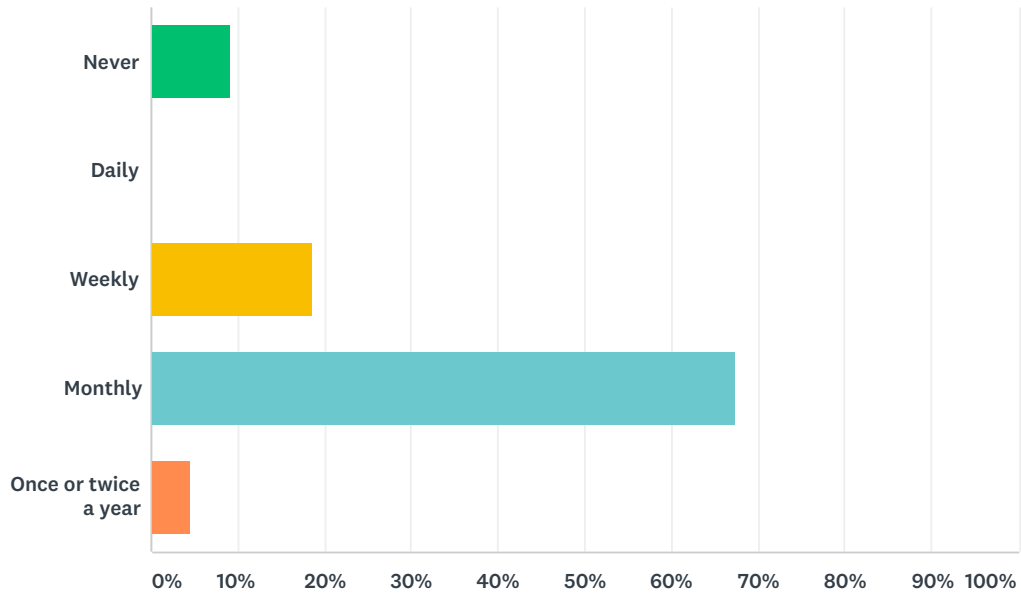
Answered: 19 Skipped: 33

Q15 Please list any possible community organizations and/or businesses that you feel would be ideal school partners:

Answered: 13 Skipped: 39

Q16 How often do you communicate with your child's teachers?

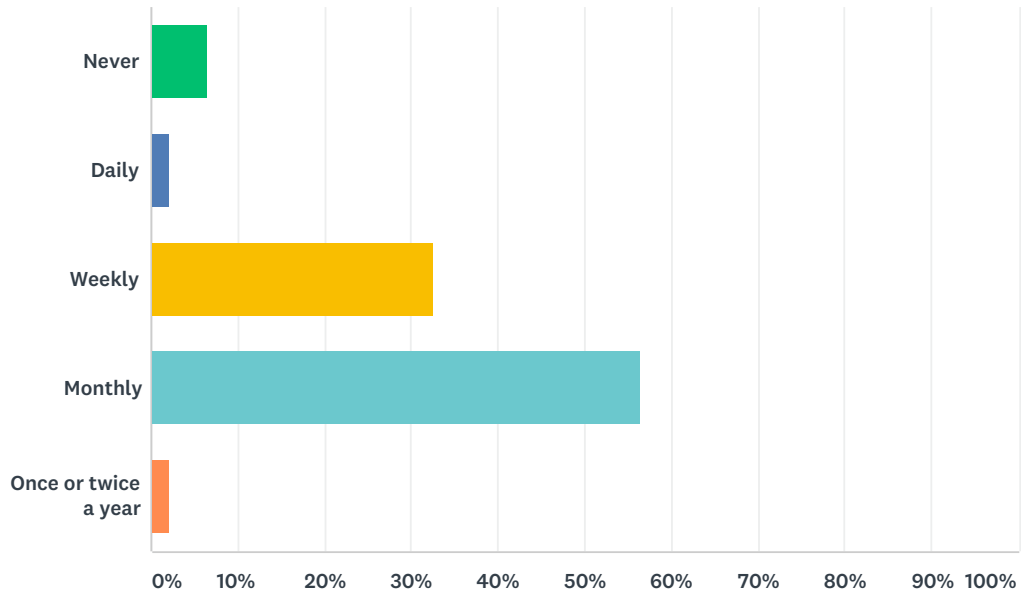
Answered: 43 Skipped: 9



ANSWER CHOICES	RESPONSES	
Never	9.30%	4
Daily	0.00%	0
Weekly	18.60%	8
Monthly	67.44%	29
Once or twice a year	4.65%	2
TOTAL		43

Q17 How often do your child's teachers communicate with you about your child's progress?

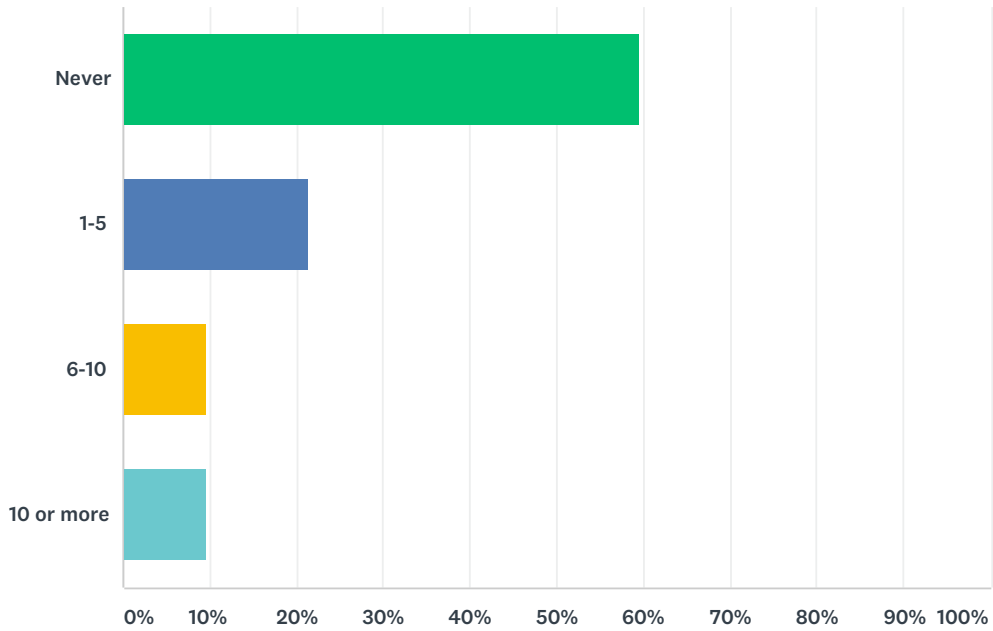
Answered: 46 Skipped: 6



ANSWER CHOICES	RESPONSES	
Never	6.52%	3
Daily	2.17%	1
Weekly	32.61%	15
Monthly	56.52%	26
Once or twice a year	2.17%	1
TOTAL		46

Q18 How many times per month do you access your child's grades through FOCUS?

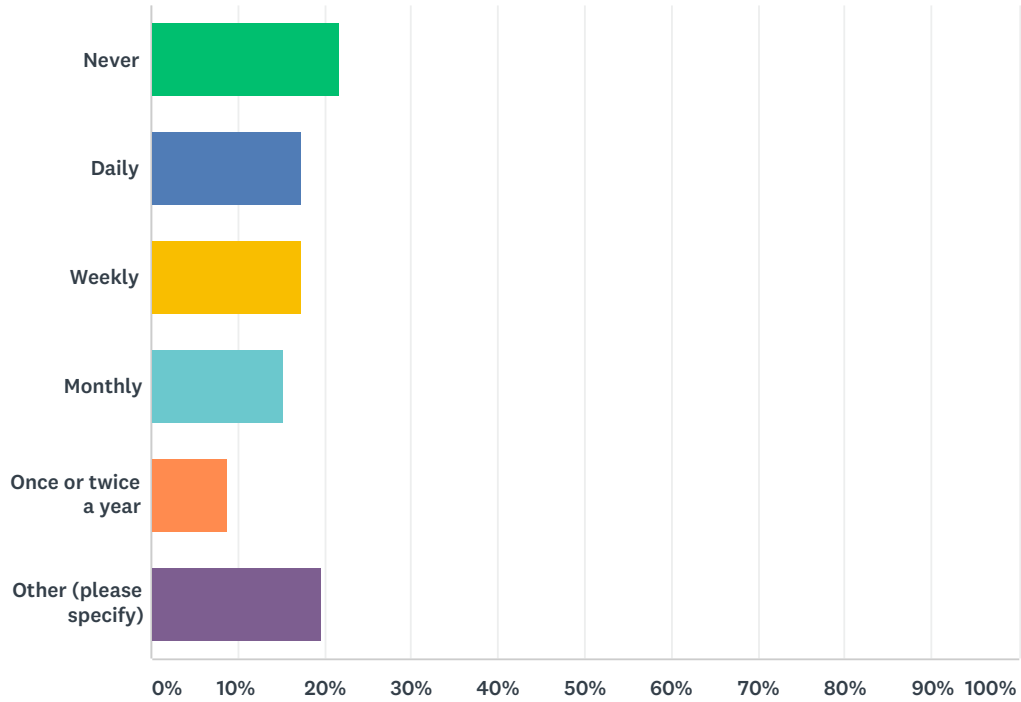
Answered: 42 Skipped: 10



ANSWER CHOICES	RESPONSES	
Never	59.52%	25
1-5	21.43%	9
6-10	9.52%	4
10 or more	9.52%	4
TOTAL		42

Q19 How often do you work with your child on class assignments?

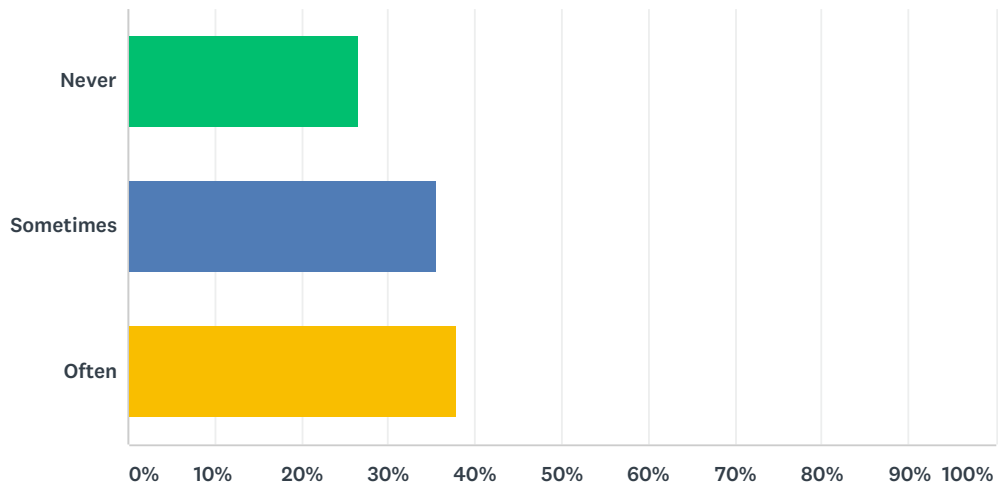
Answered: 46 Skipped: 6



ANSWER CHOICES	RESPONSES	
Never	21.74%	10
Daily	17.39%	8
Weekly	17.39%	8
Monthly	15.22%	7
Once or twice a year	8.70%	4
Other (please specify)	19.57%	9
TOTAL		46

Q20 How often does your child's school or teachers provide you with information about ways you can help your child's learning at home?

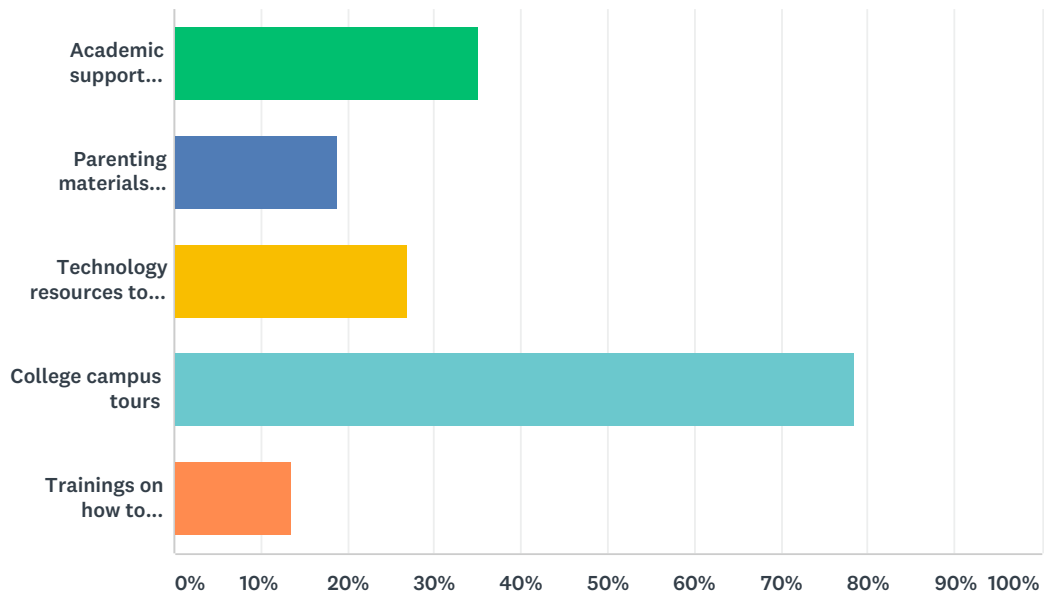
Answered: 45 Skipped: 7



ANSWER CHOICES	RESPONSES	
Never	26.67%	12
Sometimes	35.56%	16
Often	37.78%	17
TOTAL		45

Q21 What types of family engagement resources would you use if they were provided at your school?

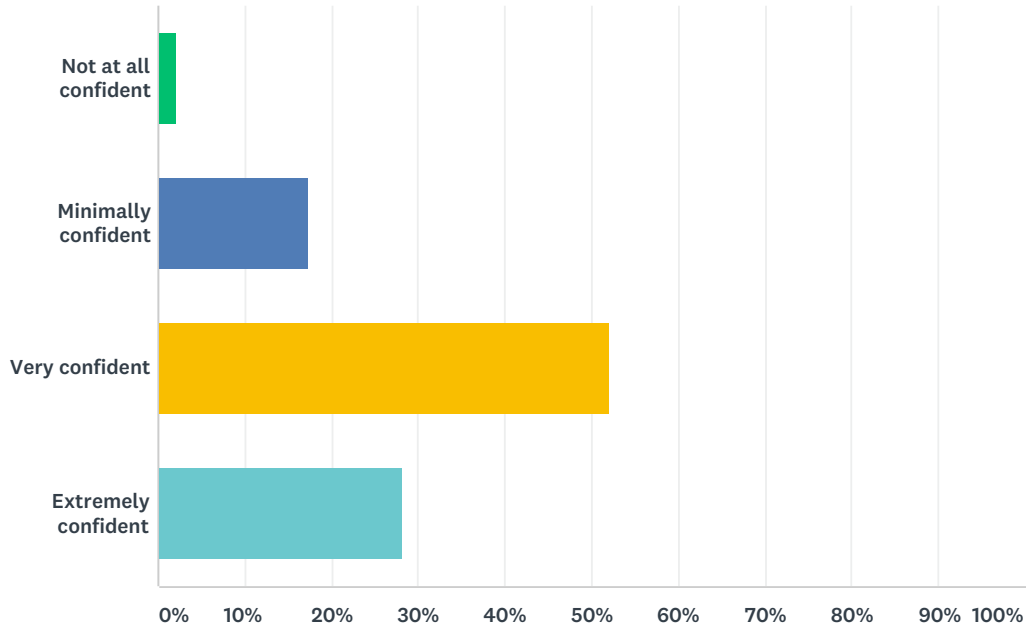
Answered: 37 Skipped: 15



ANSWER CHOICES	RESPONSES	
Academic support materials for families to use at home	35.14%	13
Parenting materials (books and articles for check out)	18.92%	7
Technology resources to support learning at home	27.03%	10
College campus tours	78.38%	29
Trainings on how to participate in school decision-making committees	13.51%	5
Total Respondents: 37		

Q22 How confident are you in your ability to help your child make choices about the programs and courses they need to take in preparation for college and career?

Answered: 46 Skipped: 6



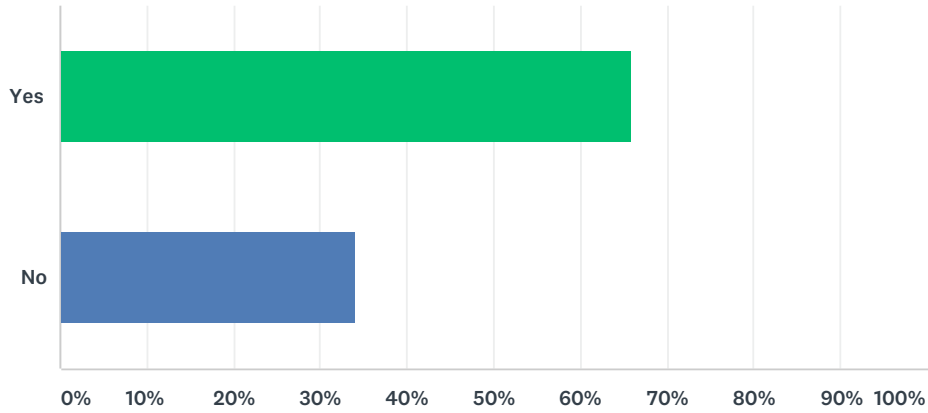
ANSWER CHOICES	RESPONSES	
Not at all confident	2.17%	1
Minimally confident	17.39%	8
Very confident	52.17%	24
Extremely confident	28.26%	13
TOTAL		46

Q23 What can we do to support you to ensure your child graduates and receives a high school diploma?

Answered: 23 Skipped: 29

Q24 Have you been given opportunities to provide input and feedback into school decisions (school improvement, Title I services, event planning, discipline)?

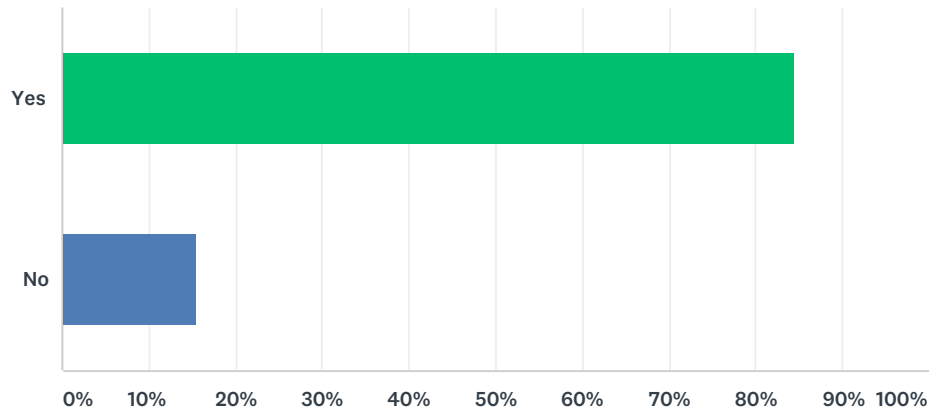
Answered: 44 Skipped: 8



ANSWER CHOICES	RESPONSES	
Yes	65.91%	29
No	34.09%	15
TOTAL		44

Q25 Do you feel your child's school values input from families?

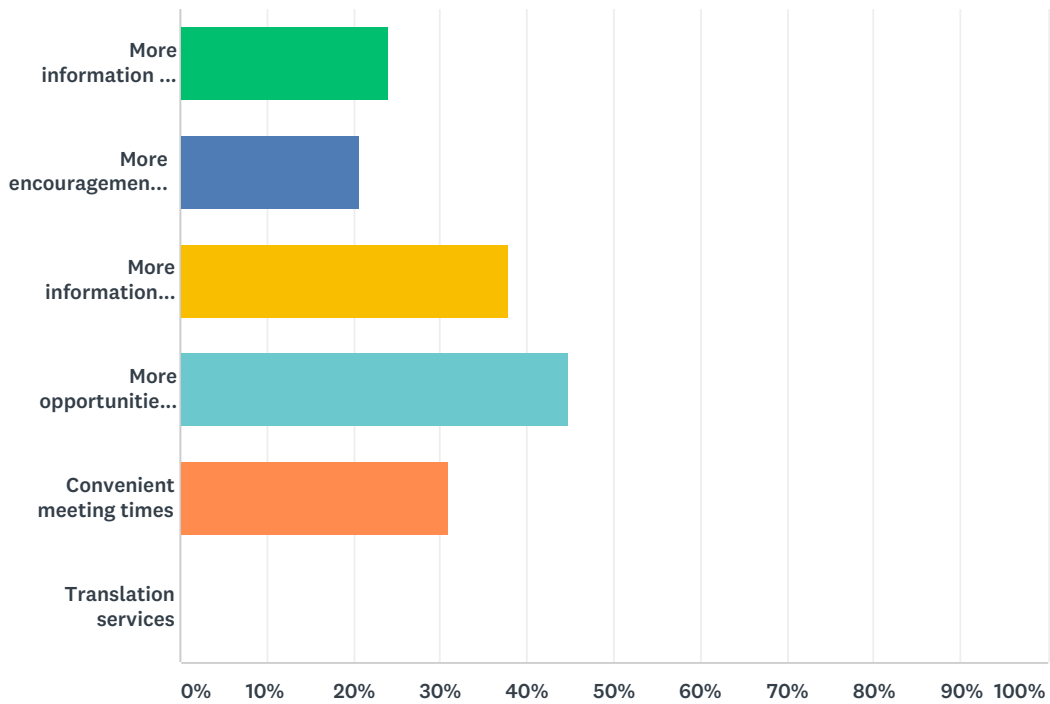
Answered: 45 Skipped: 7



ANSWER CHOICES	RESPONSES	
Yes	84.44%	38
No	15.56%	7
TOTAL		45

Q26 How could your school assist you in playing a more active role in school decision-making?

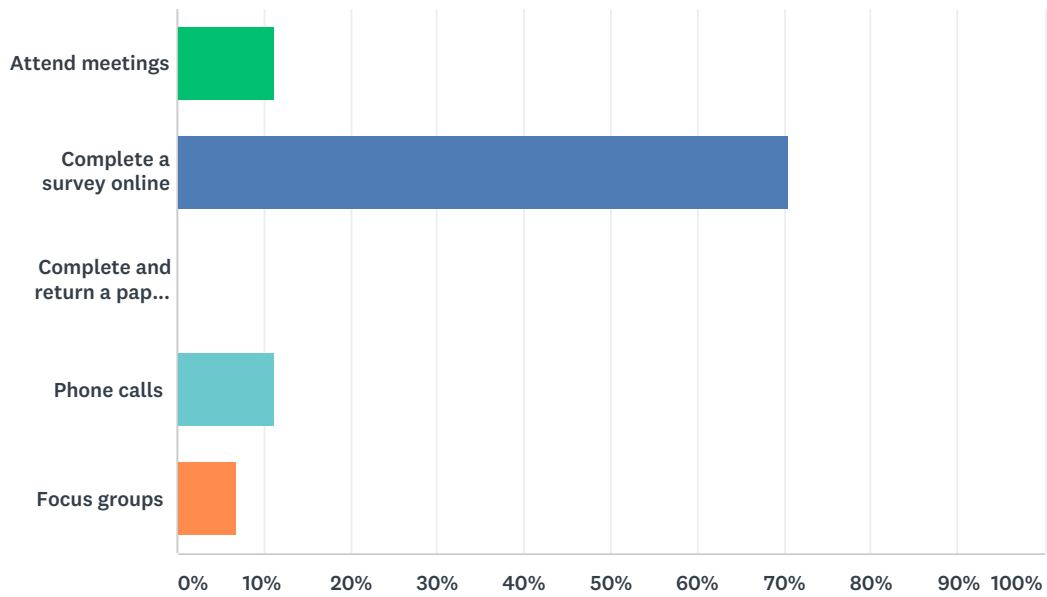
Answered: 29 Skipped: 23



ANSWER CHOICES	RESPONSES	
More information on how to become engaged	24.14%	7
More encouragement from the school to become engaged	20.69%	6
More information about school issues to be addressed	37.93%	11
More opportunities to share my opinion about school issues	44.83%	13
Convenient meeting times	31.03%	9
Translation services	0.00%	0
Total Respondents: 29		

Q27 What is the best way for you to provide input regarding your child's school?

Answered: 44 Skipped: 8



ANSWER CHOICES	RESPONSES	
Attend meetings	11.36%	5
Complete a survey online	70.45%	31
Complete and return a paper survey	0.00%	0
Phone calls	11.36%	5
Focus groups	6.82%	3
TOTAL		44

Q28 What do you feel is working well at your child's school? (This is your chance to brag about your school and share what you like about it!)

Answered: 27 Skipped: 25

Q29 What do you feel is not working, difficult, and/or needs improvement at your child's school? (This is your chance to tell us what you would like to see change.)

Answered: 22 Skipped: 30