

## Q1 What school does your child attend?

Answered: 91 Skipped: 0

# Brevard Public Schools High School Parent Survey 2018-2019



ANSWER CHOICES

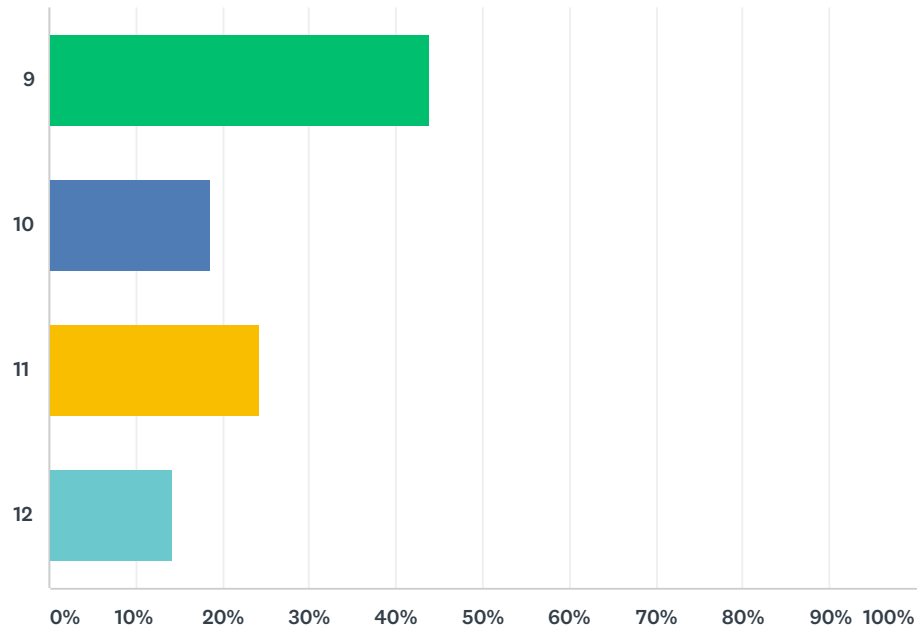
RESPONSES

Brevard Public Schools High School Parent Survey 2018-2019

|  |         |           |
|--|---------|-----------|
| Cocoa Beach Jr./Sr. High                                       | 100.00% | 91        |
| Astronaut High   | 0.00%   | 0         |
| Bayside High   | 0.00%   | 0         |
| Brevard Virtual Instruction Program (BVIP)                     | 0.00%   | 0         |
| Cocoa High   | 0.00%   | 0         |
| Eau Gallie High  | 0.00%   | 0         |
| Edgewood Jr./Sr. High  | 0.00%   | 0         |
| Heritage High  | 0.00%   | 0         |
| Melbourne High   | 0.00%   | 0         |
| Merritt Island High  | 0.00%   | 0         |
| Pathways at Gardendale (North/Central Area Alternative Center) | 0.00%   | 0         |
| Palm Bay Magnet High   | 0.00%   | 0         |
| Rockledge High   | 0.00%   | 0         |
| Satellite High   | 0.00%   | 0         |
| Pathways at Pine Grove (South Area Alternative Center)         | 0.00%   | 0         |
| Space Coast Jr./Sr. High                                       | 0.00%   | 0         |
| Titusville High  | 0.00%   | 0         |
| Viera High   | 0.00%   | 0         |
| West Shore Jr./Sr. High  | 0.00%   | 0         |
| <b>TOTAL</b>   |         | <b>91</b> |

## Q2 What is your child's current grade level?

Answered: 91 Skipped: 0

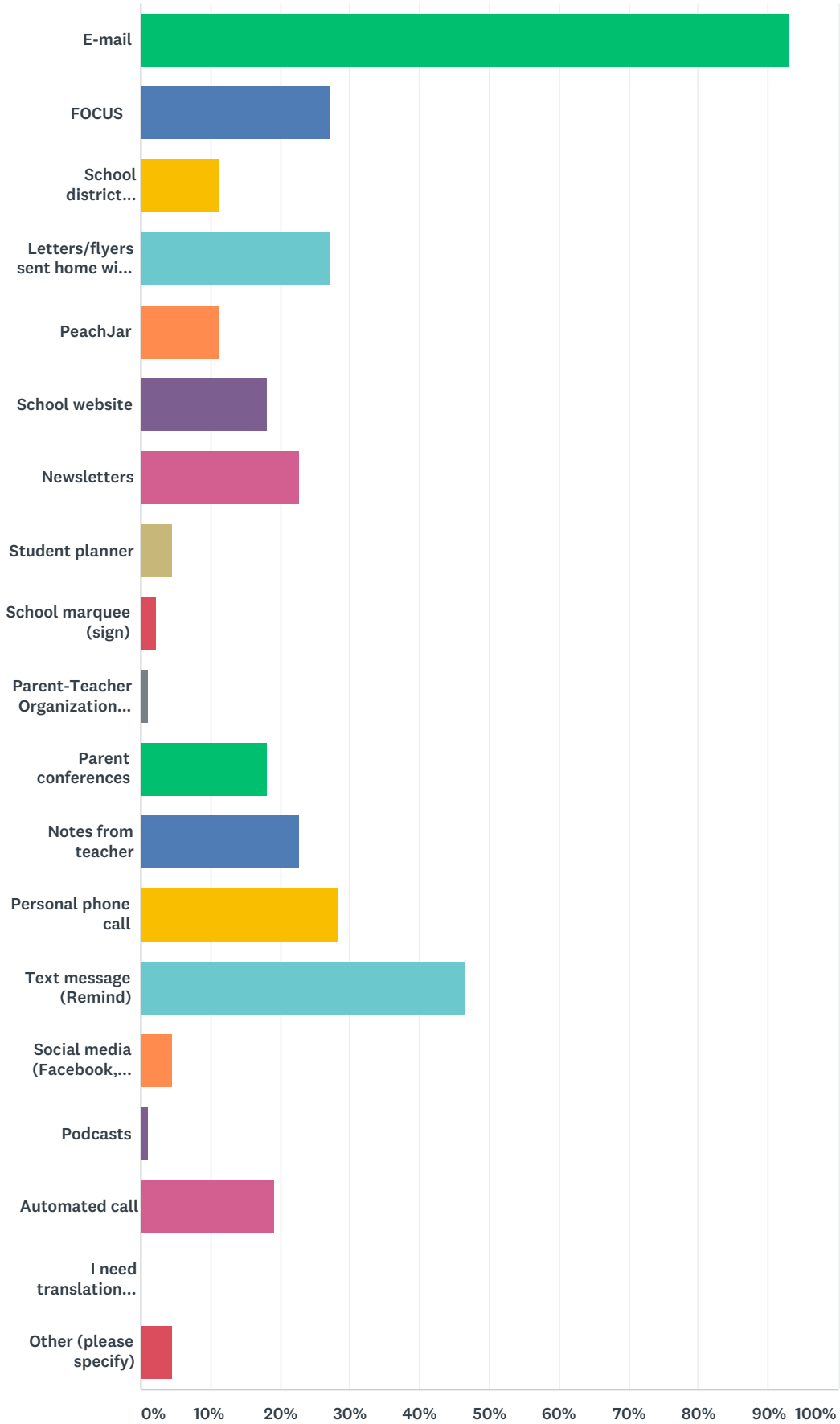


| ANSWER CHOICES        | RESPONSES |    |
|-----------------------|-----------|----|
| 9                     | 43.96%    | 40 |
| 10                    | 18.68%    | 17 |
| 11                    | 24.18%    | 22 |
| 12                    | 14.29%    | 13 |
| Total Respondents: 91 |           |    |

**Q3 What is the best way for us to get important information regarding school events or your child's progress to you? (Check all that apply)**

Answered: 88 Skipped: 3

## Brevard Public Schools High School Parent Survey 2018-2019



ANSWER CHOICES

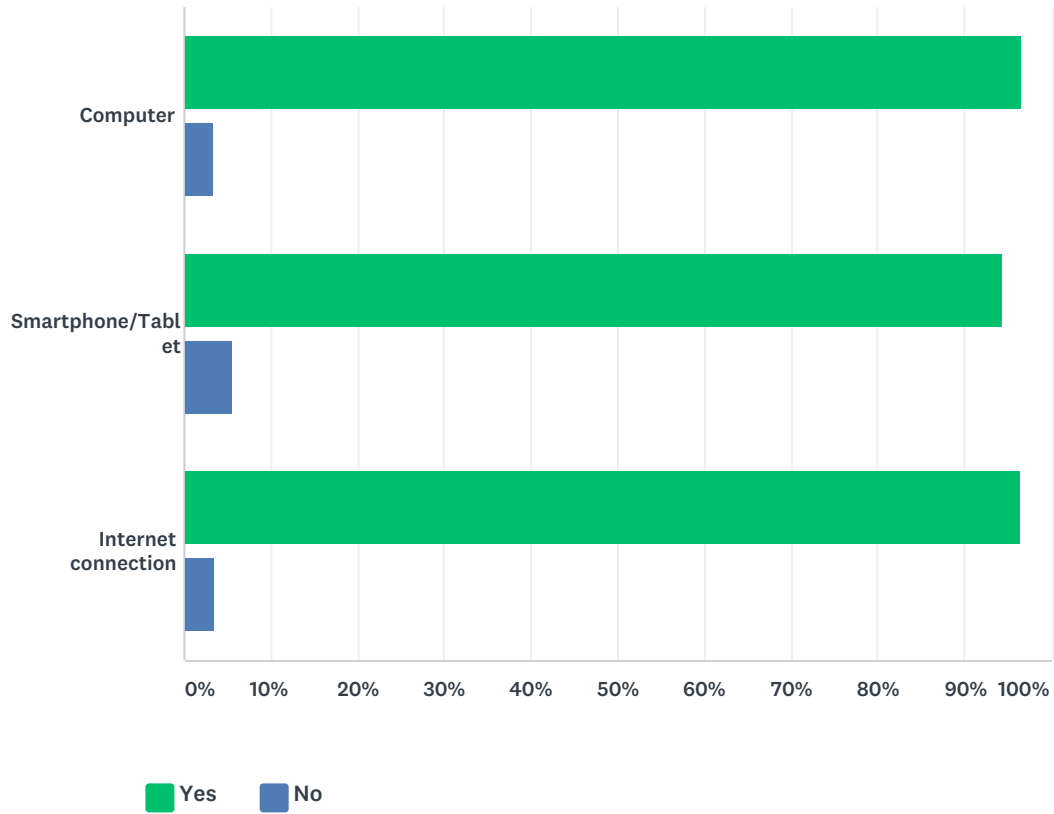
RESPONSES

## Brevard Public Schools High School Parent Survey 2018-2019

|  |        |    |
|--|--------|----|
| E-mail                                 | 93.18% | 82 |
| FOCUS                                  | 27.27% | 24 |
| School district website                | 11.36% | 10 |
| Letters/flyers sent home with students | 27.27% | 24 |
| PeachJar                               | 11.36% | 10 |
| School website                         | 18.18% | 16 |
| Newsletters                            | 22.73% | 20 |
| Student planner                        | 4.55%  | 4  |
| School marquee (sign)                  | 2.27%  | 2  |
| Parent-Teacher Organization (PTO/PTA)  | 1.14%  | 1  |
| Parent conferences                     | 18.18% | 16 |
| Notes from teacher                     | 22.73% | 20 |
| Personal phone call                    | 28.41% | 25 |
| Text message (Remind)                  | 46.59% | 41 |
| Social media (Facebook, Twitter)       | 4.55%  | 4  |
| Podcasts                               | 1.14%  | 1  |
| Automated call                         | 19.32% | 17 |
| I need translation assistance          | 0.00%  | 0  |
| Other (please specify)                 | 4.55%  | 4  |
| Total Respondents: 88                  |        |    |

## Q4 Does your child have access to a computer and internet connection outside of school?

Answered: 88 Skipped: 3

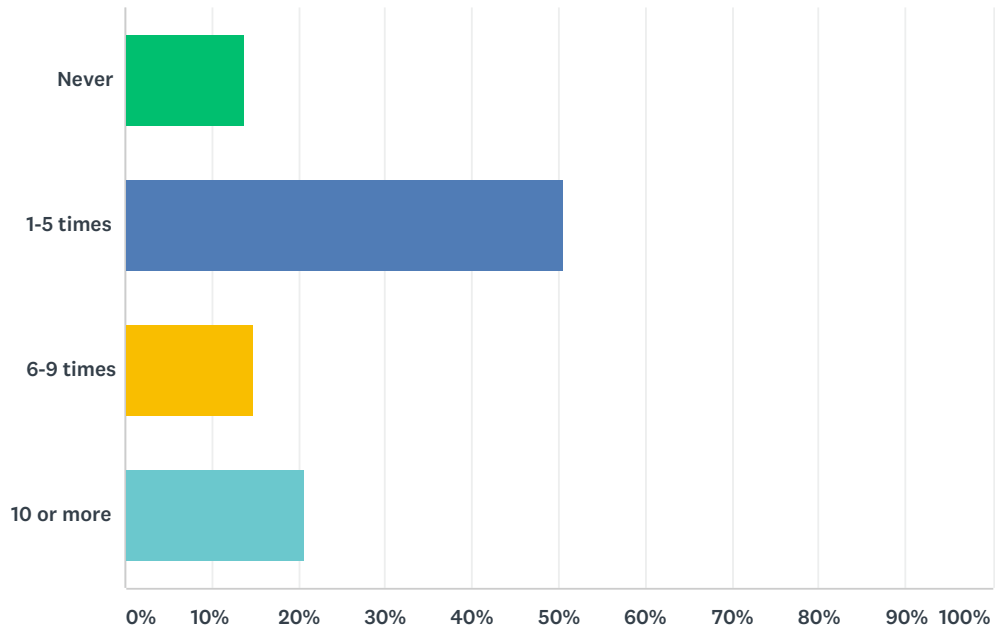


|                     | YES          | NO         | TOTAL |
|---------------------|--------------|------------|-------|
| Computer            | 96.59%<br>85 | 3.41%<br>3 | 88    |
| Smartphone/Tablet   | 94.25%<br>82 | 5.75%<br>5 | 87    |
| Internet connection | 96.51%<br>83 | 3.49%<br>3 | 86    |



## Q5 How many times per month do you access the school website?

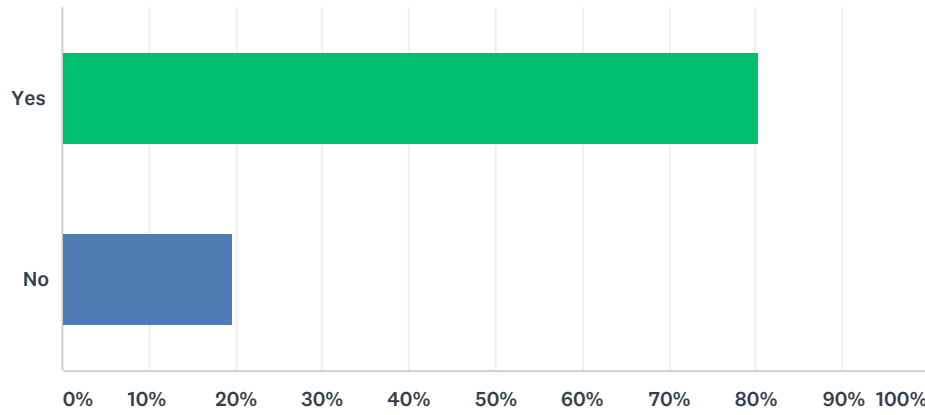
Answered: 87 Skipped: 4



| ANSWER CHOICES | RESPONSES |    |
|----------------|-----------|----|
| Never          | 13.79%    | 12 |
| 1-5 times      | 50.57%    | 44 |
| 6-9 times      | 14.94%    | 13 |
| 10 or more     | 20.69%    | 18 |
| TOTAL          |           | 87 |

## Q6 Do you feel welcome at your child's school?

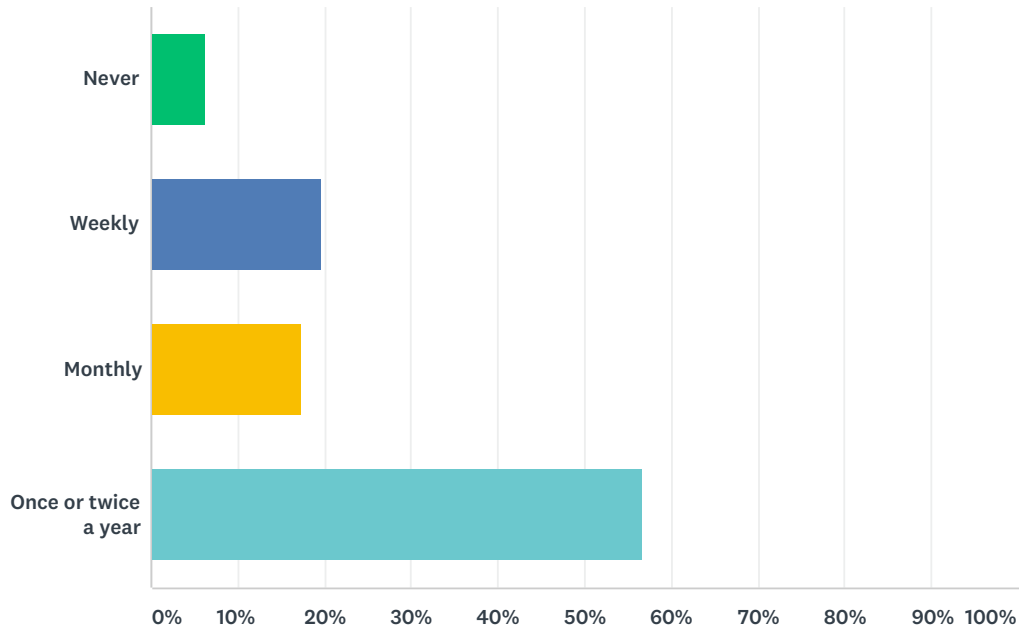
Answered: 81 Skipped: 10



| ANSWER CHOICES | RESPONSES |    |
|----------------|-----------|----|
| Yes            | 80.25%    | 65 |
| No             | 19.75%    | 16 |
| TOTAL          |           | 81 |

### Q7 In the past year, how often did you participate in family engagement activities, events or programs at your child's school?

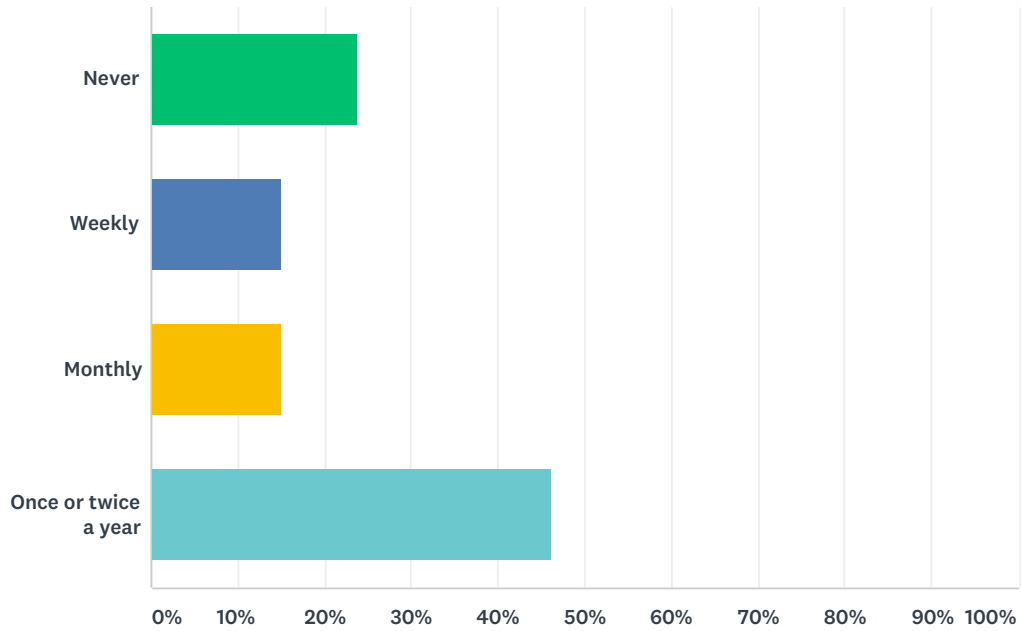
Answered: 81 Skipped: 10



| ANSWER CHOICES       | RESPONSES |
|----------------------|-----------|
| Never                | 6.17% 5   |
| Weekly               | 19.75% 16 |
| Monthly              | 17.28% 14 |
| Once or twice a year | 56.79% 46 |
| TOTAL                | 81        |

### Q8 How often did you participate in school events because your child encouraged you to be involved?

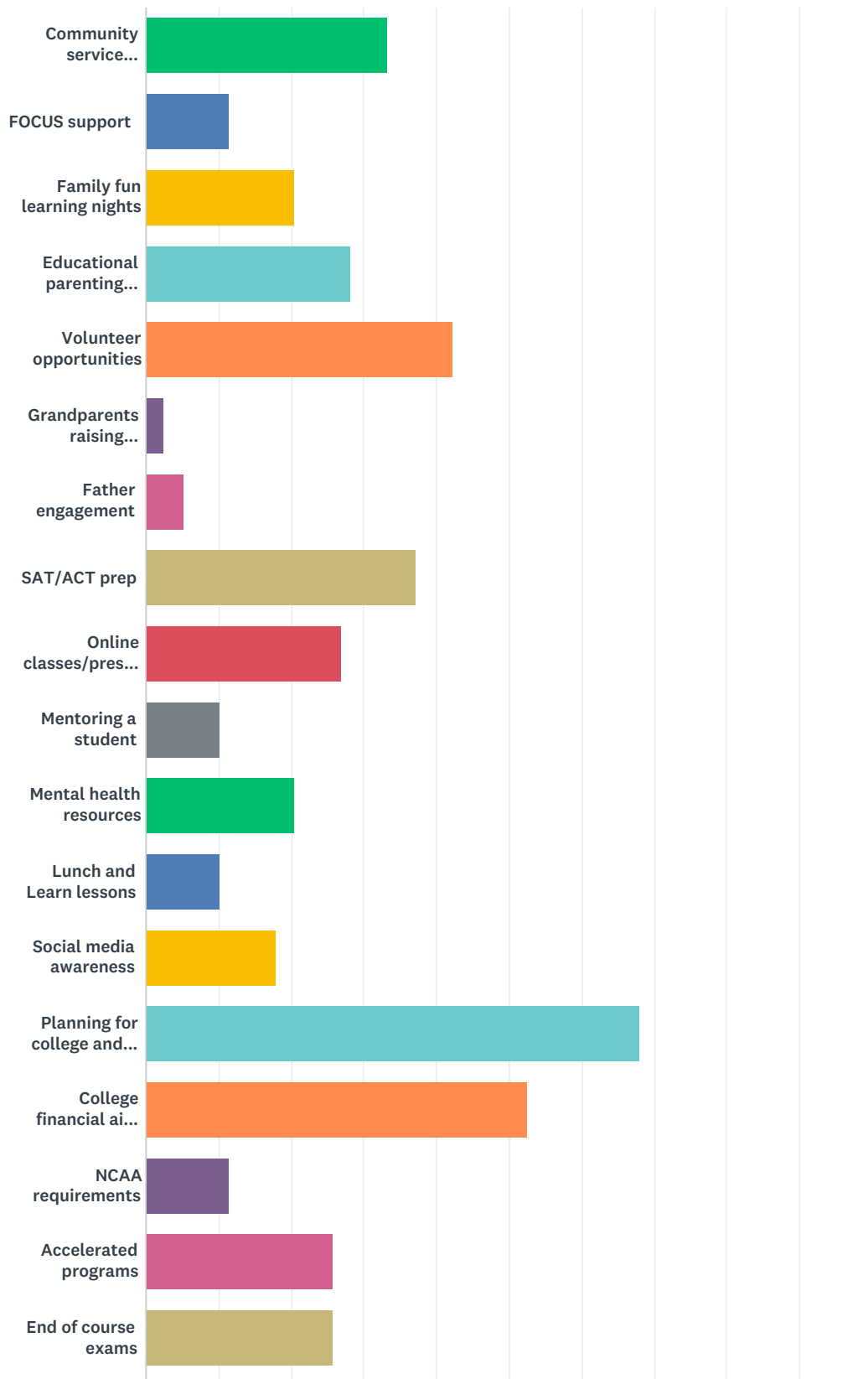
Answered: 80 Skipped: 11



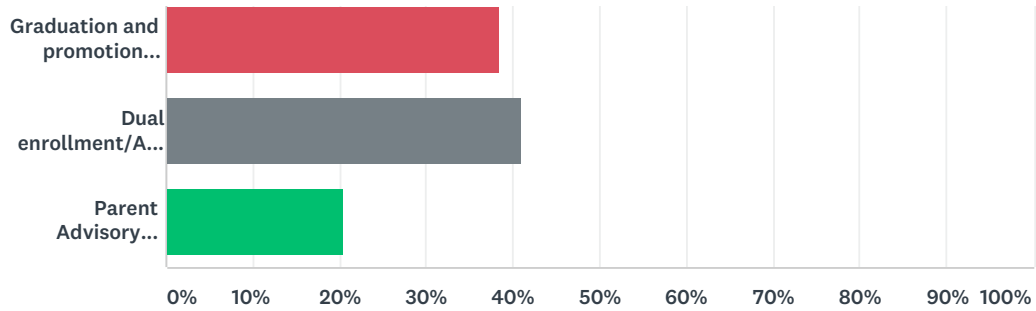
| ANSWER CHOICES       | RESPONSES |           |
|----------------------|-----------|-----------|
| Never                | 23.75%    | 19        |
| Weekly               | 15.00%    | 12        |
| Monthly              | 15.00%    | 12        |
| Once or twice a year | 46.25%    | 37        |
| <b>TOTAL</b>         |           | <b>80</b> |

### Q9 Which of the following informational meetings and activities would you participate in or attend? (Check all that apply)

Answered: 78 Skipped: 13



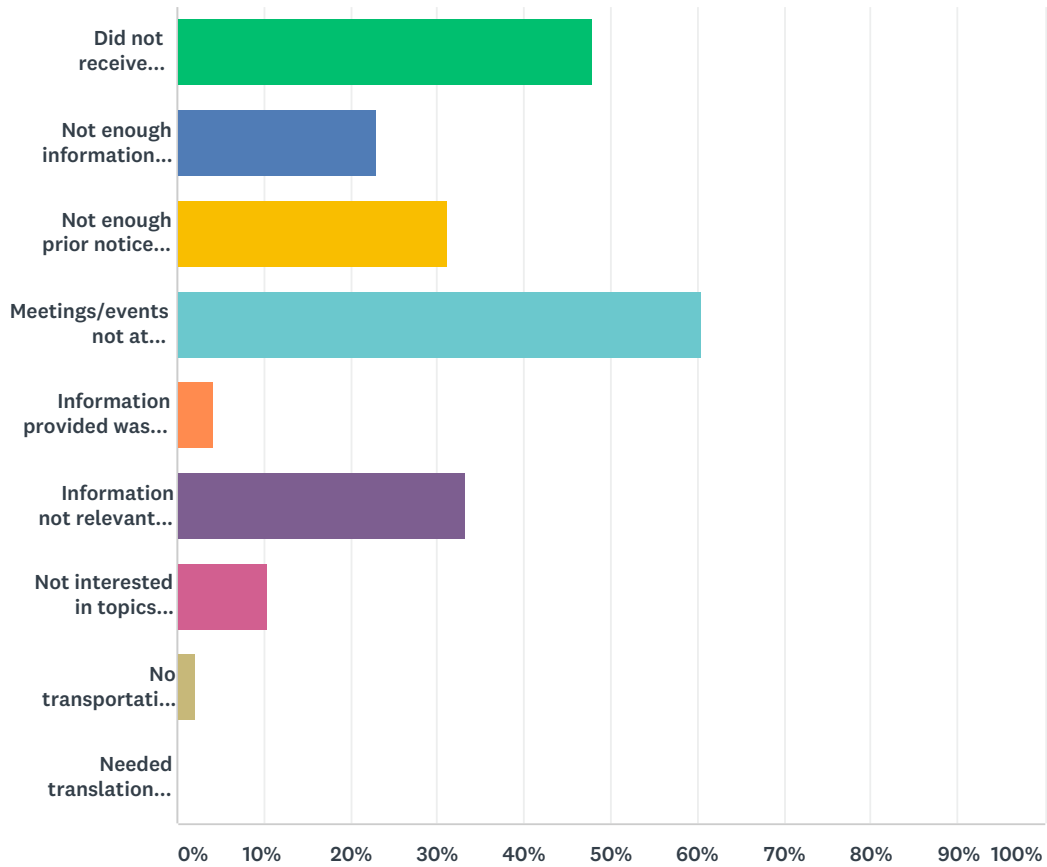
## Brevard Public Schools High School Parent Survey 2018-2019



| ANSWER CHOICES  | RESPONSES |    |
|---|-----------|----|
| Community service projects with staff/students  | 33.33%    | 26 |
| FOCUS support   | 11.54%    | 9  |
| Family fun learning nights  | 20.51%    | 16 |
| Educational parenting workshops/classes   | 28.21%    | 22 |
| Volunteer opportunities   | 42.31%    | 33 |
| Grandparents raising grandchildren  | 2.56%     | 2  |
| Father engagement   | 5.13%     | 4  |
| SAT/ACT prep  | 37.18%    | 29 |
| Online classes/presentations  | 26.92%    | 21 |
| Mentoring a student   | 10.26%    | 8  |
| Mental health resources   | 20.51%    | 16 |
| Lunch and Learn lessons   | 10.26%    | 8  |
| Social media awareness  | 17.95%    | 14 |
| Planning for college and career   | 67.95%    | 53 |
| College financial aid (FASFA/Bright Futures/scholarships)                               | 52.56%    | 41 |
| NCAA requirements   | 11.54%    | 9  |
| Accelerated programs  | 25.64%    | 20 |
| End of course exams   | 25.64%    | 20 |
| Graduation and promotion guidelines   | 38.46%    | 30 |
| Dual enrollment/Advanced Placement courses  | 41.03%    | 32 |
| Parent Advisory Council/School Advisory Council (SAC)/Parent Teacher Organization (PTO) | 20.51%    | 16 |
| Total Respondents: 78   |           |    |

### Q10 If you have not attended informational meetings or academic events, please share why. (Check all that apply)

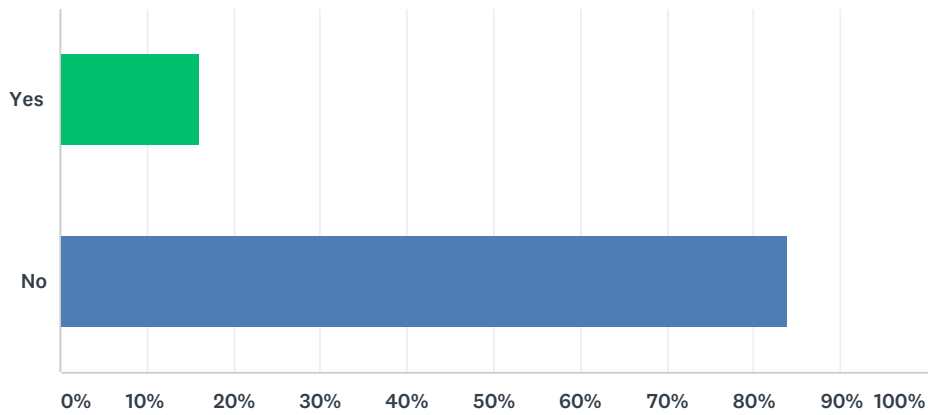
Answered: 48 Skipped: 43



| ANSWER CHOICES                                    | RESPONSES |    |
|---|-----------|----|
| Did not receive information about meetings/events | 47.92%    | 23 |
| Not enough information provided                   | 22.92%    | 11 |
| Not enough prior notice provided                  | 31.25%    | 15 |
| Meetings/events not at convenient times           | 60.42%    | 29 |
| Information provided was difficult to understand  | 4.17%     | 2  |
| Information not relevant to me/my child           | 33.33%    | 16 |
| Not interested in topics presented                | 10.42%    | 5  |
| No transportation to get to meetings/events       | 2.08%     | 1  |
| Needed translation services                       | 0.00%     | 0  |
| Total Respondents: 48                             |           |    |

### Q11 Is the cost of fingerprinting a barrier to volunteering at your child's school?

Answered: 81 Skipped: 10

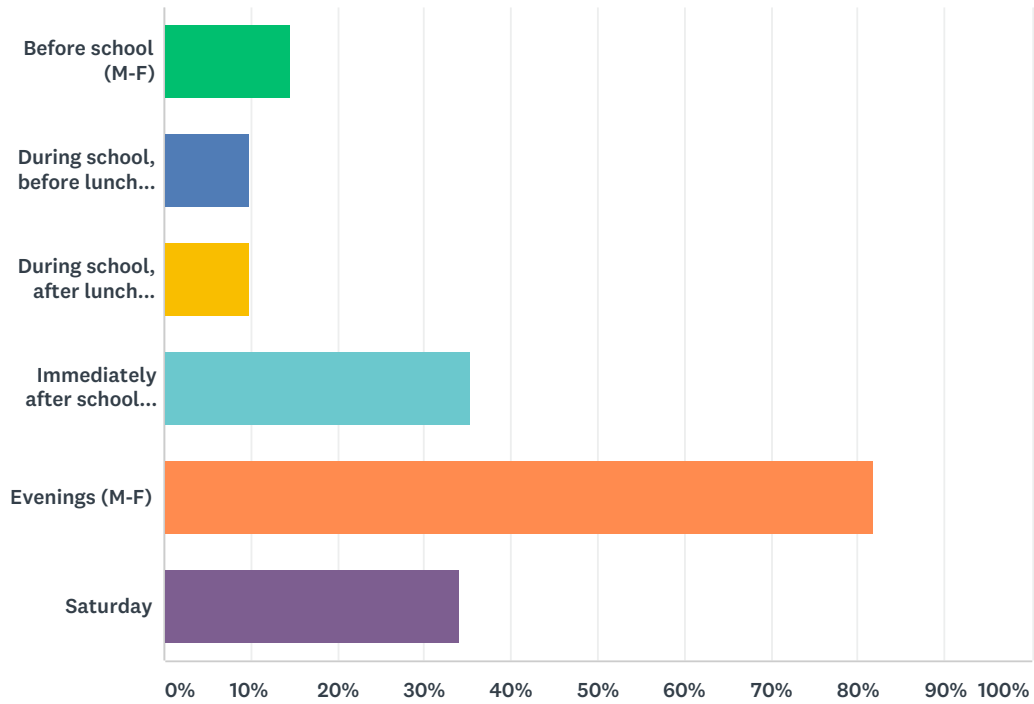


| ANSWER CHOICES | RESPONSES |    |
|----------------|-----------|----|
| Yes            | 16.05%    | 13 |
| No             | 83.95%    | 68 |
| TOTAL          |           | 81 |



## Q12 When is the best time for you to attend a school event for families?

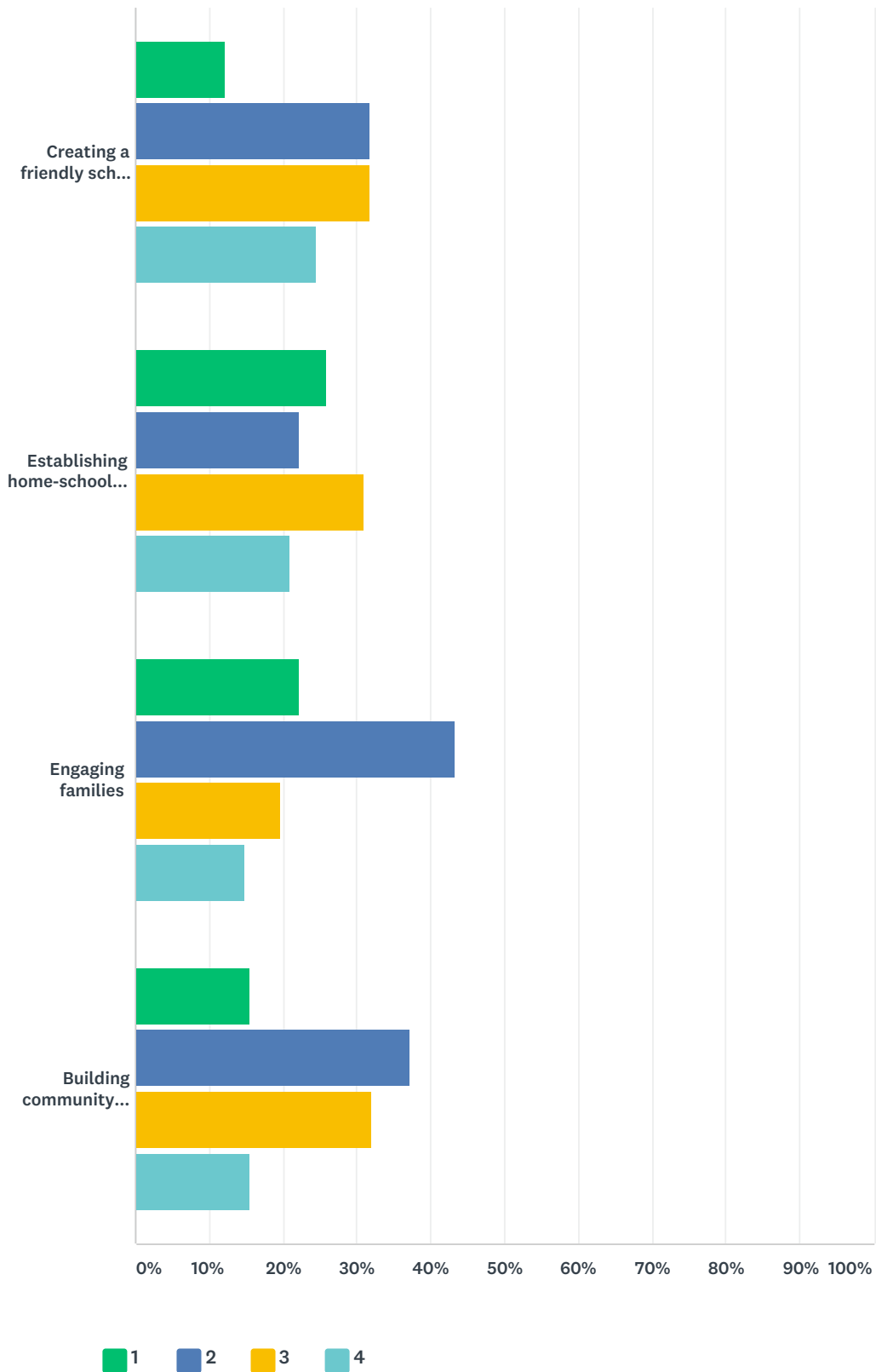
Answered: 82 Skipped: 9



| ANSWER CHOICES                    | RESPONSES |
|-----------------------------------|-----------|
| Before school (M-F)               | 14.63% 12 |
| During school, before lunch (M-F) | 9.76% 8   |
| During school, after lunch (M-F)  | 9.76% 8   |
| Immediately after school (M-F)    | 35.37% 29 |
| Evenings (M-F)                    | 81.71% 67 |
| Saturday                          | 34.15% 28 |
| Total Respondents: 82             |           |

Q13 Please rank the following from 1 (not well) through 4 (extremely well) according to how well your child's school supports each area:

Answered: 82 Skipped: 9



Brevard Public Schools High School Parent Survey 2018-2019

|   | 1            | 2            | 3            | 4            | TOTAL |
|---|--------------|--------------|--------------|--------------|-------|
| Creating a friendly school climate      | 12.20%<br>10 | 31.71%<br>26 | 31.71%<br>26 | 24.39%<br>20 | 82    |
| Establishing home-school communications | 25.93%<br>21 | 22.22%<br>18 | 30.86%<br>25 | 20.99%<br>17 | 81    |
| Engaging families                       | 22.22%<br>18 | 43.21%<br>35 | 19.75%<br>16 | 14.81%<br>12 | 81    |
| Building community partnerships         | 15.38%<br>12 | 37.18%<br>29 | 32.05%<br>25 | 15.38%<br>12 | 78    |

**Q14 In what ways can family engagement be strengthened at your child's school?**

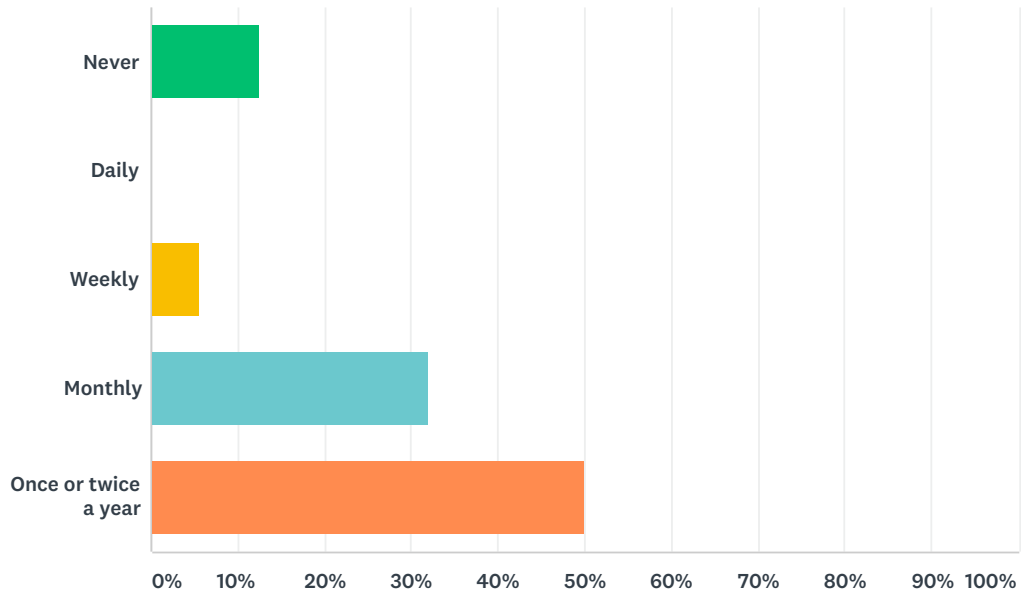
Answered: 38 Skipped: 53

**Q15 Please list any possible community organizations and/or businesses that you feel would be ideal school partners:**

Answered: 13 Skipped: 78

## Q16 How often do you communicate with your child's teachers?

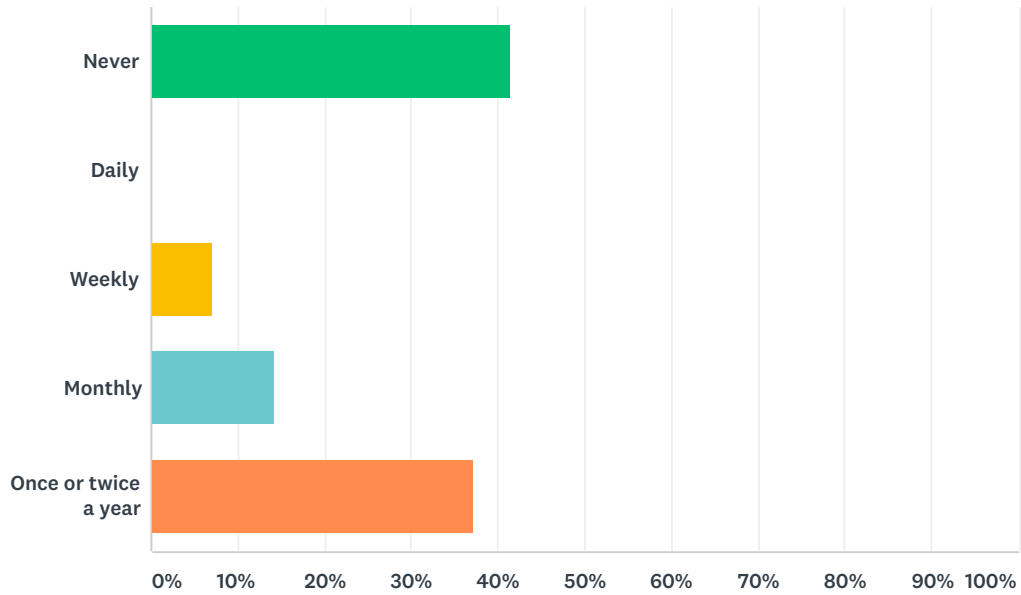
Answered: 72 Skipped: 19



| ANSWER CHOICES       | RESPONSES |           |
|----------------------|-----------|-----------|
| Never                | 12.50%    | 9         |
| Daily                | 0.00%     | 0         |
| Weekly               | 5.56%     | 4         |
| Monthly              | 31.94%    | 23        |
| Once or twice a year | 50.00%    | 36        |
| <b>TOTAL</b>         |           | <b>72</b> |

### Q17 How often do your child's teachers communicate with you about your child's progress?

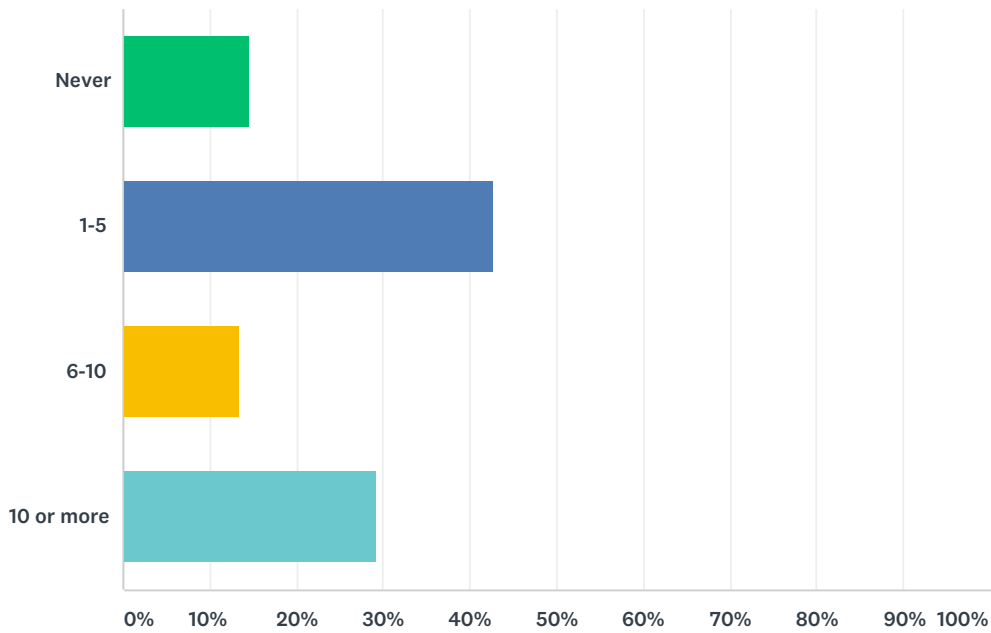
Answered: 70 Skipped: 21



| ANSWER CHOICES       | RESPONSES |    |
|----------------------|-----------|----|
| Never                | 41.43%    | 29 |
| Daily                | 0.00%     | 0  |
| Weekly               | 7.14%     | 5  |
| Monthly              | 14.29%    | 10 |
| Once or twice a year | 37.14%    | 26 |
| TOTAL                |           | 70 |

## Q18 How many times per month do you access your child's grades through FOCUS?

Answered: 75 Skipped: 16

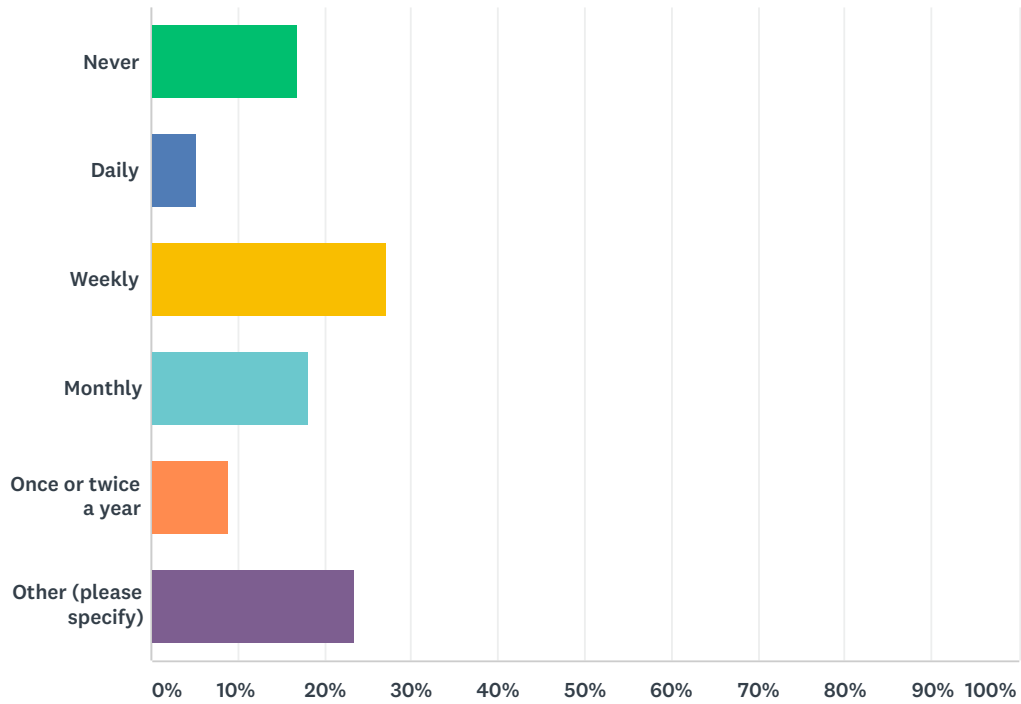


| ANSWER CHOICES | RESPONSES |           |
|----------------|-----------|-----------|
| Never          | 14.67%    | 11        |
| 1-5            | 42.67%    | 32        |
| 6-10           | 13.33%    | 10        |
| 10 or more     | 29.33%    | 22        |
| <b>TOTAL</b>   |           | <b>75</b> |



## Q19 How often do you work with your child on class assignments?

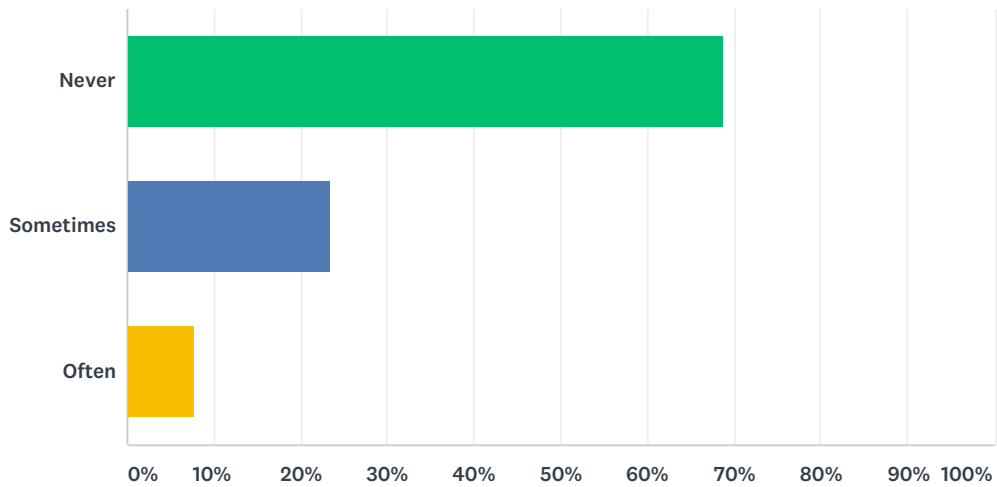
Answered: 77 Skipped: 14



| ANSWER CHOICES         | RESPONSES |           |
|------------------------|-----------|-----------|
| Never                  | 16.88%    | 13        |
| Daily                  | 5.19%     | 4         |
| Weekly                 | 27.27%    | 21        |
| Monthly                | 18.18%    | 14        |
| Once or twice a year   | 9.09%     | 7         |
| Other (please specify) | 23.38%    | 18        |
| <b>TOTAL</b>           |           | <b>77</b> |

## Q20 How often does your child's school or teachers provide you with information about ways you can help your child's learning at home?

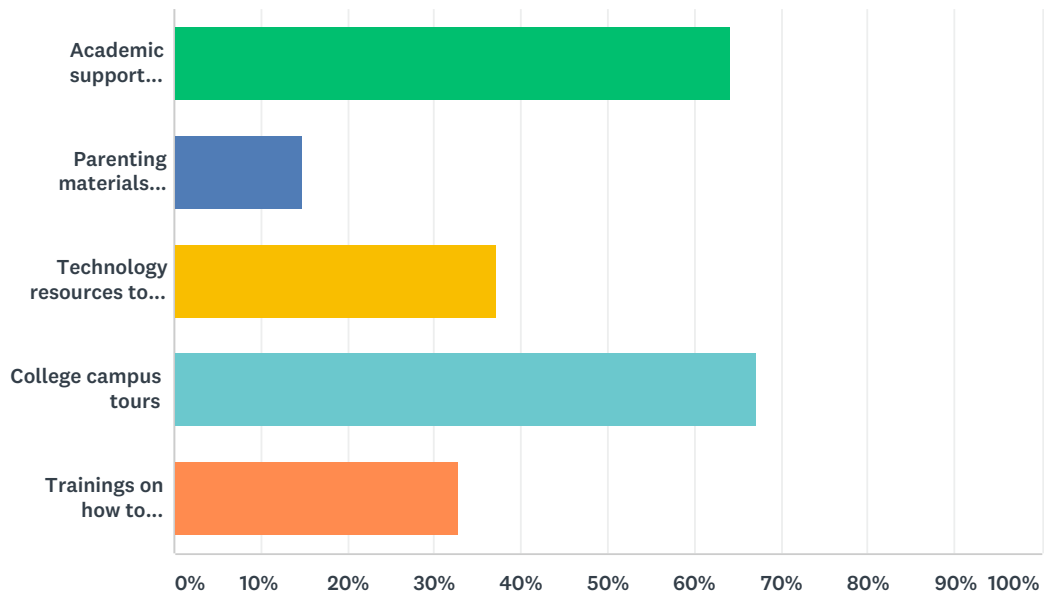
Answered: 77 Skipped: 14



| ANSWER CHOICES | RESPONSES |           |
|----------------|-----------|-----------|
| Never          | 68.83%    | 53        |
| Sometimes      | 23.38%    | 18        |
| Often          | 7.79%     | 6         |
| <b>TOTAL</b>   |           | <b>77</b> |

## Q21 What types of family engagement resources would you use if they were provided at your school?

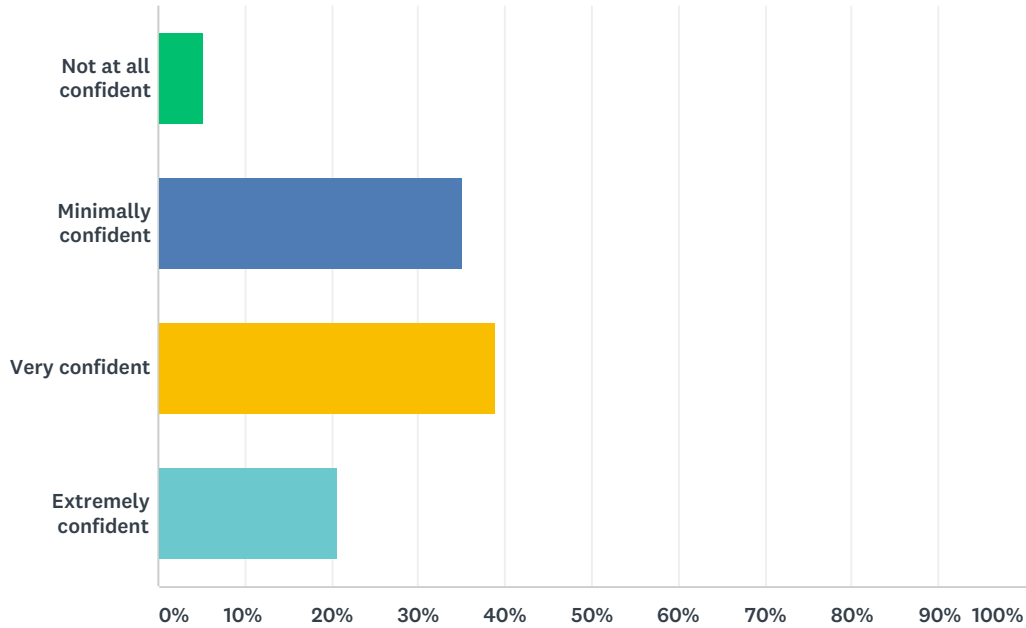
Answered: 67 Skipped: 24



| ANSWER CHOICES   | RESPONSES |    |
|--|-----------|----|
| Academic support materials for families to use at home               | 64.18%    | 43 |
| Parenting materials (books and articles for check out)               | 14.93%    | 10 |
| Technology resources to support learning at home                     | 37.31%    | 25 |
| College campus tours   | 67.16%    | 45 |
| Trainings on how to participate in school decision-making committees | 32.84%    | 22 |
| Total Respondents: 67  |           |    |

## Q22 How confident are you in your ability to help your child make choices about the programs and courses they need to take in preparation for college and career?

Answered: 77 Skipped: 14



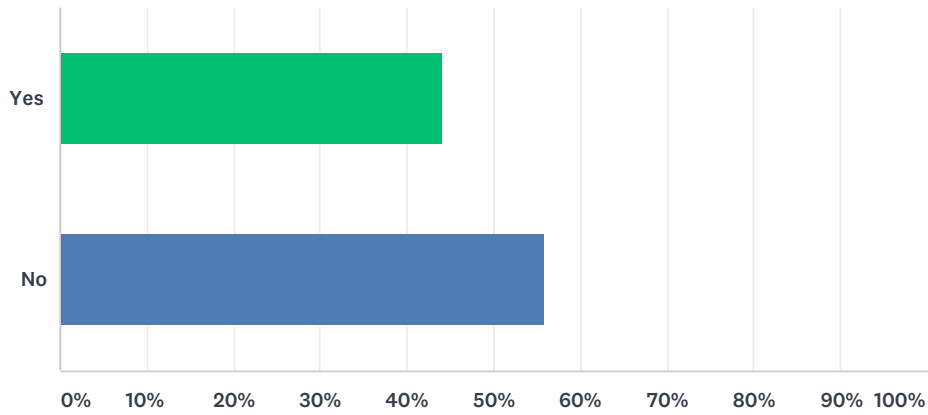
| ANSWER CHOICES       | RESPONSES |    |
|----------------------|-----------|----|
| Not at all confident | 5.19%     | 4  |
| Minimally confident  | 35.06%    | 27 |
| Very confident       | 38.96%    | 30 |
| Extremely confident  | 20.78%    | 16 |
| TOTAL                |           | 77 |

**Q23 What can we do to support you to ensure your child graduates and receives a high school diploma?**

Answered: 37 Skipped: 54

### Q24 Have you been given opportunities to provide input and feedback into school decisions (school improvement, Title I services, event planning, discipline)?

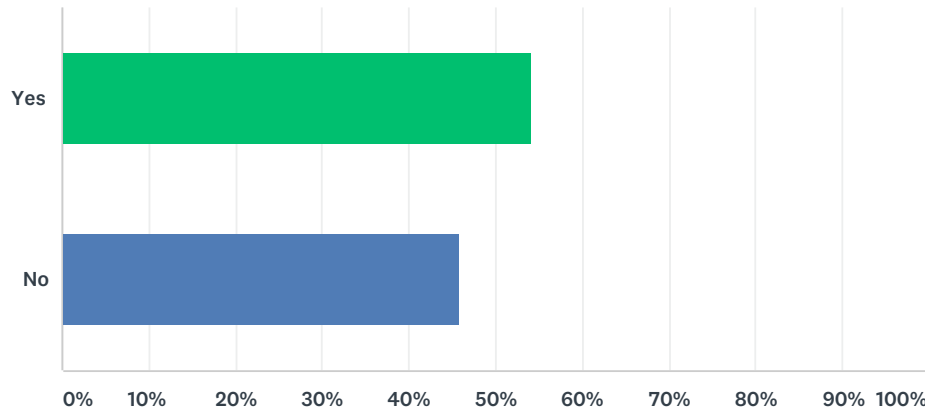
Answered: 68 Skipped: 23



| ANSWER CHOICES | RESPONSES |    |
|----------------|-----------|----|
| Yes            | 44.12%    | 30 |
| No             | 55.88%    | 38 |
| TOTAL          |           | 68 |

## Q25 Do you feel your child's school values input from families?

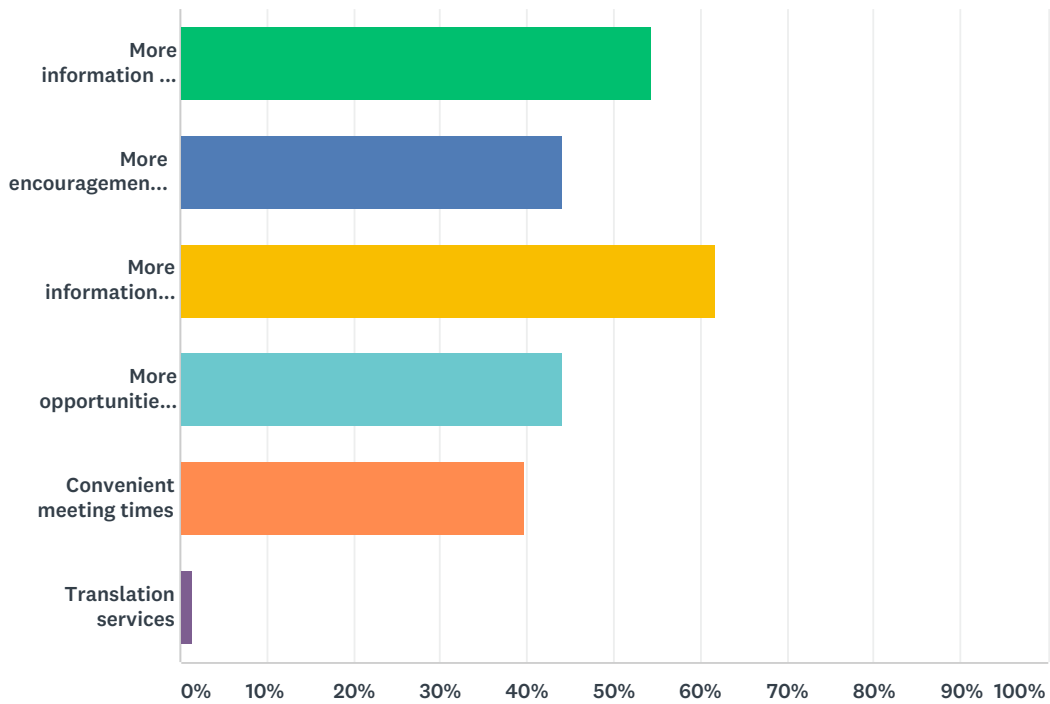
Answered: 72 Skipped: 19



| ANSWER CHOICES | RESPONSES |    |
|----------------|-----------|----|
| Yes            | 54.17%    | 39 |
| No             | 45.83%    | 33 |
| TOTAL          |           | 72 |

## Q26 How could your school assist you in playing a more active role in school decision-making?

Answered: 68 Skipped: 23

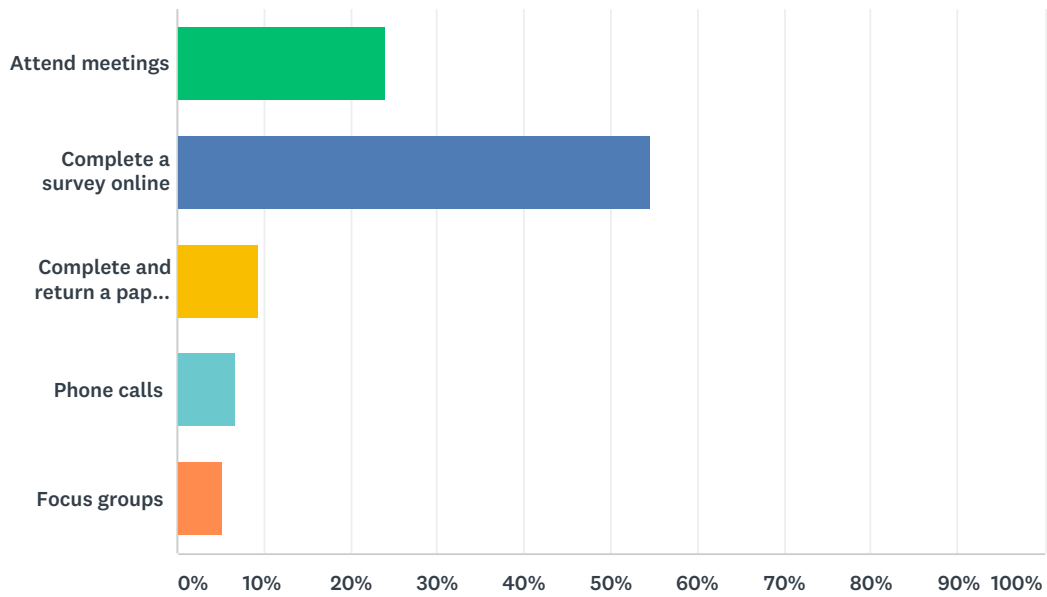


| ANSWER CHOICES   | RESPONSES |    |
|--|-----------|----|
| More information on how to become engaged                  | 54.41%    | 37 |
| More encouragement from the school to become engaged       | 44.12%    | 30 |
| More information about school issues to be addressed       | 61.76%    | 42 |
| More opportunities to share my opinion about school issues | 44.12%    | 30 |
| Convenient meeting times                                   | 39.71%    | 27 |
| Translation services                                       | 1.47%     | 1  |
| Total Respondents: 68                                      |           |    |



## Q27 What is the best way for you to provide input regarding your child's school?

Answered: 75 Skipped: 16



| ANSWER CHOICES                     | RESPONSES |    |
|------------------------------------|-----------|----|
| Attend meetings                    | 24.00%    | 18 |
| Complete a survey online           | 54.67%    | 41 |
| Complete and return a paper survey | 9.33%     | 7  |
| Phone calls                        | 6.67%     | 5  |
| Focus groups                       | 5.33%     | 4  |
| TOTAL                              |           | 75 |

**Q28 What do you feel is working well at your child's school? (This is your chance to brag about your school and share what you like about it!)**

Answered: 45 Skipped: 46

**Q29 What do you feel is not working, difficult, and/or needs improvement at your child's school? (This is your chance to tell us what you would like to see change.)**

Answered: 48 Skipped: 43