


Q1 What school does your child attend?

Answered: 127 Skipped: 0

Brevard Public Schools High School Parent Survey 2018-2019



ANSWER CHOICES

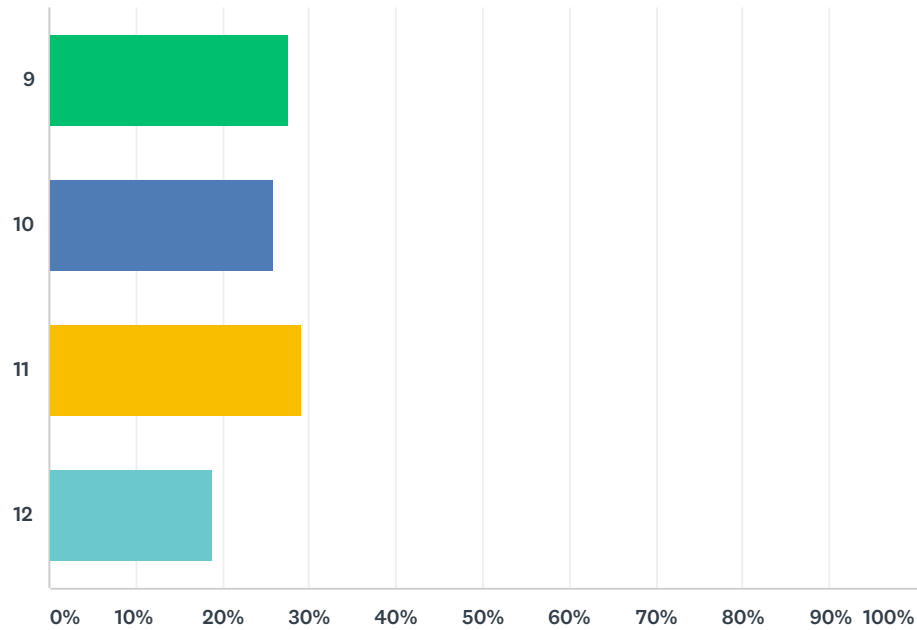
RESPONSES

Brevard Public Schools High School Parent Survey 2018-2019

Cocoa High	100.00%	127
Astronaut High	0.00%	0
Bayside High	0.00%	0
Brevard Virtual Instruction Program (BVIP)	0.00%	0
Cocoa Beach Jr./Sr. High	0.00%	0
Eau Gallie High	0.00%	0
Edgewood Jr./Sr. High	0.00%	0
Heritage High	0.00%	0
Melbourne High	0.00%	0
Merritt Island High	0.00%	0
Pathways at Gardendale (North/Central Area Alternative Center)	0.00%	0
Palm Bay Magnet High	0.00%	0
Rockledge High	0.00%	0
Satellite High	0.00%	0
Pathways at Pine Grove (South Area Alternative Center)	0.00%	0
Space Coast Jr./Sr. High	0.00%	0
Titusville High	0.00%	0
Viera High	0.00%	0
West Shore Jr./Sr. High	0.00%	0
TOTAL		127

Q2 What is your child's current grade level?

Answered: 127 Skipped: 0

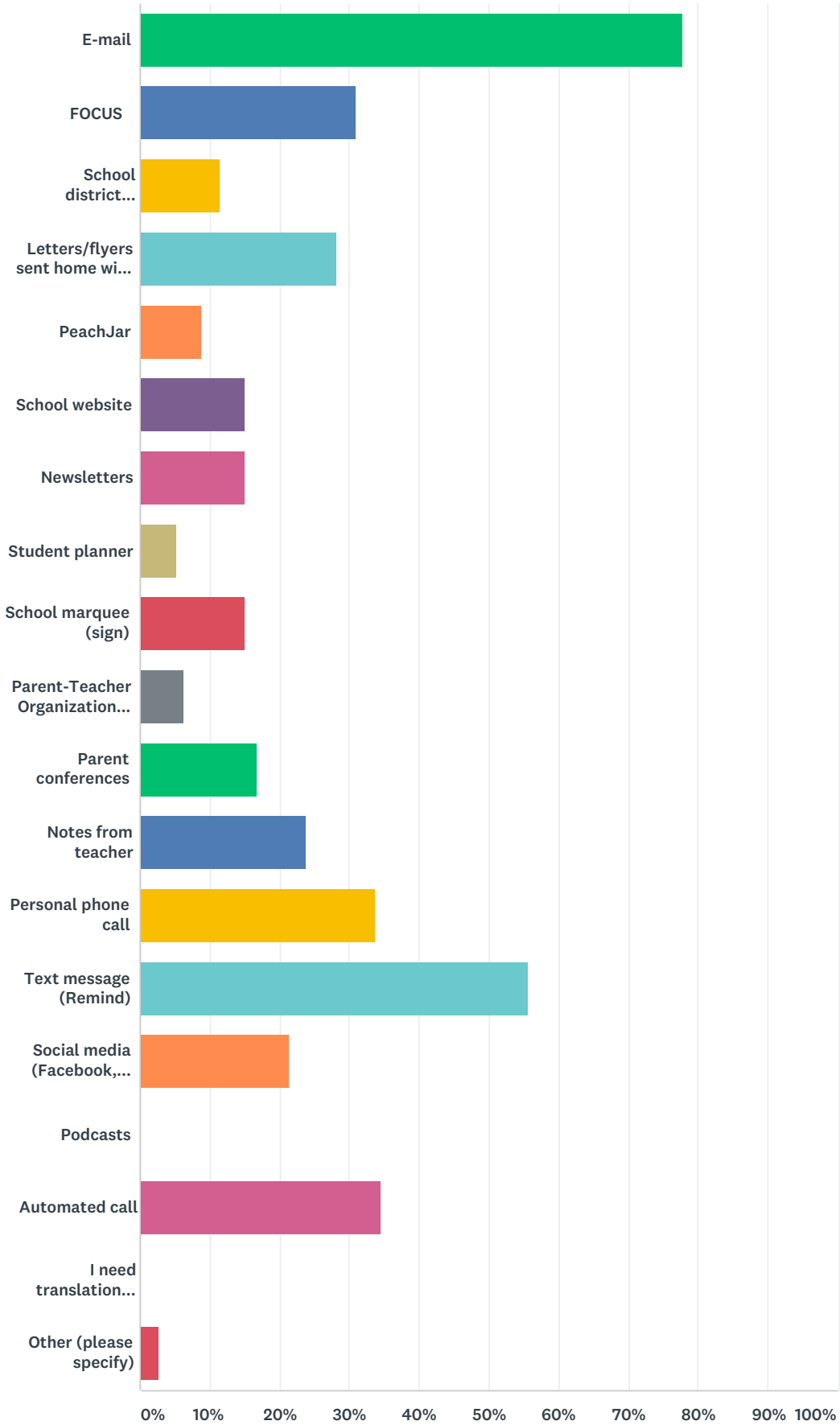


ANSWER CHOICES	RESPONSES
9	27.56% 35
10	25.98% 33
11	29.13% 37
12	18.90% 24
Total Respondents: 127	

Q3 What is the best way for us to get important information regarding school events or your child's progress to you? (Check all that apply)

Answered: 113 Skipped: 14

Brevard Public Schools High School Parent Survey 2018-2019



ANSWER CHOICES

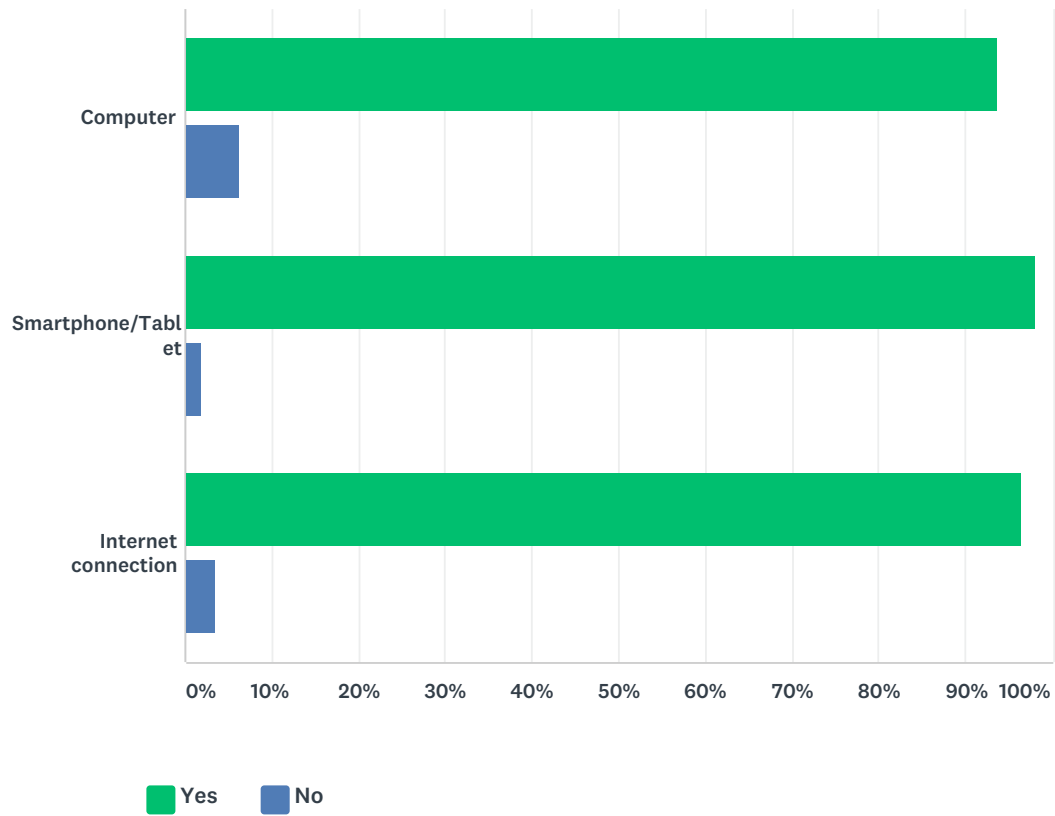
RESPONSES

Brevard Public Schools High School Parent Survey 2018-2019

E-mail	77.88%	88
FOCUS	30.97%	35
School district website	11.50%	13
Letters/flyers sent home with students	28.32%	32
PeachJar	8.85%	10
School website	15.04%	17
Newsletters	15.04%	17
Student planner	5.31%	6
School marquee (sign)	15.04%	17
Parent-Teacher Organization (PTO/PTA)	6.19%	7
Parent conferences	16.81%	19
Notes from teacher	23.89%	27
Personal phone call	33.63%	38
Text message (Remind)	55.75%	63
Social media (Facebook, Twitter)	21.24%	24
Podcasts	0.00%	0
Automated call	34.51%	39
I need translation assistance	0.00%	0
Other (please specify)	2.65%	3
Total Respondents: 113		

Q4 Does your child have access to a computer and internet connection outside of school?

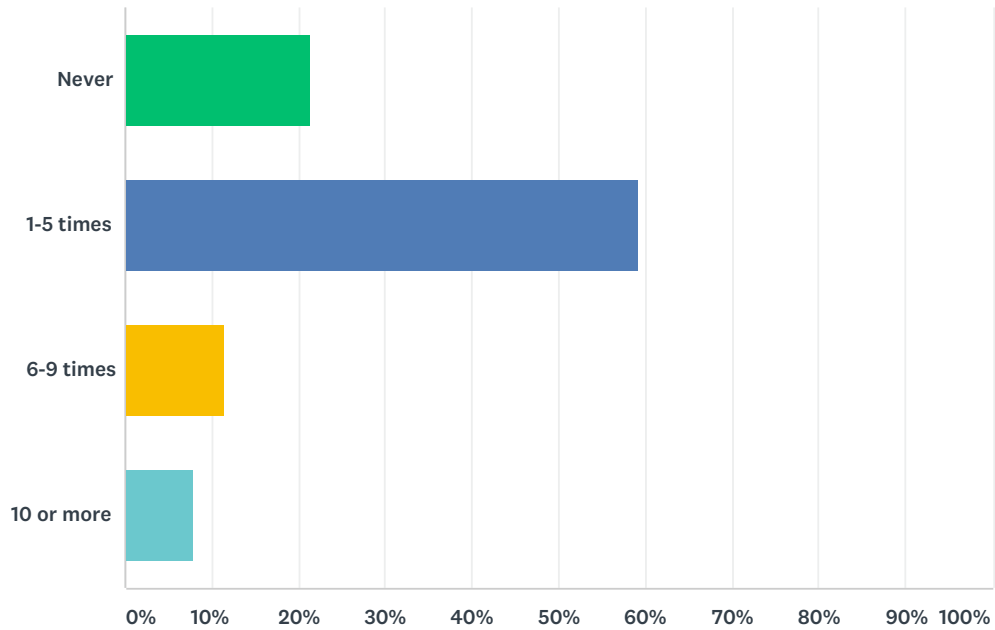
Answered: 113 Skipped: 14



	YES	NO	TOTAL
Computer	93.69% 104	6.31% 7	111
Smartphone/Tablet	98.18% 108	1.82% 2	110
Internet connection	96.43% 108	3.57% 4	112

Q5 How many times per month do you access the school website?

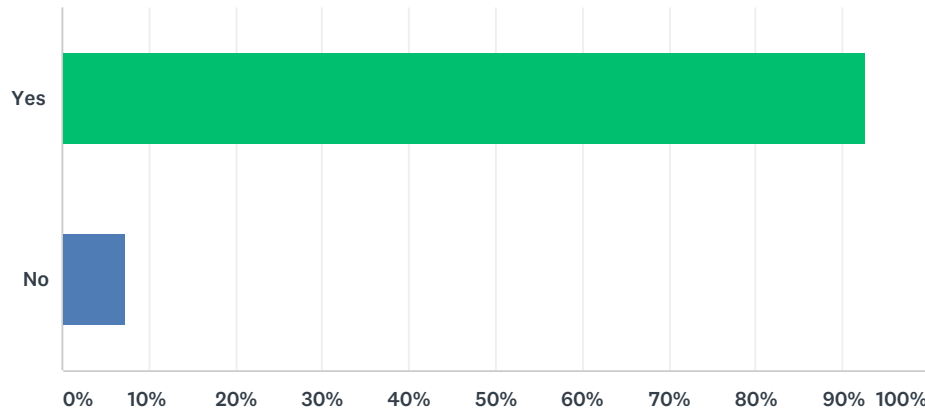
Answered: 113 Skipped: 14



ANSWER CHOICES	RESPONSES	
Never	21.24%	24
1-5 times	59.29%	67
6-9 times	11.50%	13
10 or more	7.96%	9
TOTAL		113

Q6 Do you feel welcome at your child's school?

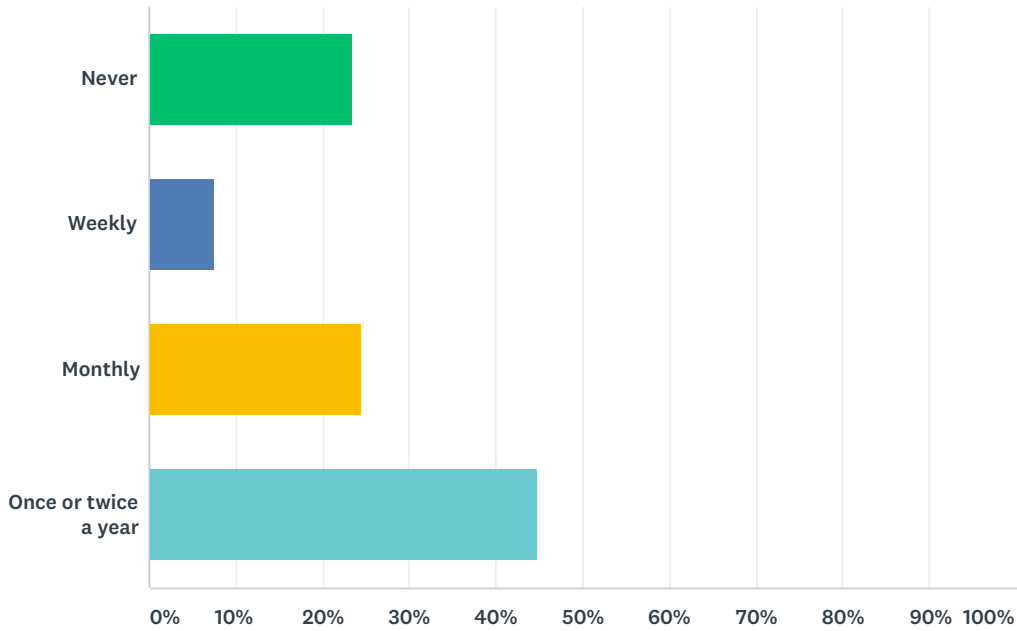
Answered: 95 Skipped: 32



ANSWER CHOICES	RESPONSES	
Yes	92.63%	88
No	7.37%	7
TOTAL		95

Q7 In the past year, how often did you participate in family engagement activities, events or programs at your child's school?

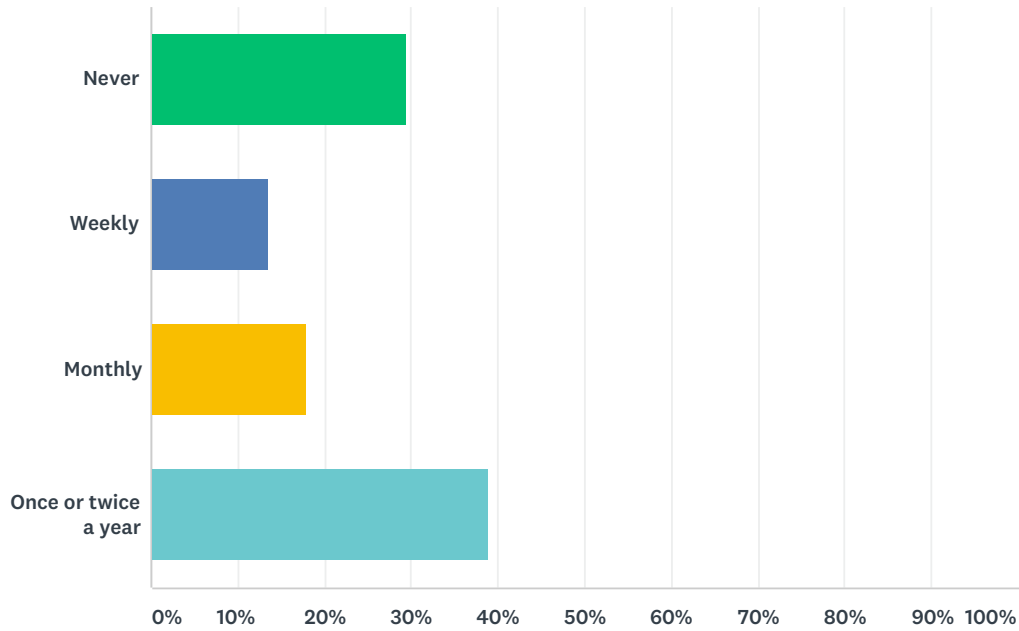
Answered: 94 Skipped: 33



ANSWER CHOICES	RESPONSES	
Never	23.40%	22
Weekly	7.45%	7
Monthly	24.47%	23
Once or twice a year	44.68%	42
TOTAL		94

Q8 How often did you participate in school events because your child encouraged you to be involved?

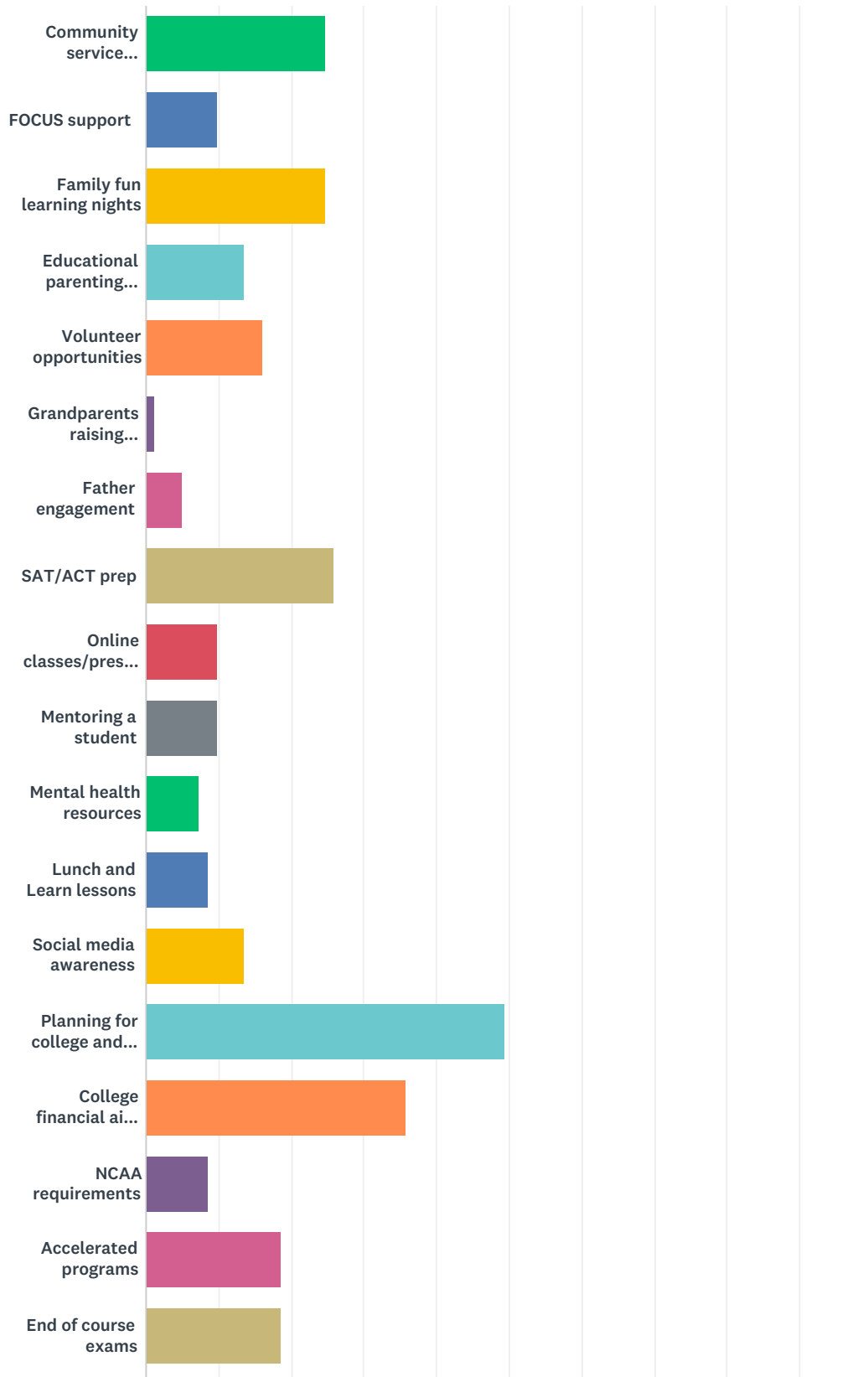
Answered: 95 Skipped: 32



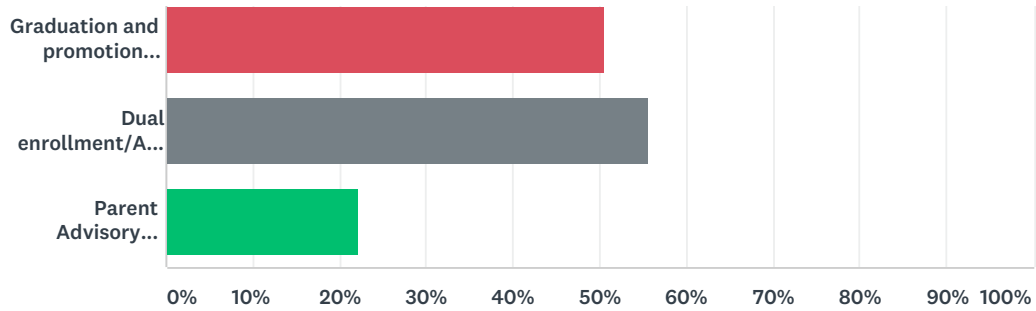
ANSWER CHOICES	RESPONSES	
Never	29.47%	28
Weekly	13.68%	13
Monthly	17.89%	17
Once or twice a year	38.95%	37
TOTAL		95

Q9 Which of the following informational meetings and activities would you participate in or attend? (Check all that apply)

Answered: 81 Skipped: 46



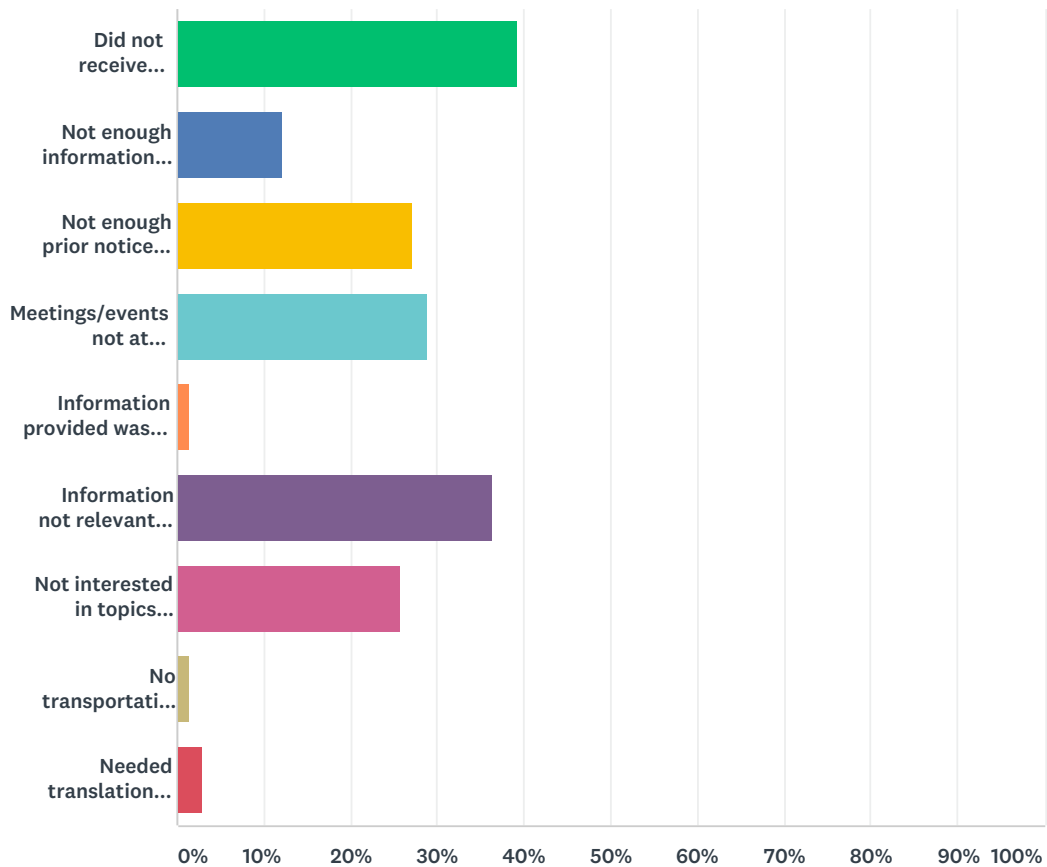
Brevard Public Schools High School Parent Survey 2018-2019



ANSWER CHOICES	RESPONSES	
Community service projects with staff/students	24.69%	20
FOCUS support	9.88%	8
Family fun learning nights	24.69%	20
Educational parenting workshops/classes	13.58%	11
Volunteer opportunities	16.05%	13
Grandparents raising grandchildren	1.23%	1
Father engagement	4.94%	4
SAT/ACT prep	25.93%	21
Online classes/presentations	9.88%	8
Mentoring a student	9.88%	8
Mental health resources	7.41%	6
Lunch and Learn lessons	8.64%	7
Social media awareness	13.58%	11
Planning for college and career	49.38%	40
College financial aid (FASFA/Bright Futures/scholarships)	35.80%	29
NCAA requirements	8.64%	7
Accelerated programs	18.52%	15
End of course exams	18.52%	15
Graduation and promotion guidelines	50.62%	41
Dual enrollment/Advanced Placement courses	55.56%	45
Parent Advisory Council/School Advisory Council (SAC)/Parent Teacher Organization (PTO)	22.22%	18
Total Respondents: 81		

Q10 If you have not attended informational meetings or academic events, please share why. (Check all that apply)

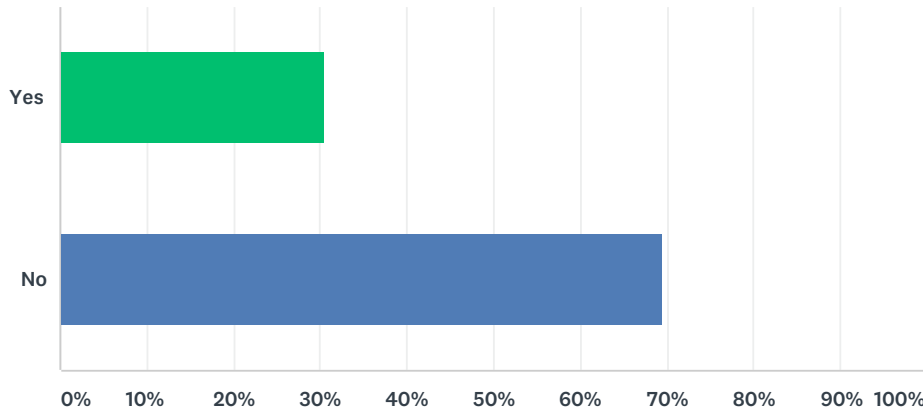
Answered: 66 Skipped: 61



ANSWER CHOICES	RESPONSES	
Did not receive information about meetings/events	39.39%	26
Not enough information provided	12.12%	8
Not enough prior notice provided	27.27%	18
Meetings/events not at convenient times	28.79%	19
Information provided was difficult to understand	1.52%	1
Information not relevant to me/my child	36.36%	24
Not interested in topics presented	25.76%	17
No transportation to get to meetings/events	1.52%	1
Needed translation services	3.03%	2
Total Respondents: 66		

Q11 Is the cost of fingerprinting a barrier to volunteering at your child's school?

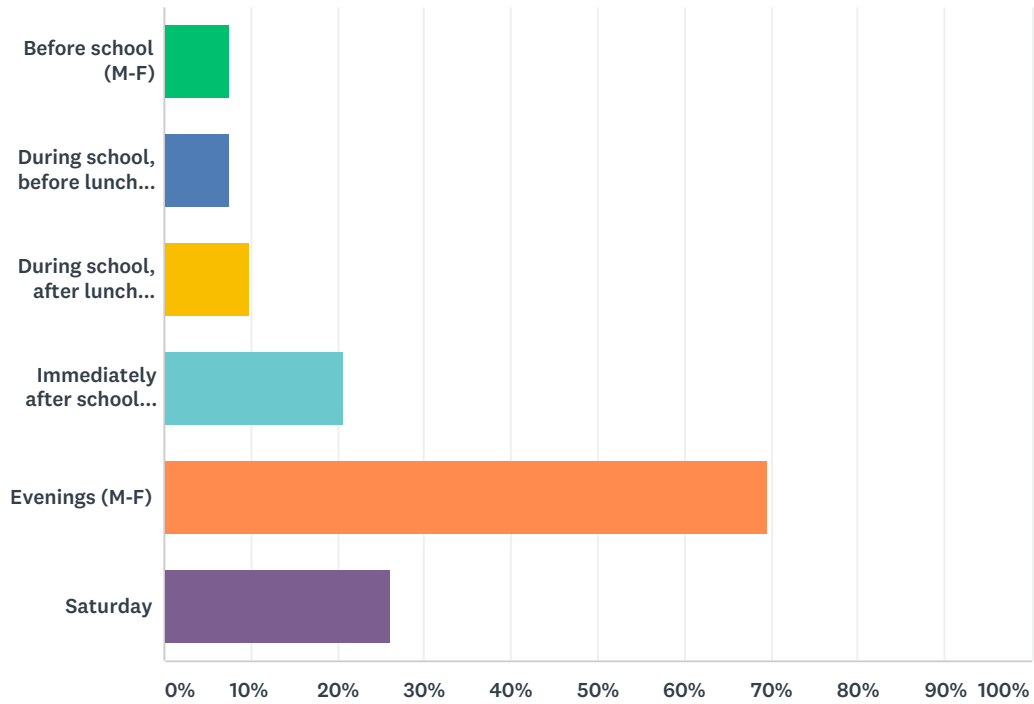
Answered: 95 Skipped: 32



ANSWER CHOICES	RESPONSES	
Yes	30.53%	29
No	69.47%	66
TOTAL		95

Q12 When is the best time for you to attend a school event for families?

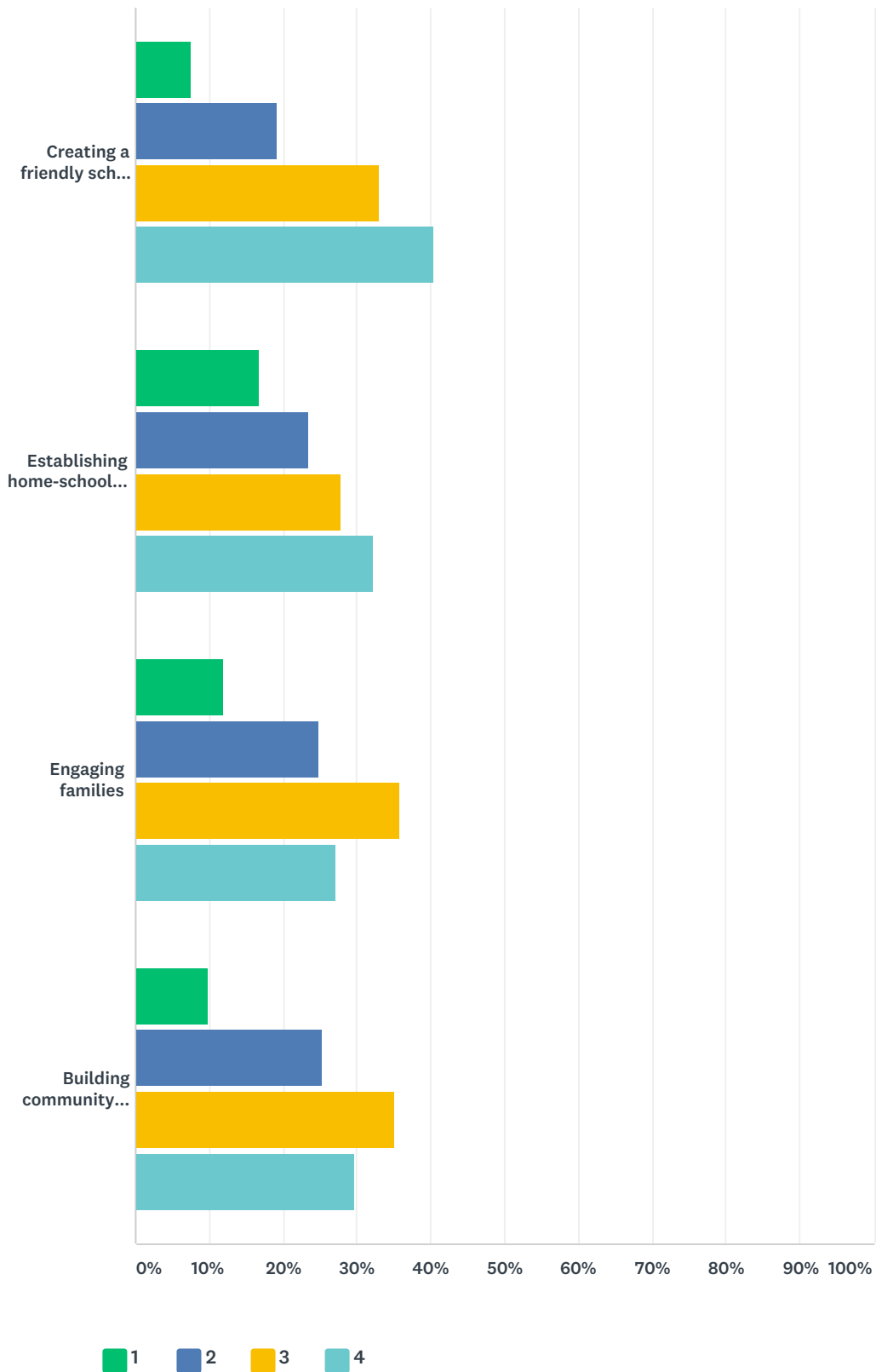
Answered: 92 Skipped: 35



ANSWER CHOICES	RESPONSES	
Before school (M-F)	7.61%	7
During school, before lunch (M-F)	7.61%	7
During school, after lunch (M-F)	9.78%	9
Immediately after school (M-F)	20.65%	19
Evenings (M-F)	69.57%	64
Saturday	26.09%	24
Total Respondents: 92		

Q13 Please rank the following from 1 (not well) through 4 (extremely well) according to how well your child's school supports each area:

Answered: 94 Skipped: 33



Brevard Public Schools High School Parent Survey 2018-2019

	1	2	3	4	TOTAL
Creating a friendly school climate	7.45% 7	19.15% 18	32.98% 31	40.43% 38	94
Establishing home-school communications	16.67% 15	23.33% 21	27.78% 25	32.22% 29	90
Engaging families	11.96% 11	25.00% 23	35.87% 33	27.17% 25	92
Building community partnerships	9.89% 9	25.27% 23	35.16% 32	29.67% 27	91

Q14 In what ways can family engagement be strengthened at your child's school?

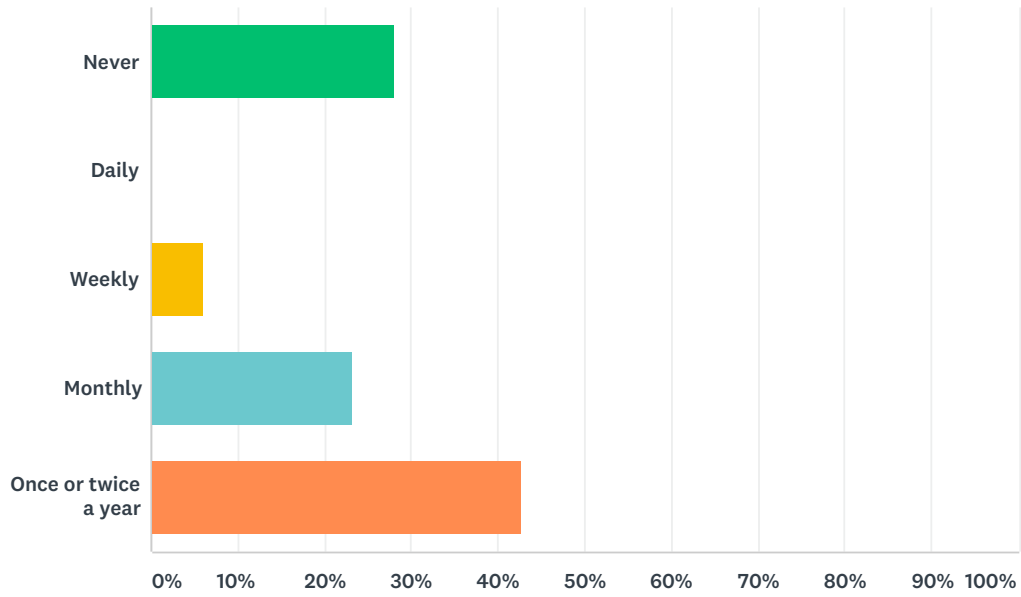
Answered: 35 Skipped: 92

Q15 Please list any possible community organizations and/or businesses that you feel would be ideal school partners:

Answered: 13 Skipped: 114

Q16 How often do you communicate with your child's teachers?

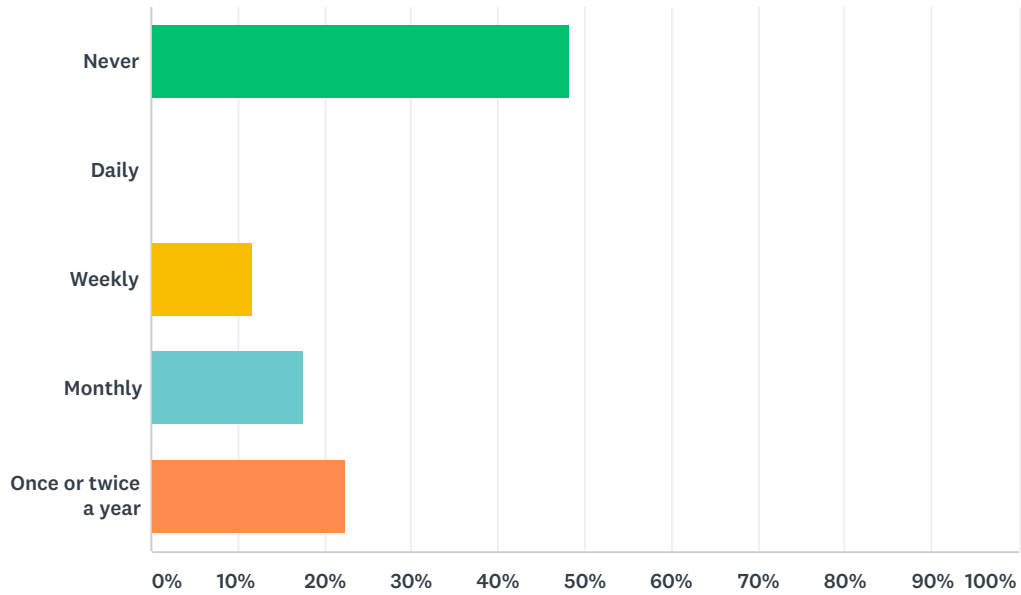
Answered: 82 Skipped: 45



ANSWER CHOICES	RESPONSES	
Never	28.05%	23
Daily	0.00%	0
Weekly	6.10%	5
Monthly	23.17%	19
Once or twice a year	42.68%	35
TOTAL		82

Q17 How often do your child's teachers communicate with you about your child's progress?

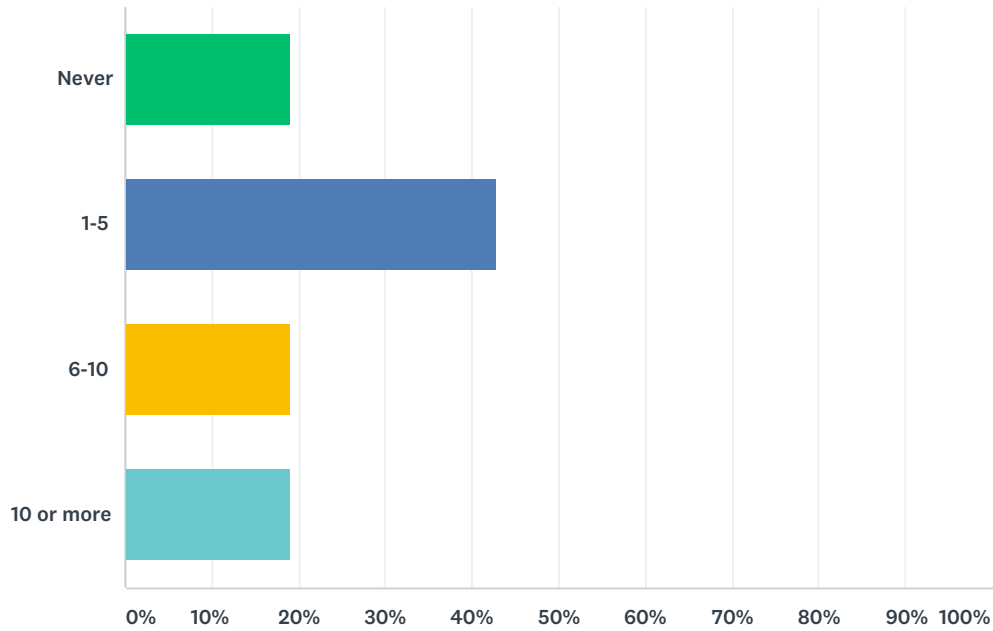
Answered: 85 Skipped: 42



ANSWER CHOICES	RESPONSES	
Never	48.24%	41
Daily	0.00%	0
Weekly	11.76%	10
Monthly	17.65%	15
Once or twice a year	22.35%	19
TOTAL		85

Q18 How many times per month do you access your child's grades through FOCUS?

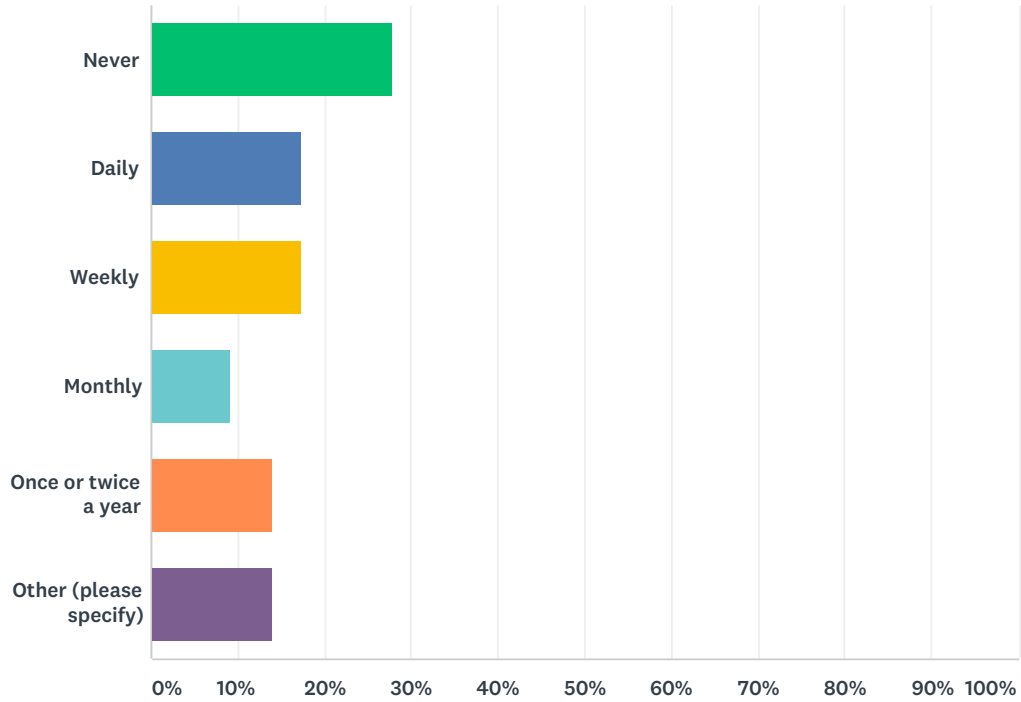
Answered: 84 Skipped: 43



ANSWER CHOICES	RESPONSES	
Never	19.05%	16
1-5	42.86%	36
6-10	19.05%	16
10 or more	19.05%	16
TOTAL		84

Q19 How often do you work with your child on class assignments?

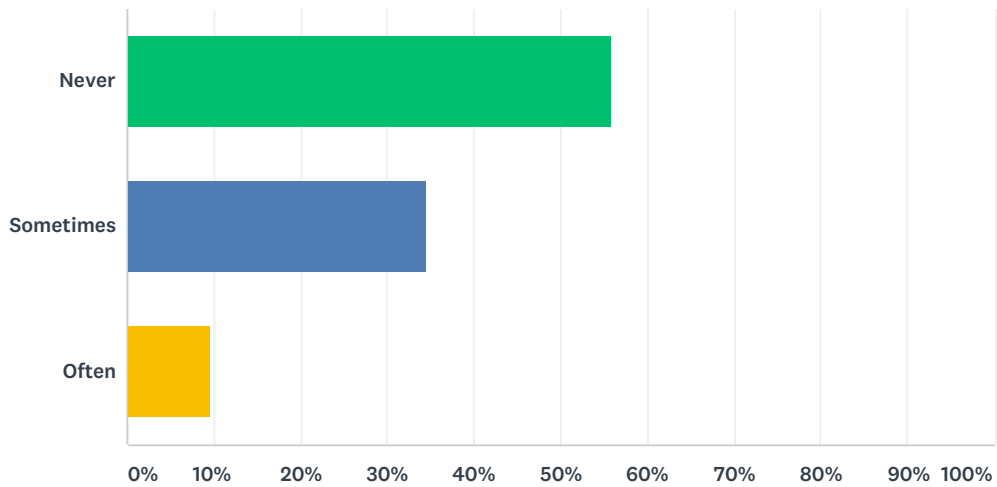
Answered: 86 Skipped: 41



ANSWER CHOICES	RESPONSES	
Never	27.91%	24
Daily	17.44%	15
Weekly	17.44%	15
Monthly	9.30%	8
Once or twice a year	13.95%	12
Other (please specify)	13.95%	12
TOTAL		86

Q20 How often does your child's school or teachers provide you with information about ways you can help your child's learning at home?

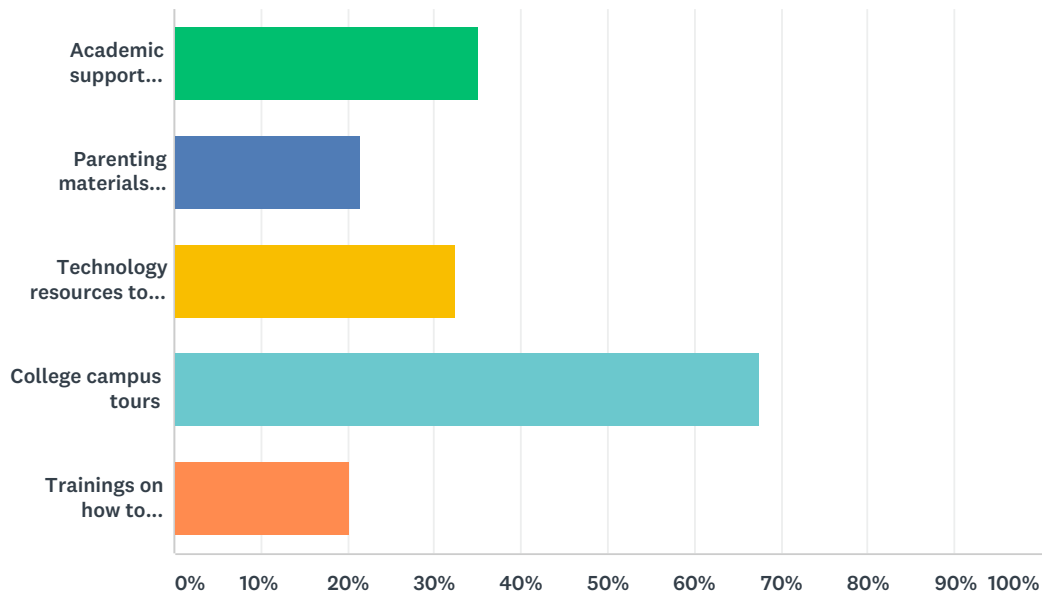
Answered: 84 Skipped: 43



ANSWER CHOICES	RESPONSES	
Never	55.95%	47
Sometimes	34.52%	29
Often	9.52%	8
TOTAL		84

Q21 What types of family engagement resources would you use if they were provided at your school?

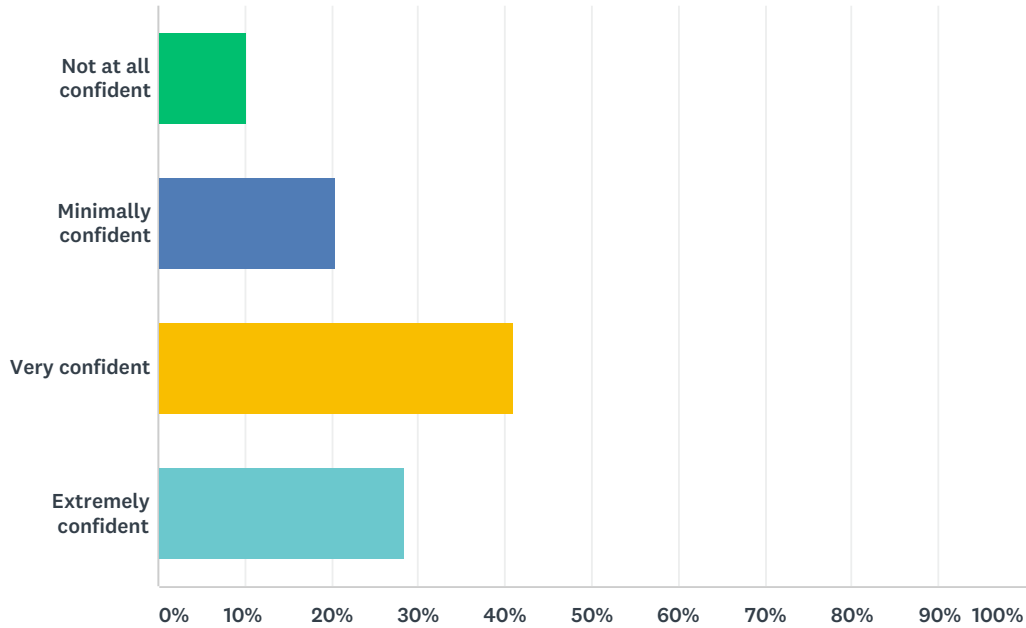
Answered: 74 Skipped: 53



ANSWER CHOICES	RESPONSES	
Academic support materials for families to use at home	35.14%	26
Parenting materials (books and articles for check out)	21.62%	16
Technology resources to support learning at home	32.43%	24
College campus tours	67.57%	50
Trainings on how to participate in school decision-making committees	20.27%	15
Total Respondents: 74		

Q22 How confident are you in your ability to help your child make choices about the programs and courses they need to take in preparation for college and career?

Answered: 88 Skipped: 39



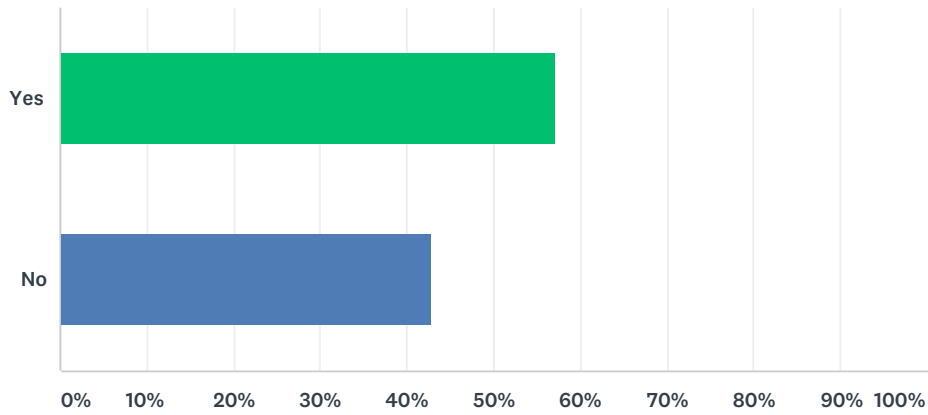
ANSWER CHOICES	RESPONSES	
Not at all confident	10.23%	9
Minimally confident	20.45%	18
Very confident	40.91%	36
Extremely confident	28.41%	25
TOTAL		88

Q23 What can we do to support you to ensure your child graduates and receives a high school diploma?

Answered: 29 Skipped: 98

Q24 Have you been given opportunities to provide input and feedback into school decisions (school improvement, Title I services, event planning, discipline)?

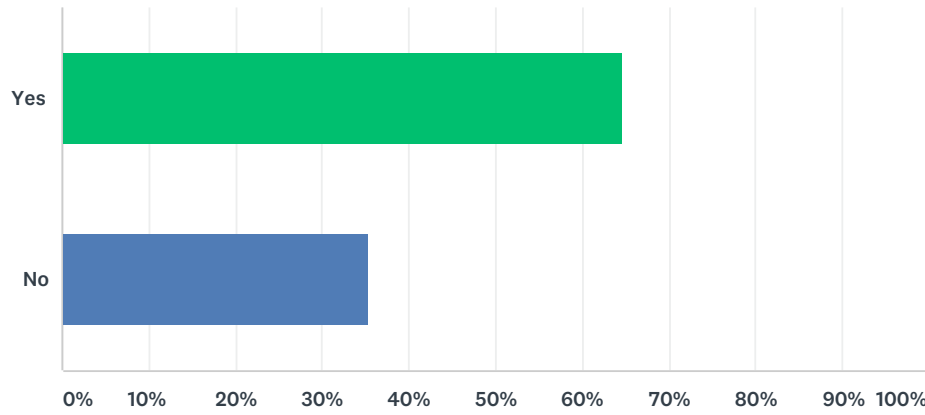
Answered: 84 Skipped: 43



ANSWER CHOICES	RESPONSES	
Yes	57.14%	48
No	42.86%	36
TOTAL		84

Q25 Do you feel your child's school values input from families?

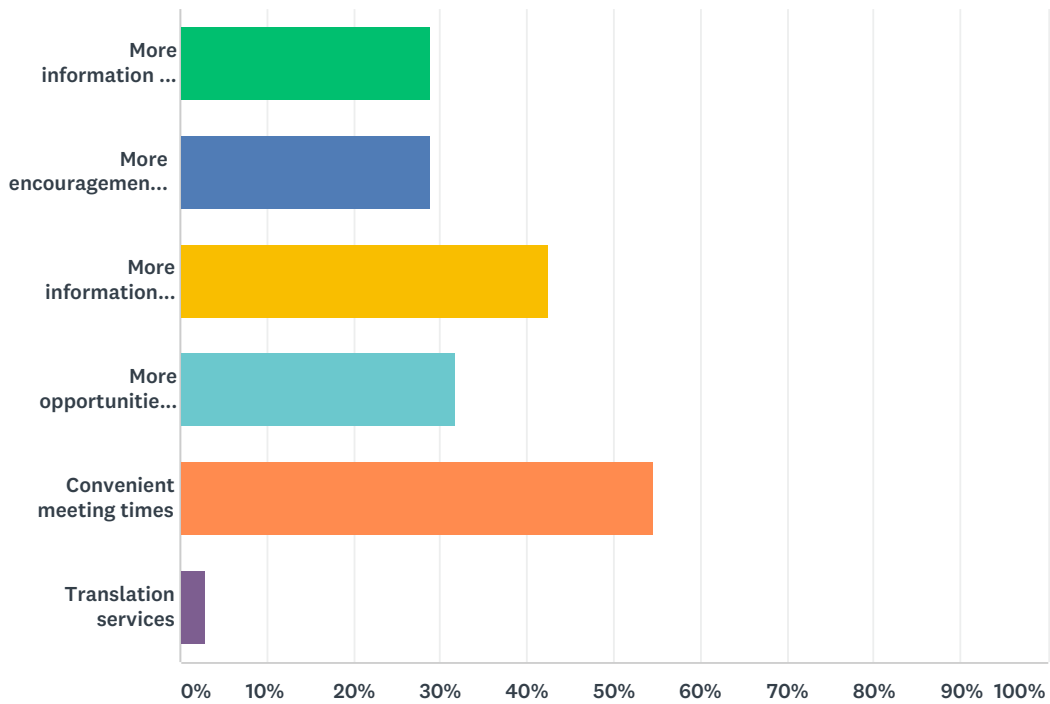
Answered: 85 Skipped: 42



ANSWER CHOICES	RESPONSES	
Yes	64.71%	55
No	35.29%	30
TOTAL		85

Q26 How could your school assist you in playing a more active role in school decision-making?

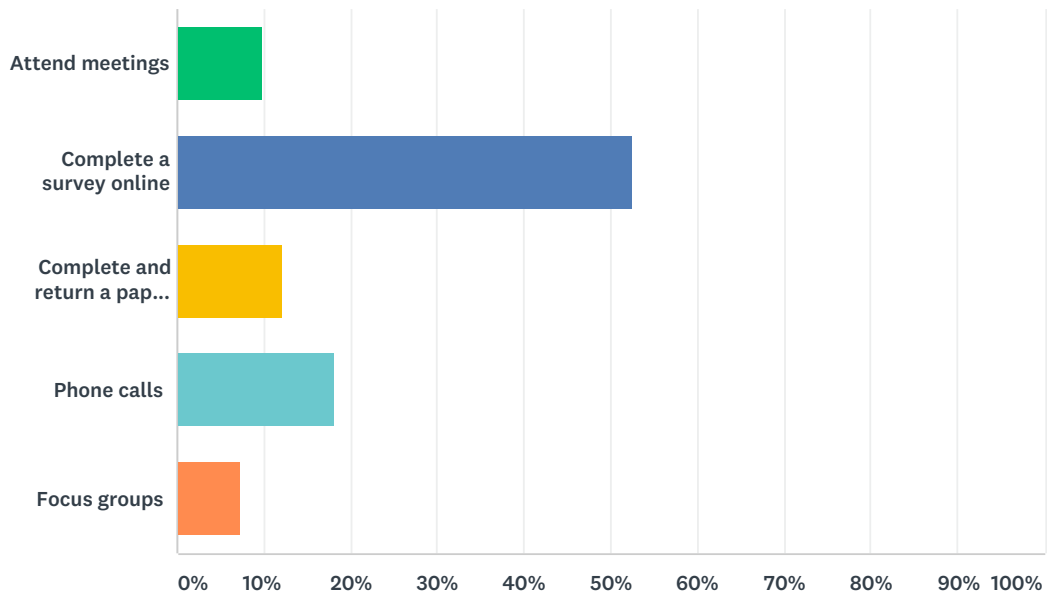
Answered: 66 Skipped: 61



ANSWER CHOICES	RESPONSES	
More information on how to become engaged	28.79%	19
More encouragement from the school to become engaged	28.79%	19
More information about school issues to be addressed	42.42%	28
More opportunities to share my opinion about school issues	31.82%	21
Convenient meeting times	54.55%	36
Translation services	3.03%	2
Total Respondents: 66		

Q27 What is the best way for you to provide input regarding your child's school?

Answered: 82 Skipped: 45



ANSWER CHOICES	RESPONSES	
Attend meetings	9.76%	8
Complete a survey online	52.44%	43
Complete and return a paper survey	12.20%	10
Phone calls	18.29%	15
Focus groups	7.32%	6
TOTAL		82

Q28 What do you feel is working well at your child's school? (This is your chance to brag about your school and share what you like about it!)

Answered: 40 Skipped: 87

Q29 What do you feel is not working, difficult, and/or needs improvement at your child's school? (This is your chance to tell us what you would like to see change.)

Answered: 31 Skipped: 96