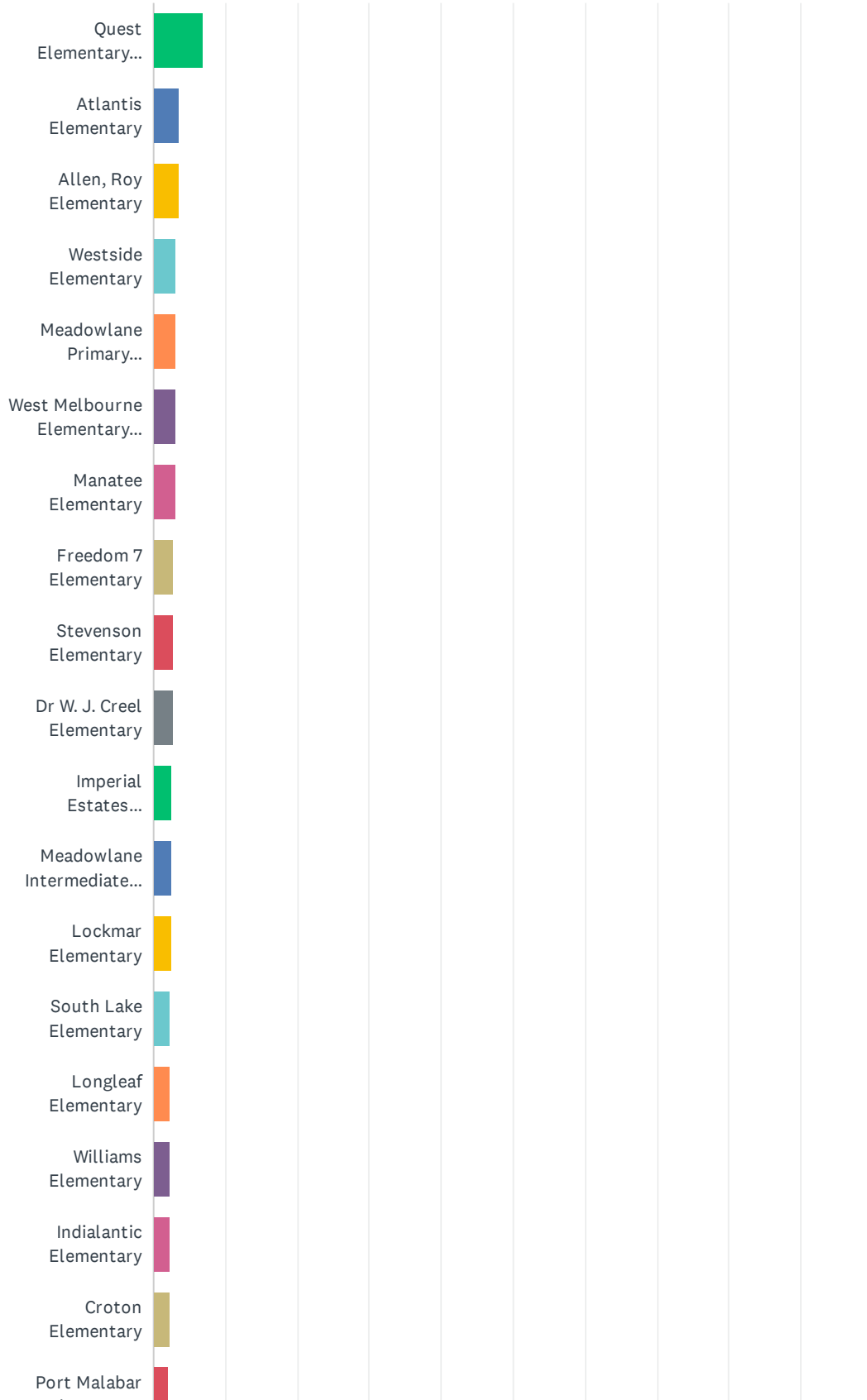
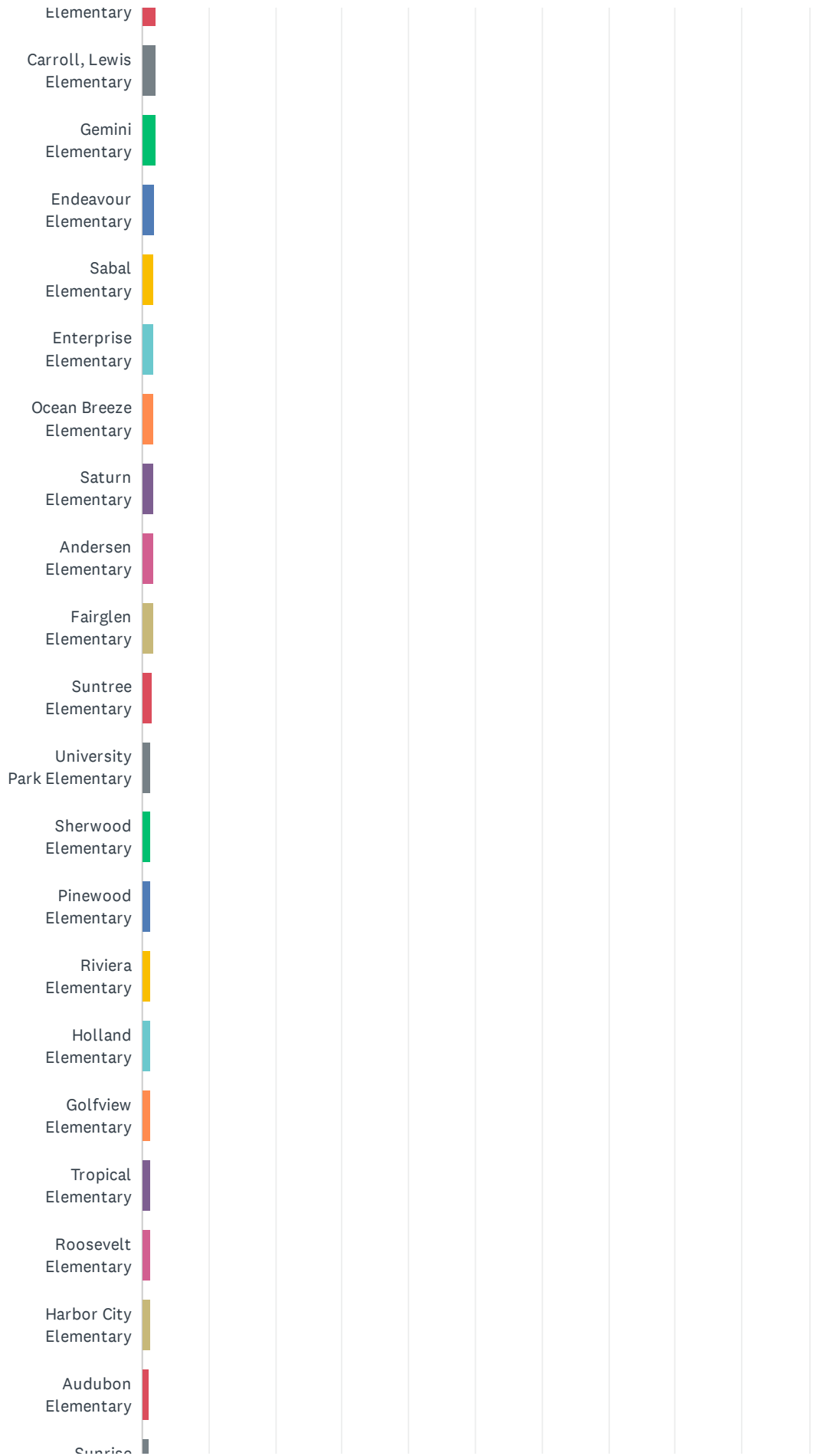


Q1 What school does your child attend?

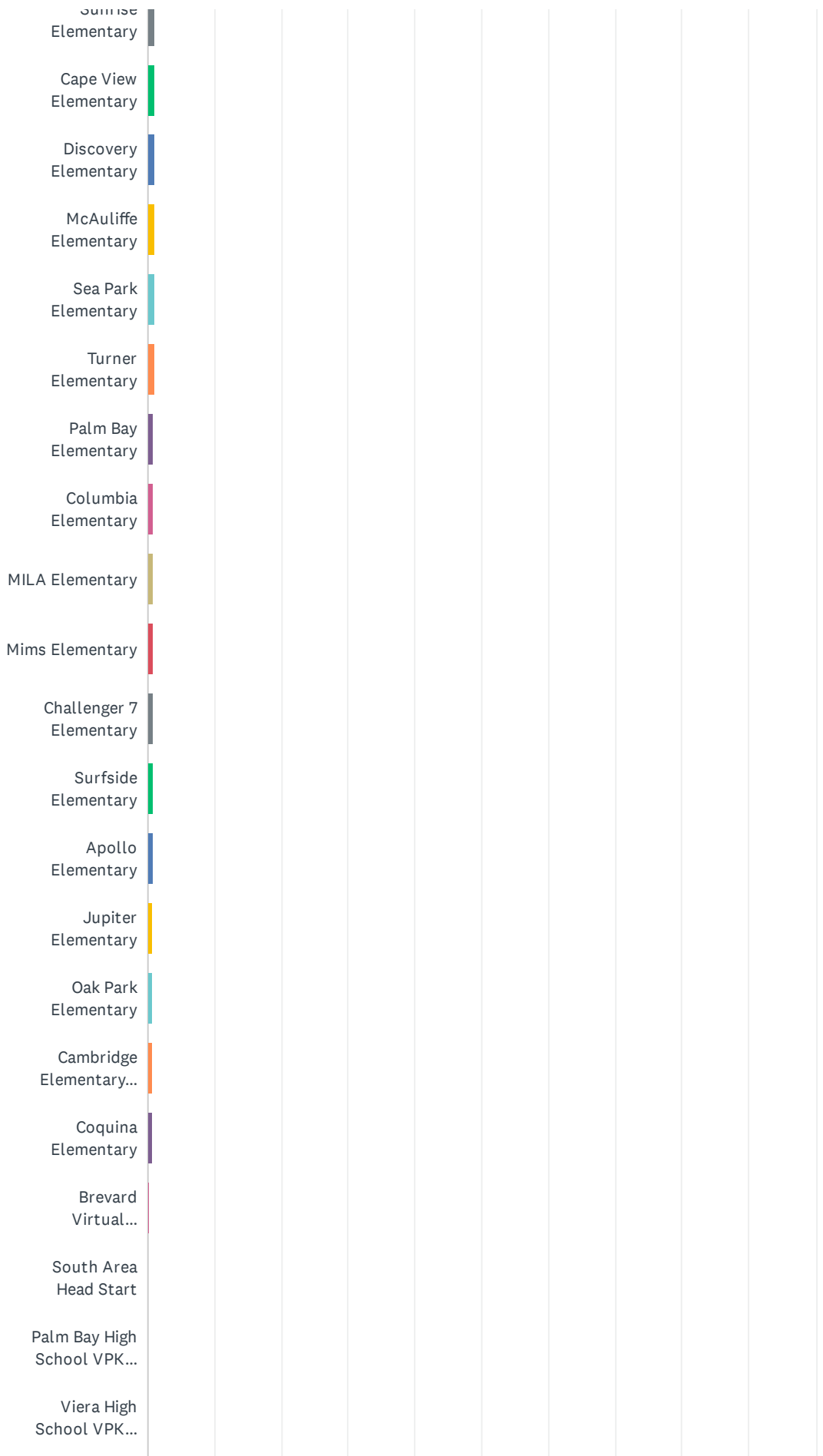
Answered: 10,469 Skipped: 0



Brevard Public Schools Elementary Parent Survey 2019-2020



Brevard Public Schools Elementary Parent Survey 2019-2020



Brevard Public Schools Elementary Parent Survey 2019-2020

Eau Gallie High School ...											
Merritt Island High School ...											
Pathways at Gardendale...											
Riverview School											
Astronaut High											
Bayside High											
Central Middle											
Cocoa Beach Jr./Sr. High											
Cocoa High											
DeLaura Middle											
Eau Gallie High											
Edgewood Jr./Sr. High											
Heritage High											
Hoover Middle											
Jackson Middle											
Jefferson Middle											
Johnson Middle											
Kennedy Middle											
Madison Middle											
McNair Magnet Middle											
Melbourne High											

Brevard Public Schools Elementary Parent Survey 2019-2020



Brevard Public Schools Elementary Parent Survey 2019-2020

ANSWER CHOICES	RESPONSES	
Quest Elementary School	6.85%	717
Atlantis Elementary	3.55%	372
Allen, Roy Elementary	3.54%	371
Westside Elementary	3.19%	334
Meadowlane Primary Elementary	3.16%	331
West Melbourne Elementary School for Science	3.14%	329
Manatee Elementary	3.08%	322
Freedom 7 Elementary	2.78%	291
Stevenson Elementary	2.72%	285
Dr W. J. Creel Elementary	2.66%	278
Imperial Estates Elementary	2.61%	273
Meadowlane Intermediate Elementary	2.47%	259
Lockmar Elementary	2.41%	252
South Lake Elementary	2.39%	250
Longleaf Elementary	2.31%	242
Williams Elementary	2.29%	240
Indialantic Elementary	2.24%	235
Croton Elementary	2.21%	231
Port Malabar Elementary	2.19%	229
Carroll, Lewis Elementary	2.16%	226
Gemini Elementary	2.01%	210
Endeavour Elementary	1.94%	203
Sabal Elementary	1.77%	185
Enterprise Elementary	1.74%	182
Ocean Breeze Elementary	1.69%	177
Saturn Elementary	1.63%	171
Andersen Elementary	1.61%	169
Fairglen Elementary	1.58%	165
Suntree Elementary	1.41%	148
University Park Elementary	1.32%	138
Sherwood Elementary	1.31%	137
Pinewood Elementary	1.28%	134

Brevard Public Schools Elementary Parent Survey 2019-2020

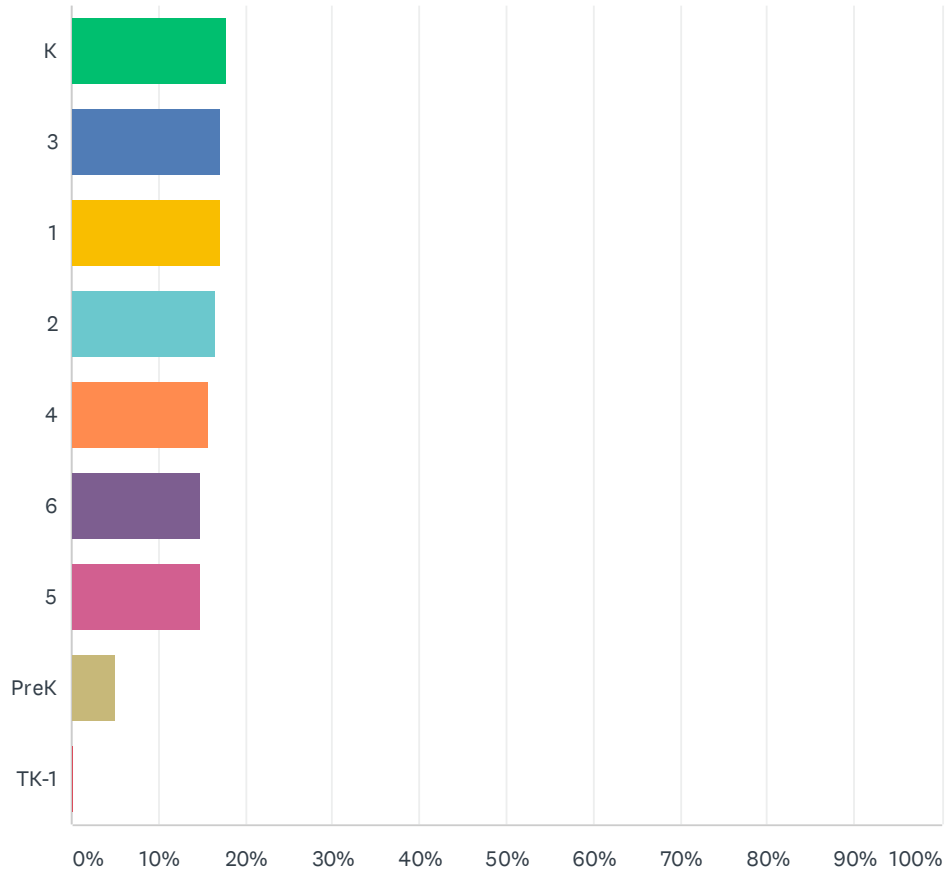
Riviera Elementary	1.27%	133
Holland Elementary	1.22%	128
Golfview Elementary	1.20%	126
Tropical Elementary	1.18%	124
Roosevelt Elementary	1.17%	122
Harbor City Elementary	1.16%	121
Audubon Elementary	1.07%	112
Sunrise Elementary	1.03%	108
Cape View Elementary	1.02%	107
Discovery Elementary	0.98%	103
McAuliffe Elementary	0.98%	103
Sea Park Elementary	0.95%	99
Turner Elementary	0.95%	99
Palm Bay Elementary	0.93%	97
Columbia Elementary	0.82%	86
MILA Elementary	0.80%	84
Mims Elementary	0.80%	84
Challenger 7 Elementary	0.75%	78
Surfside Elementary	0.75%	78
Apollo Elementary	0.74%	77
Jupiter Elementary	0.70%	73
Oak Park Elementary	0.68%	71
Cambridge Elementary Magnet	0.66%	69
Coquina Elementary	0.62%	65
Brevard Virtual Instruction Program (BVIP)	0.17%	18
South Area Head Start	0.05%	5
Palm Bay High School VPK program	0.04%	4
Viera High School VPK program	0.03%	3
Eau Gallie High School VPK program	0.02%	2
Merritt Island High School VPK program	0.02%	2
Pathways at Gardendale (North/Central Area Alternative Center)	0.02%	2
Riverview School	0.00%	0
Astronaut High	0.00%	0
Bayside High	0.00%	0

Brevard Public Schools Elementary Parent Survey 2019-2020

Central Middle	0.00%	0
Cocoa Beach Jr./Sr. High	0.00%	0
Cocoa High	0.00%	0
DeLaura Middle	0.00%	0
Eau Gallie High	0.00%	0
Edgewood Jr./Sr. High	0.00%	0
Heritage High	0.00%	0
Hoover Middle	0.00%	0
Jackson Middle	0.00%	0
Jefferson Middle	0.00%	0
Johnson Middle	0.00%	0
Kennedy Middle	0.00%	0
Madison Middle	0.00%	0
McNair Magnet Middle	0.00%	0
Melbourne High	0.00%	0
Merritt Island High	0.00%	0
Palm Bay Magnet High	0.00%	0
Rockledge High	0.00%	0
Satellite High School VPK program	0.00%	0
Satellite High	0.00%	0
Pathways at Pine Grove (South Area Alternative Center)	0.00%	0
Southwest Middle	0.00%	0
Space Coast Jr./Sr. High	0.00%	0
Stone Middle	0.00%	0
Titusville High	0.00%	0
Viera High	0.00%	0
West Shore Jr./Sr. High	0.00%	0
TOTAL		10,469

Q2 What is your child's current grade level?

Answered: 10,469 Skipped: 0

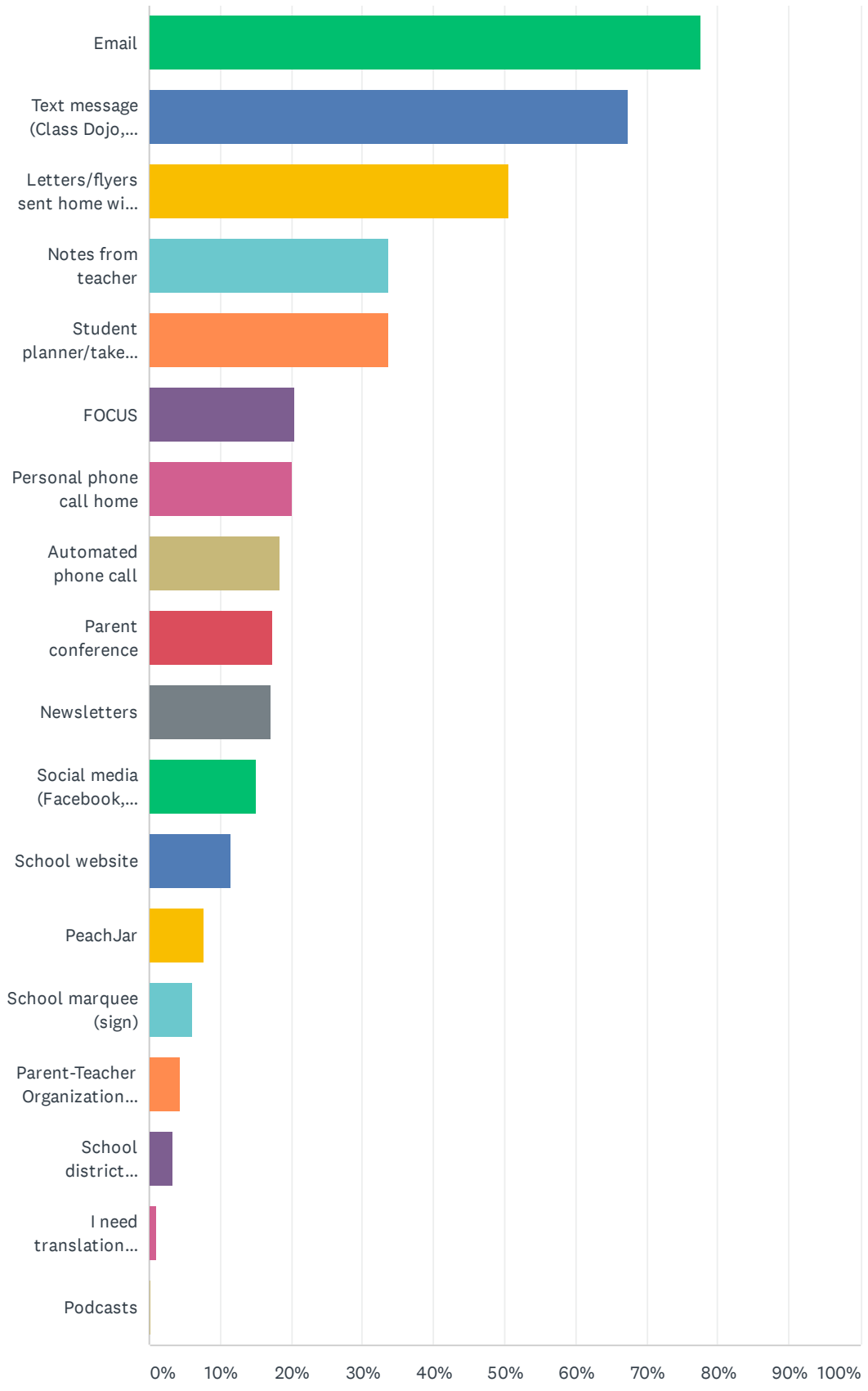


ANSWER CHOICES	RESPONSES	
K	17.75%	1,858
3	17.15%	1,795
1	17.10%	1,790
2	16.52%	1,730
4	15.75%	1,649
6	14.79%	1,548
5	14.77%	1,546
PreK	5.02%	526
TK-1	0.28%	29
Total Respondents: 10,469		

Q3 What is the best way for us to get important information regarding school events and/or your child's progress from the school? (check all that apply)

Answered: 10,451 Skipped: 18

Brevard Public Schools Elementary Parent Survey 2019-2020

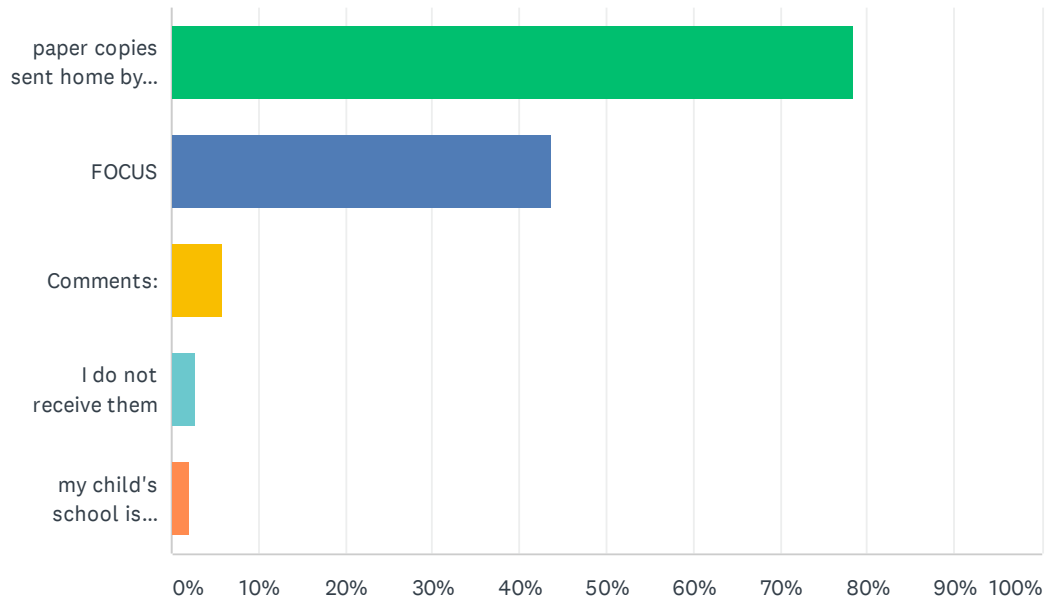


Brevard Public Schools Elementary Parent Survey 2019-2020

ANSWER CHOICES	RESPONSES	
Email	77.71%	8,121
Text message (Class Dojo, Remind)	67.40%	7,044
Letters/flyers sent home with students	50.71%	5,300
Notes from teacher	33.72%	3,524
Student planner/take-home folder	33.69%	3,521
FOCUS	20.47%	2,139
Personal phone call home	20.12%	2,103
Automated phone call	18.50%	1,933
Parent conference	17.46%	1,825
Newsletters	17.24%	1,802
Social media (Facebook, Twitter)	15.04%	1,572
School website	11.55%	1,207
PeachJar	7.69%	804
School marquee (sign)	6.15%	643
Parent-Teacher Organization (PTO/PTA)	4.35%	455
School district website	3.35%	350
I need translation assistance	1.00%	104
Podcasts	0.27%	28
Total Respondents: 10,451		

Q4 How do you receive interim reports and report cards?

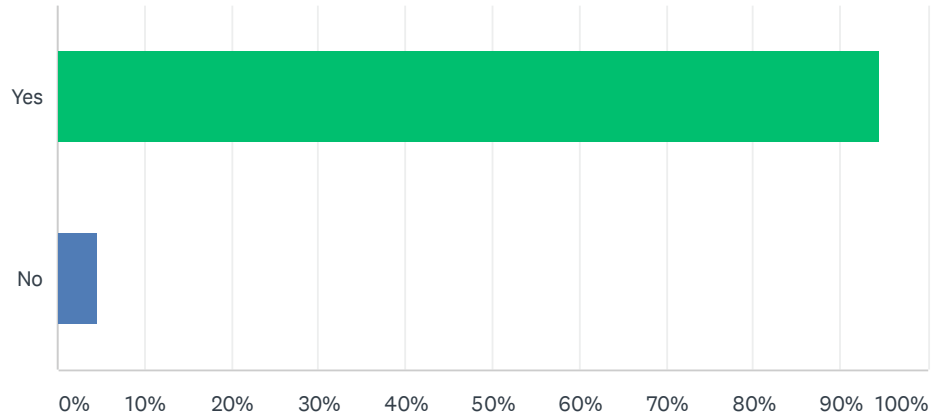
Answered: 10,081 Skipped: 388



ANSWER CHOICES	RESPONSES	
paper copies sent home by the school	78.41%	7,905
FOCUS	43.63%	4,398
Comments:	5.85%	590
I do not receive them	2.65%	267
my child's school is paperless	2.05%	207
Total Respondents: 10,081		

Q5 Do you feel welcome at your child's school?

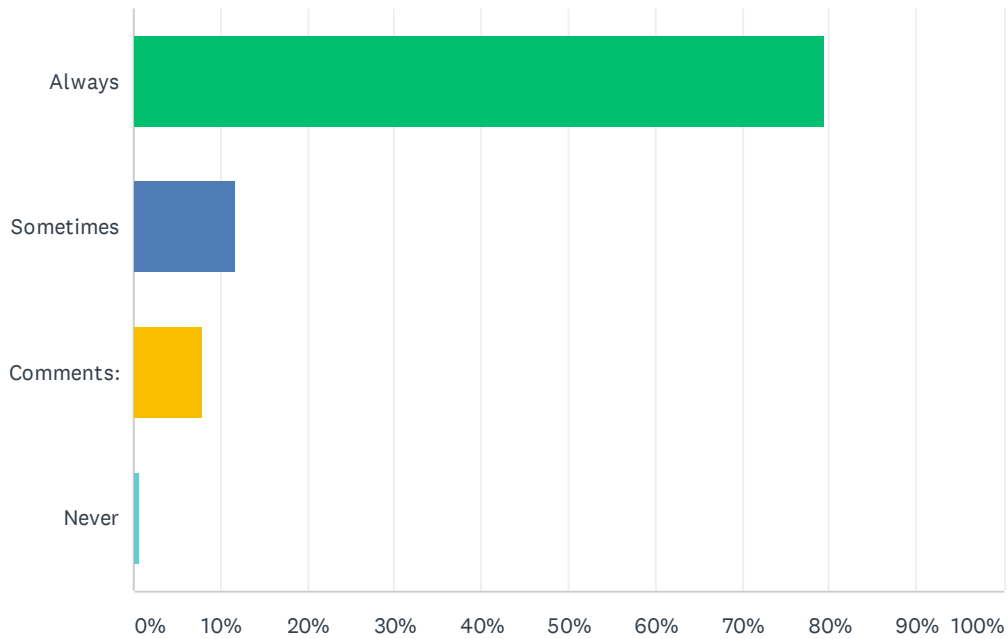
Answered: 10,093 Skipped: 376



ANSWER CHOICES	RESPONSES	
Yes	94.64%	9,552
No	4.62%	466
TOTAL		10,093

Q6 The office staff at my school is polite and is helpful in answering my questions or concerns.

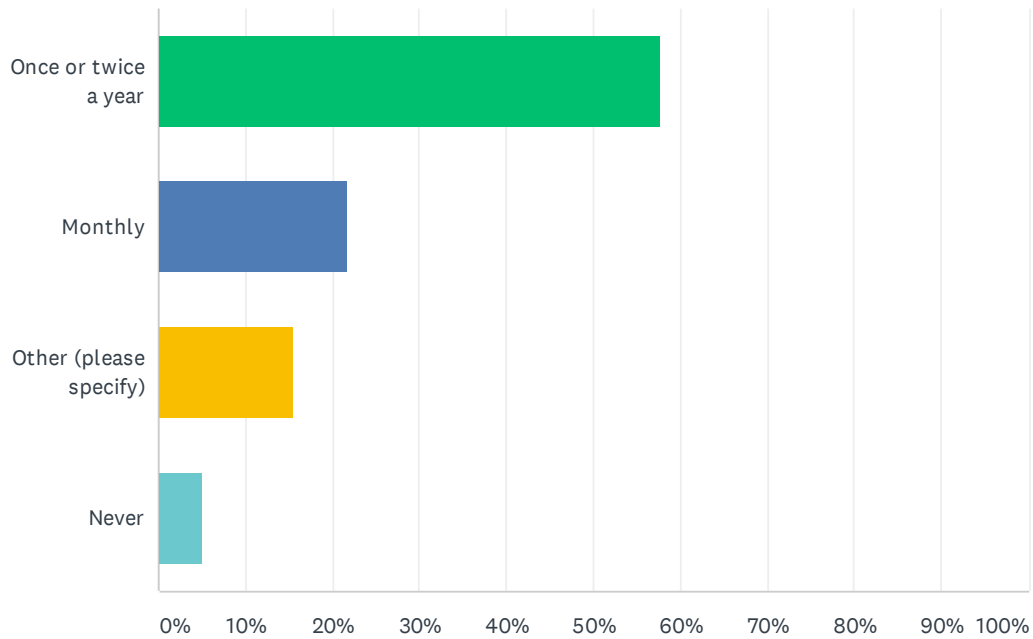
Answered: 10,074 Skipped: 395



ANSWER CHOICES	RESPONSES	
Always	79.52%	8,011
Sometimes	11.77%	1,186
Comments:	7.98%	804
Never	0.72%	73
TOTAL		10,074

Q7 In the past year, how often did you attend a parent meeting or event at your child's school that supported your child's academic success?

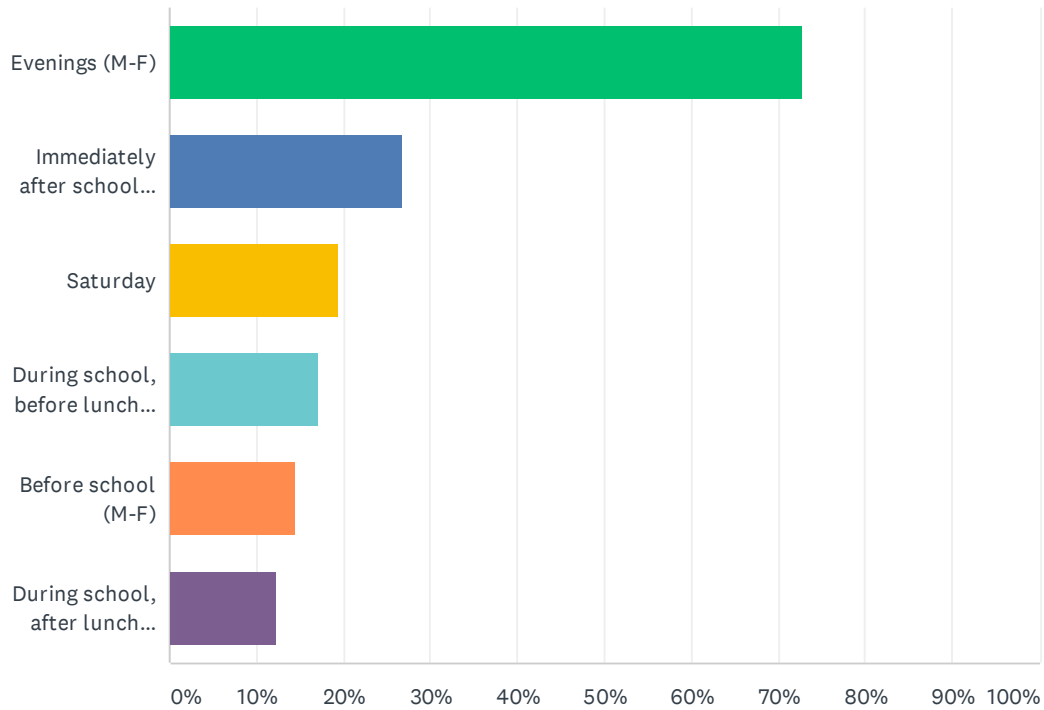
Answered: 10,091 Skipped: 378



ANSWER CHOICES	RESPONSES	
Once or twice a year	57.70%	5,823
Monthly	21.86%	2,206
Other (please specify)	15.38%	1,552
Never	5.05%	510
TOTAL		10,091

Q8 When is the best time for you to attend a school event for families?

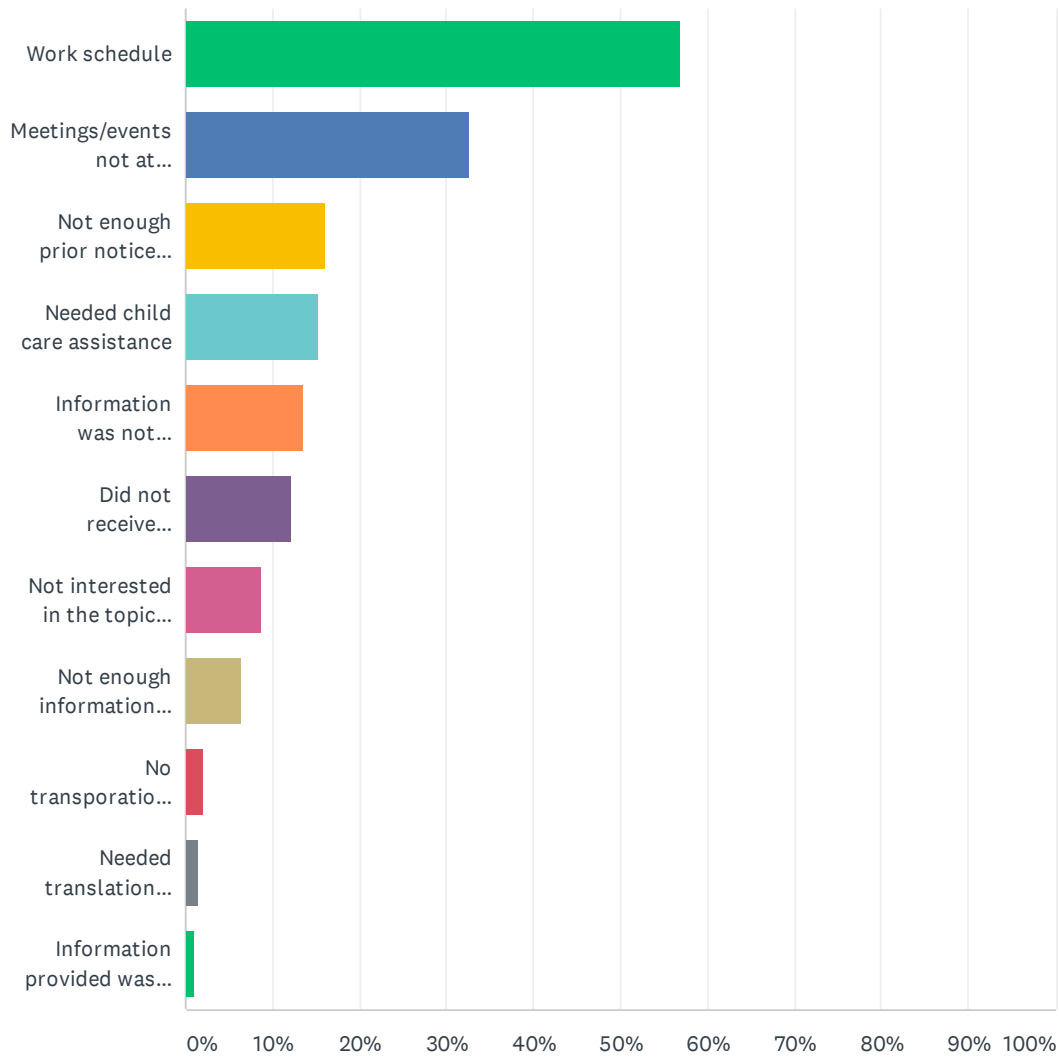
Answered: 9,930 Skipped: 539



ANSWER CHOICES	RESPONSES	
Evenings (M-F)	72.75%	7,224
Immediately after school (M-F)	26.87%	2,668
Saturday	19.47%	1,933
During school, before lunch (M-F)	17.15%	1,703
Before school (M-F)	14.50%	1,440
During school, after lunch (M-F)	12.34%	1,225
Total Respondents: 9,930		

Q9 If you were unable to attend informational meetings or academic events, please share why. (Check all that apply)

Answered: 8,047 Skipped: 2,422

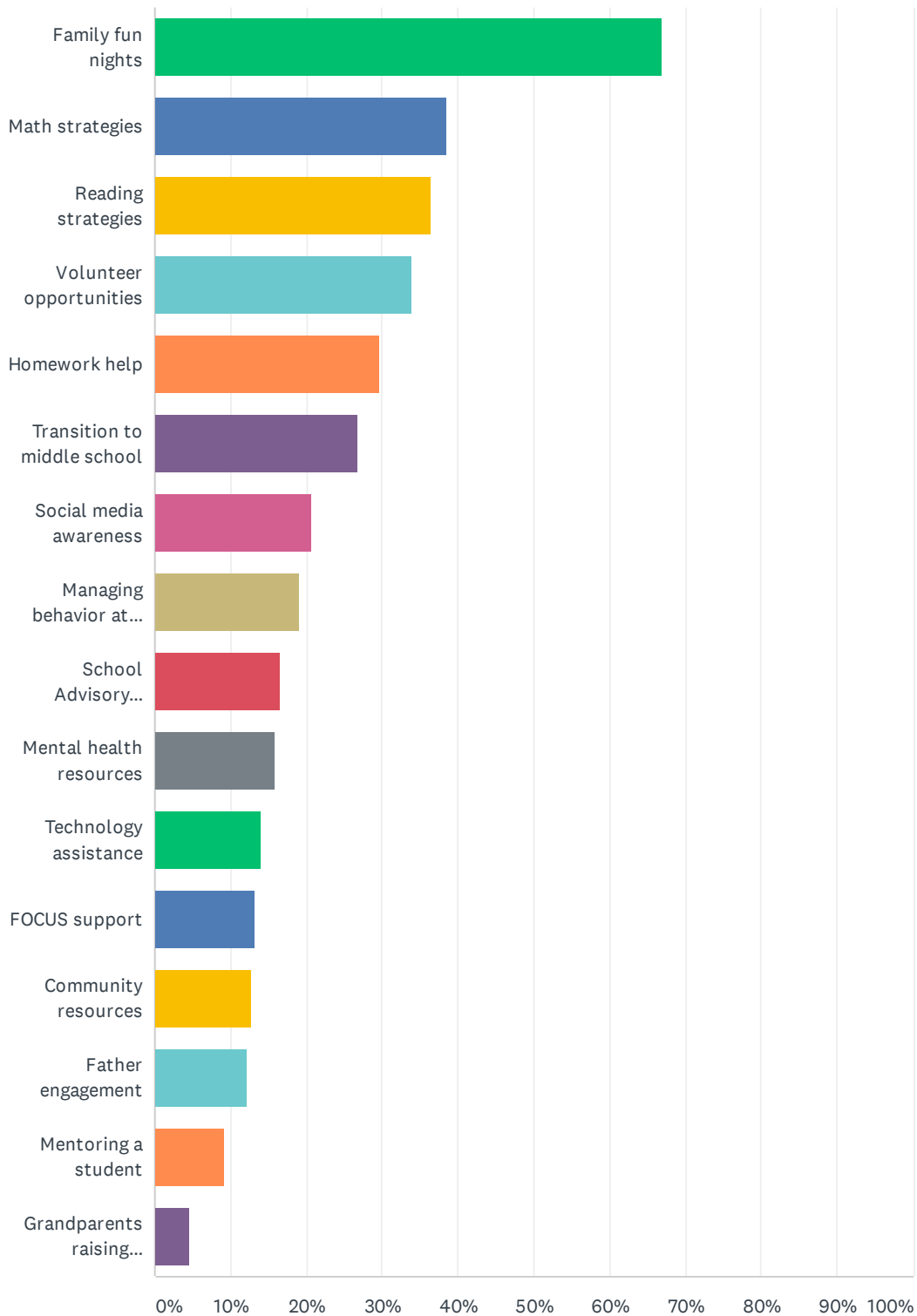


Brevard Public Schools Elementary Parent Survey 2019-2020

ANSWER CHOICES	RESPONSES	
Work schedule	56.88%	4,577
Meetings/events not at convenient times	32.53%	2,618
Not enough prior notice provided	16.08%	1,294
Needed child care assistance	15.21%	1,224
Information was not relevant to me/my child	13.53%	1,089
Did not receive information about meetings/events	12.09%	973
Not interested in the topics presented	8.81%	709
Not enough information provided	6.45%	519
No transportation to get to meetings/events	2.04%	164
Needed translation services	1.42%	114
Information provided was difficult to understand	1.12%	90
Total Respondents: 8,047		

Q10 Which of the following informational meetings and activities would you participate in or attend?

Answered: 8,937 Skipped: 1,532



Brevard Public Schools Elementary Parent Survey 2019-2020

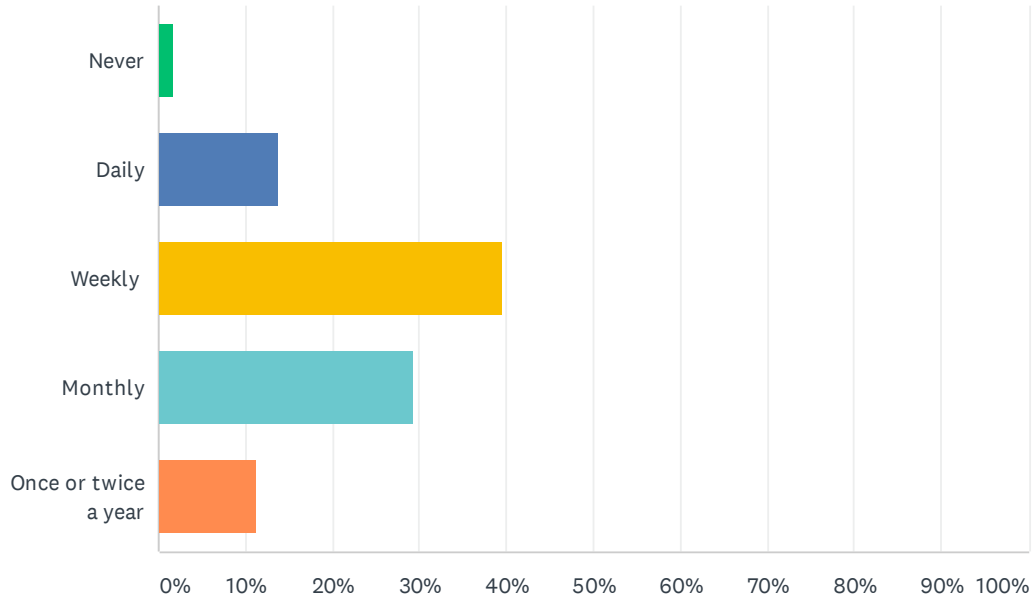
ANSWER CHOICES	RESPONSES	
Family fun nights	66.92%	5,981
Math strategies	38.39%	3,431
Reading strategies	36.48%	3,260
Volunteer opportunities	33.80%	3,021
Homework help	29.80%	2,663
Transition to middle school	26.83%	2,398
Social media awareness	20.69%	1,849
Managing behavior at home	19.09%	1,706
School Advisory Council (SAC) or Parent-Teacher Organization (PTO/PTA)	16.50%	1,475
Mental health resources	15.96%	1,426
Technology assistance	14.05%	1,256
FOCUS support	13.20%	1,180
Community resources	12.72%	1,137
Father engagement	12.17%	1,088
Mentoring a student	9.12%	815
Grandparents raising grandchildren	4.54%	406
Total Respondents: 8,937		

Q11 In what ways can family engagement be strengthened at your child's school?

Answered: 3,729 Skipped: 6,740

Q12 How often do you communicate with your child's teachers?

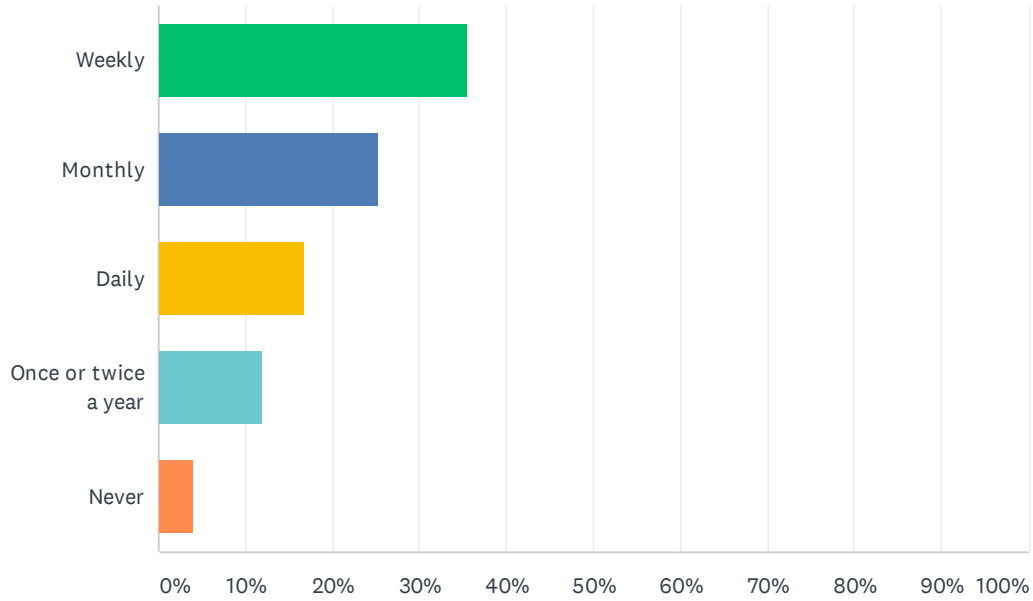
Answered: 9,578 Skipped: 891



ANSWER CHOICES	RESPONSES	
Never	1.62%	155
Daily	13.81%	1,323
Weekly	39.63%	3,796
Monthly	29.32%	2,808
Once or twice a year	11.27%	1,079
TOTAL		9,578

Q13 How often does your child's teacher communicate with you about your child's progress?

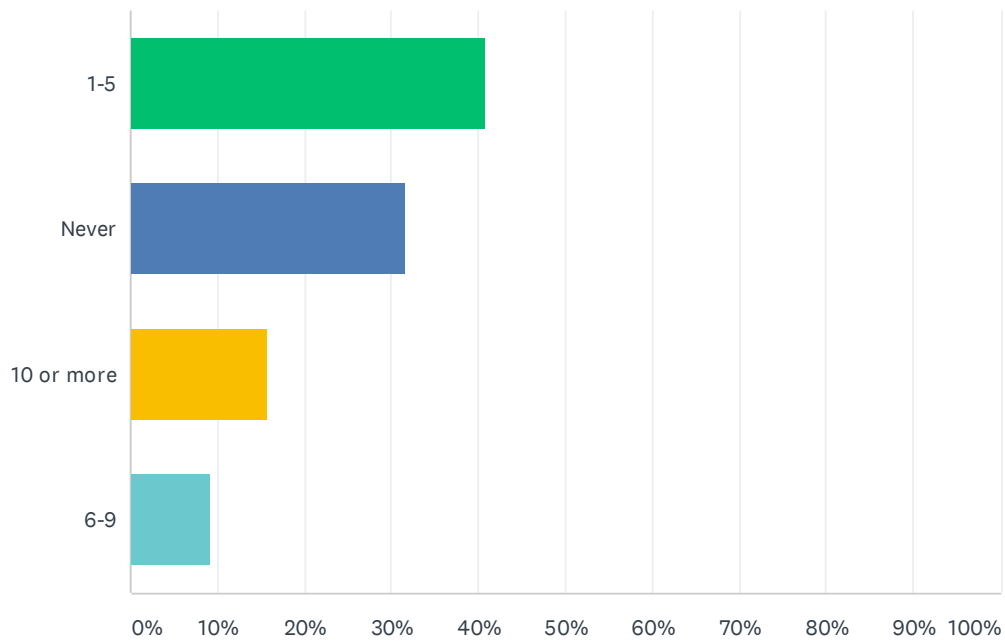
Answered: 9,555 Skipped: 914



ANSWER CHOICES	RESPONSES	
Weekly	35.61%	3,403
Monthly	25.22%	2,410
Daily	16.64%	1,590
Once or twice a year	11.97%	1,144
Never	3.98%	380
TOTAL		9,555

Q14 How many times per month do you access your child's grades and attendance information through FOCUS?

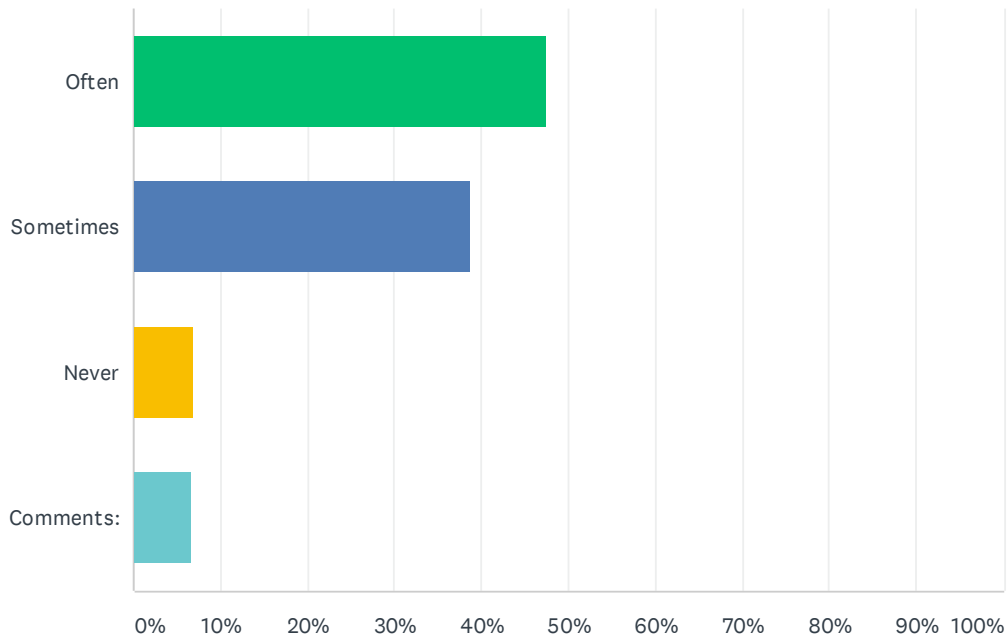
Answered: 9,245 Skipped: 1,224



ANSWER CHOICES	RESPONSES
1-5	40.89% 3,780
Never	31.67% 2,928
10 or more	15.76% 1,457
6-9	9.14% 845
TOTAL	9,245

Q15 How often does your child's school or teachers provide you with information about ways you can help your child's learning at home?

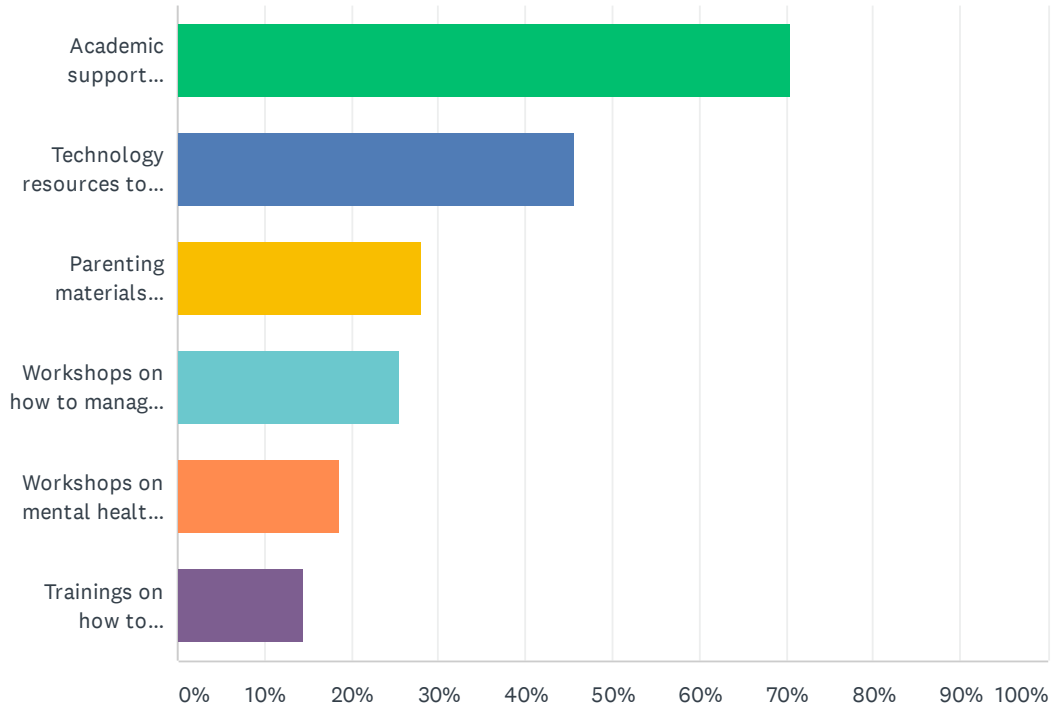
Answered: 9,252 Skipped: 1,217



ANSWER CHOICES	RESPONSES	
Often	47.50%	4,395
Sometimes	38.76%	3,586
Never	6.96%	644
Comments:	6.78%	627
TOTAL		9,252

Q16 What types of family engagement resources would you use if they were provided at your school?

Answered: 7,774 Skipped: 2,695



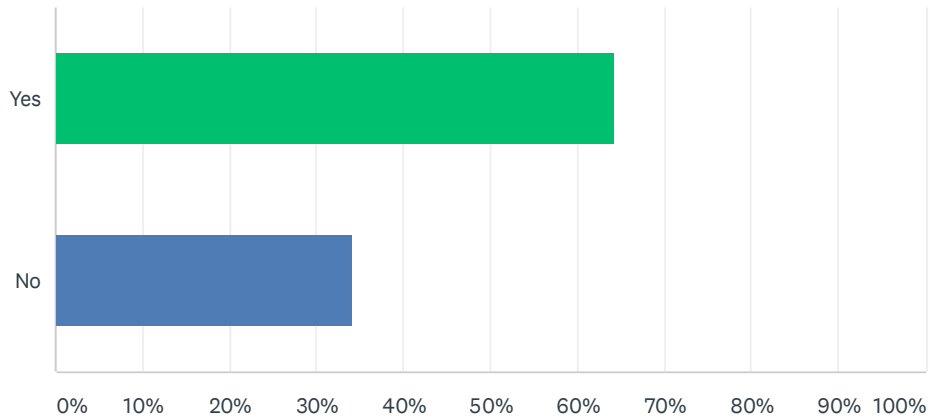
ANSWER CHOICES	RESPONSES	
Academic support materials for families to use at home	70.41%	5,474
Technology resources to support learning at home	45.68%	3,551
Parenting materials (articles and books for check out)	28.07%	2,182
Workshops on how to manage behaviors at home	25.60%	1,990
Workshops on mental health resources	18.64%	1,449
Trainings on how to participate in school decision-making committees	14.54%	1,130
Total Respondents: 7,774		

Q17 What can Brevard Public Schools do to ensure your child is successful in elementary school?

Answered: 4,406 Skipped: 6,063

Q18 Have you been given opportunities to provide input and feedback into school decisions (school improvement, Title I services, event planning, discipline)?

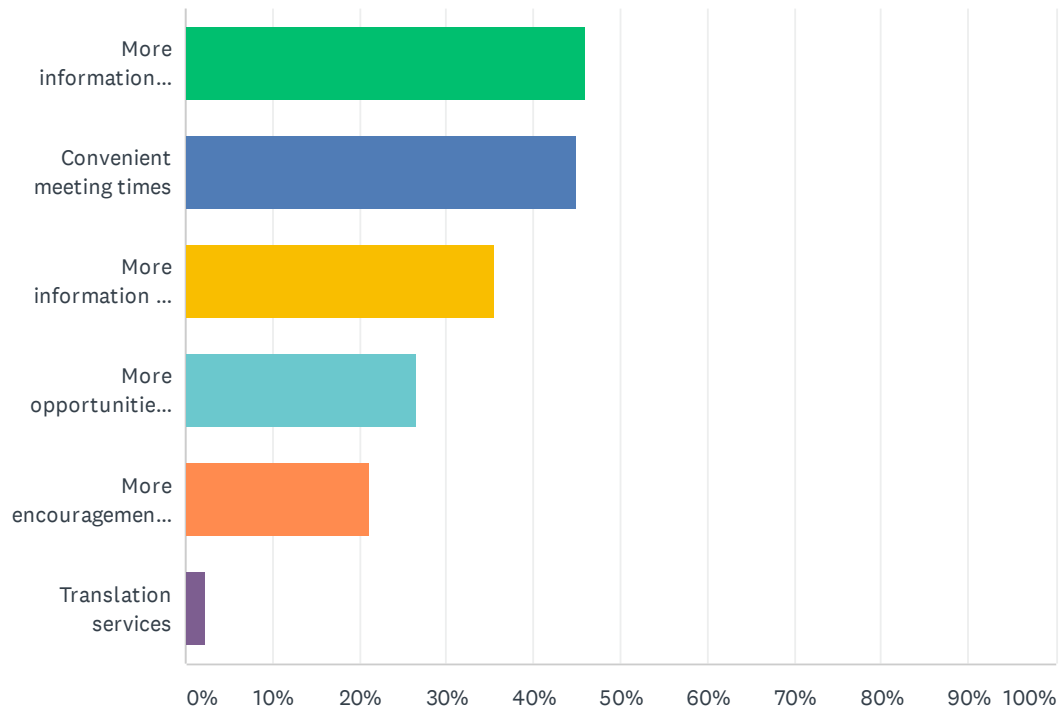
Answered: 8,928 Skipped: 1,541



ANSWER CHOICES	RESPONSES	
Yes	64.22%	5,734
No	34.14%	3,048
TOTAL		8,928

Q19 How could your school assist you in playing a more active role in school decision-making?

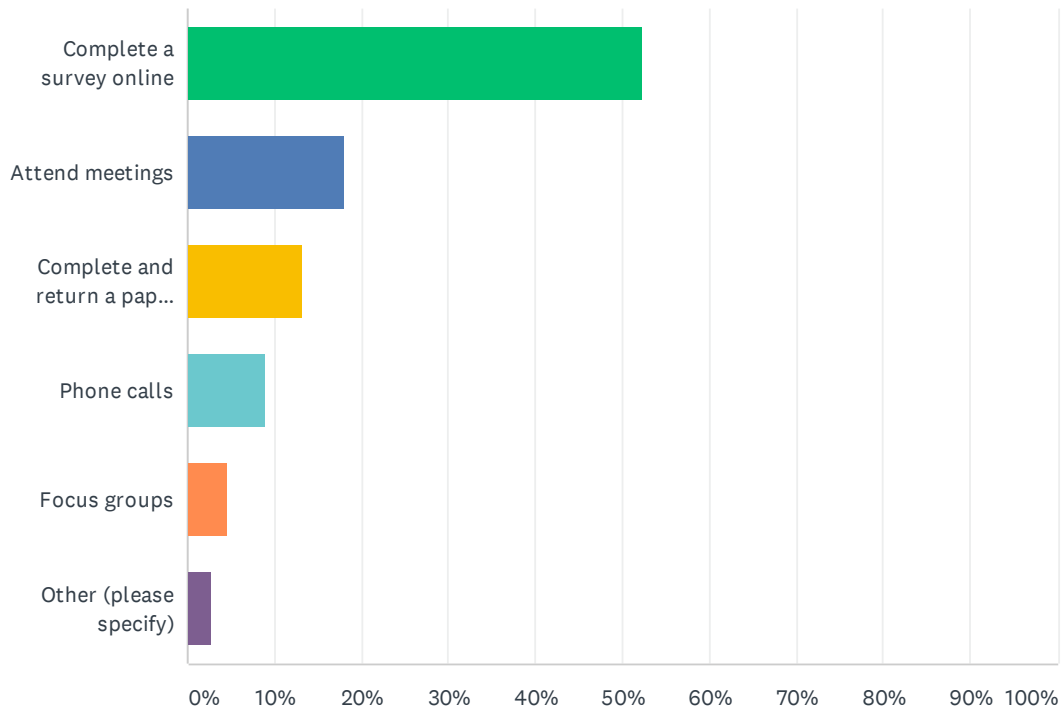
Answered: 7,610 Skipped: 2,859



ANSWER CHOICES	RESPONSES	
More information about school issues to be addressed	45.97%	3,498
Convenient meeting times	45.06%	3,429
More information on how to become engaged	35.48%	2,700
More opportunities to share my opinion about school issues	26.61%	2,025
More encouragement from the school to become engaged	21.13%	1,608
Translation services	2.21%	168
Total Respondents: 7,610		

Q20 What is the best way for you to provide input regarding your child's school?

Answered: 8,745 Skipped: 1,724



ANSWER CHOICES	RESPONSES	
Complete a survey online	52.37%	4,580
Attend meetings	17.98%	1,572
Complete and return a paper survey	13.25%	1,159
Phone calls	9.07%	793
Focus groups	4.64%	406
Other (please specify)	2.69%	235
TOTAL		8,745

Q21 What do you feel is working well at your child's school? (This is your chance to brag about your school and share what you like about it!)

Answered: 5,340 Skipped: 5,129

Q22 What do you feel is not working, difficult, and/or needs improvement at your child's school? (This is your chance to tell us what you would like to see changed.)

Answered: 4,632 Skipped: 5,837