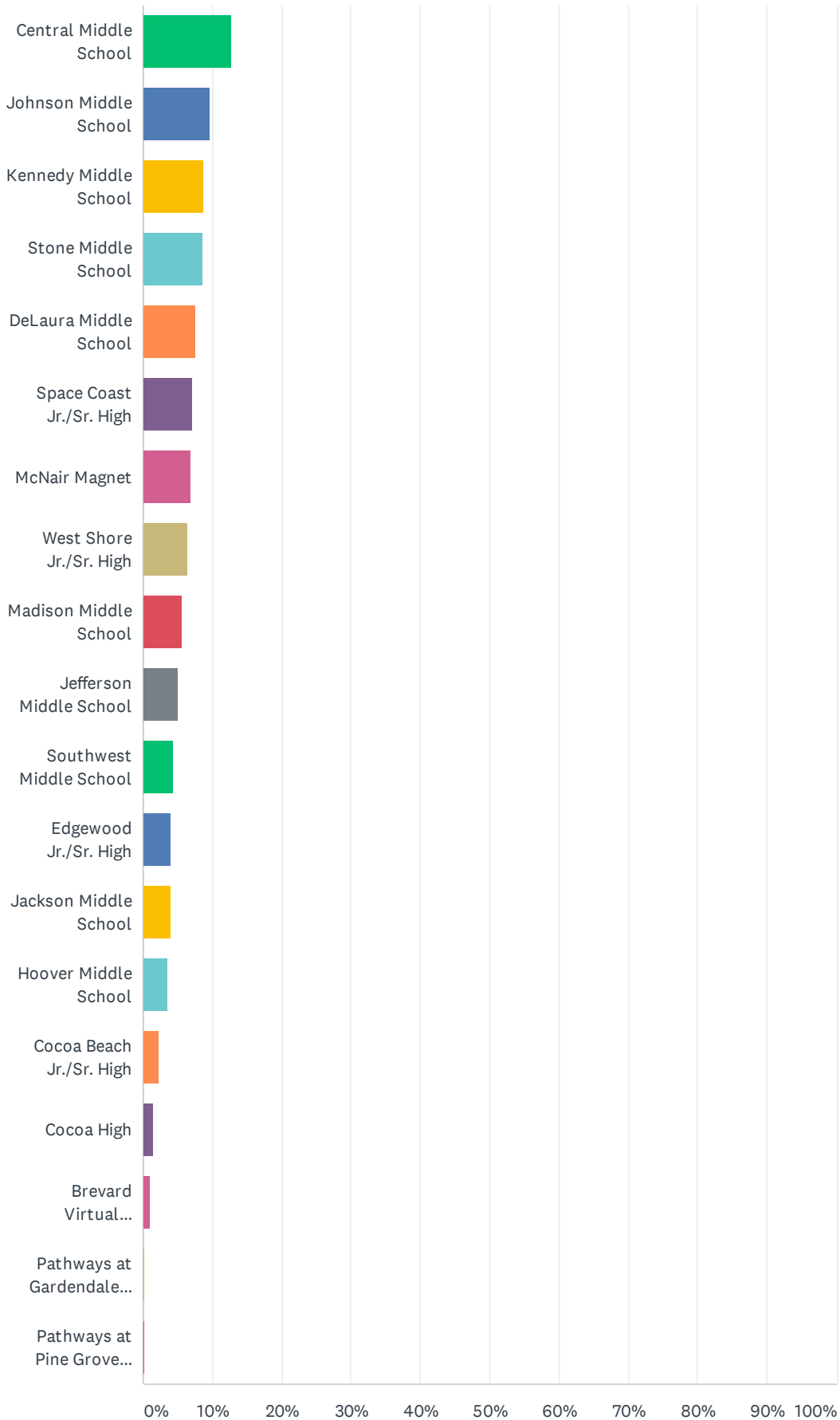


Q1 What school does your child attend?

Answered: 2,245 Skipped: 0

Brevard Public Schools Middle School Parent Survey 2019-2020

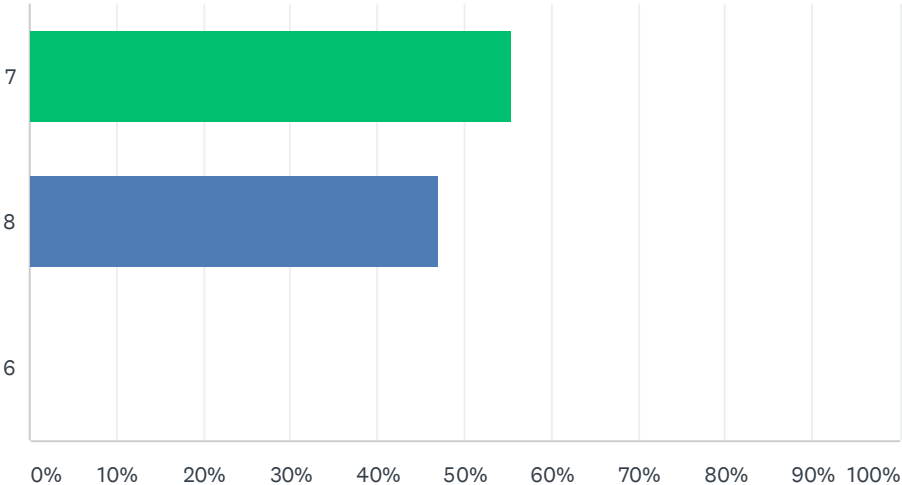


Brevard Public Schools Middle School Parent Survey 2019-2020

ANSWER CHOICES	RESPONSES	
Central Middle School	12.83%	288
Johnson Middle School	9.67%	217
Kennedy Middle School	8.82%	198
Stone Middle School	8.60%	193
DeLaura Middle School	7.57%	170
Space Coast Jr./Sr. High	7.22%	162
McNair Magnet	6.90%	155
West Shore Jr./Sr. High	6.50%	146
Madison Middle School	5.66%	127
Jefferson Middle School	4.94%	111
Southwest Middle School	4.45%	100
Edgewood Jr./Sr. High	4.05%	91
Jackson Middle School	3.92%	88
Hoover Middle School	3.47%	78
Cocoa Beach Jr./Sr. High	2.41%	54
Cocoa High	1.51%	34
Brevard Virtual Instruction Program (BVIP)	1.07%	24
Pathways at Gardendale (North/Central Area Alternative Center)	0.27%	6
Pathways at Pine Grove (South Area Alternative Center)	0.13%	3
TOTAL		2,245

Q2 What is your child's current grade level?

Answered: 2,245 Skipped: 0

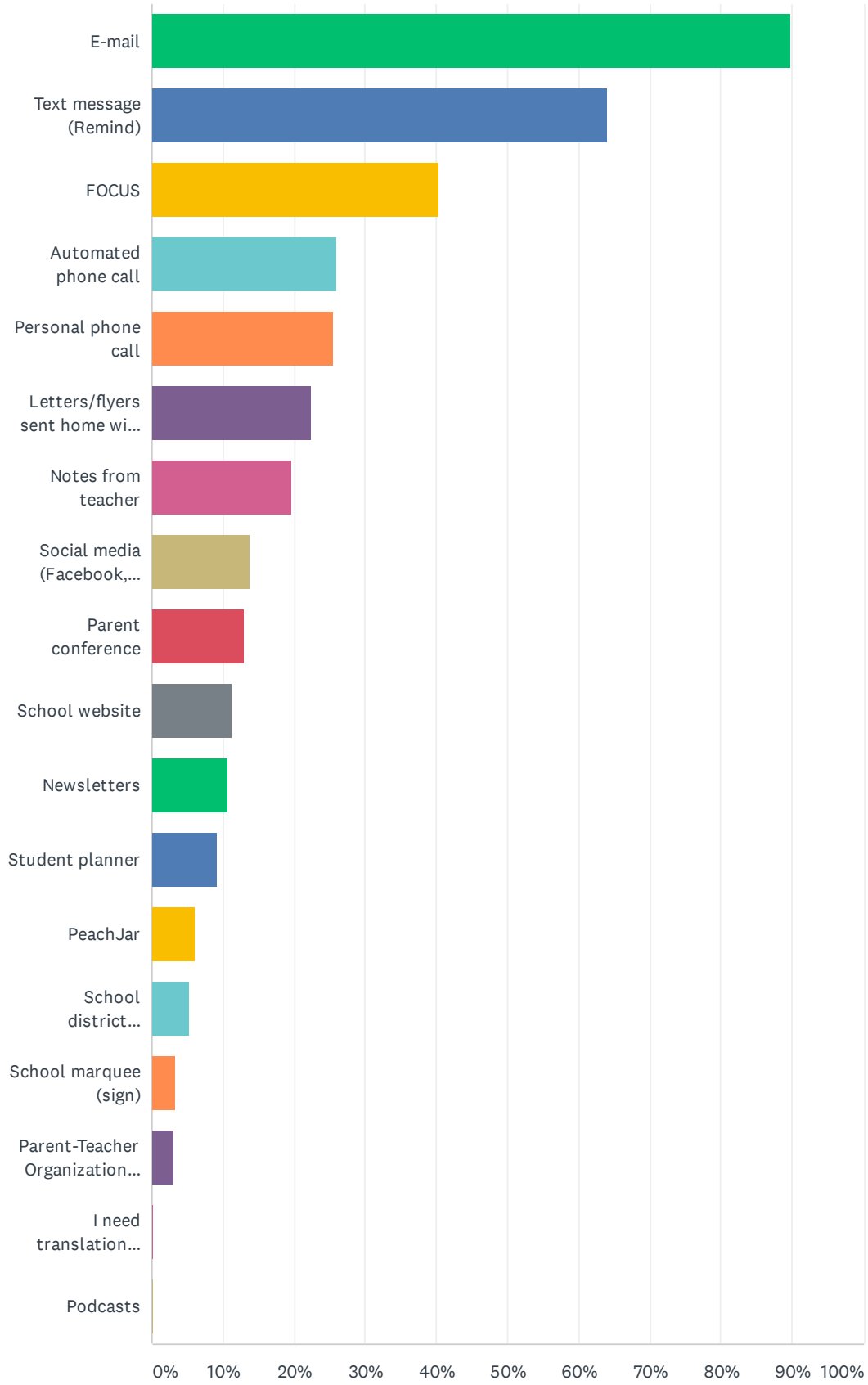


ANSWER CHOICES	RESPONSES	
7	55.37%	1,243
8	47.04%	1,056
6	0.00%	0
Total Respondents: 2,245		

Q3 What is the best way for us to get important information regarding school events or your child's progress to you? (Check all that apply)

Answered: 2,238 Skipped: 7

Brevard Public Schools Middle School Parent Survey 2019-2020

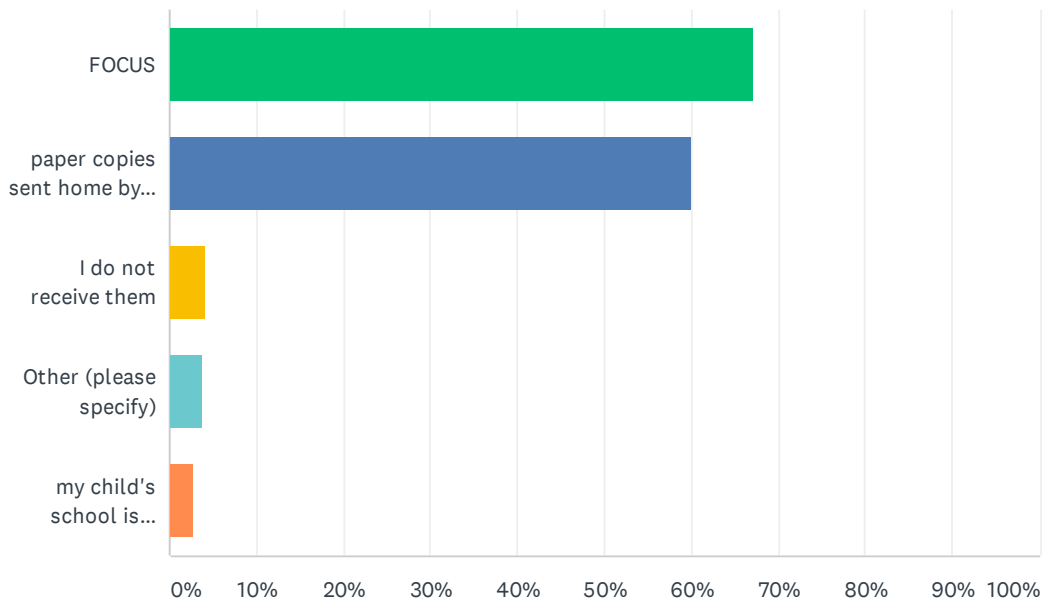


Brevard Public Schools Middle School Parent Survey 2019-2020

ANSWER CHOICES	RESPONSES	
E-mail	89.77%	2,009
Text message (Remind)	63.99%	1,432
FOCUS	40.30%	902
Automated phone call	26.01%	582
Personal phone call	25.60%	573
Letters/flyers sent home with students	22.48%	503
Notes from teacher	19.62%	439
Social media (Facebook, Twitter)	13.76%	308
Parent conference	12.87%	288
School website	11.26%	252
Newsletters	10.77%	241
Student planner	9.16%	205
PeachJar	6.17%	138
School district website	5.14%	115
School marquee (sign)	3.44%	77
Parent-Teacher Organization (PTO/PTA)	3.08%	69
I need translation assistance	0.31%	7
Podcasts	0.13%	3
Total Respondents: 2,238		

Q4 How do you receive interim reports and report cards?

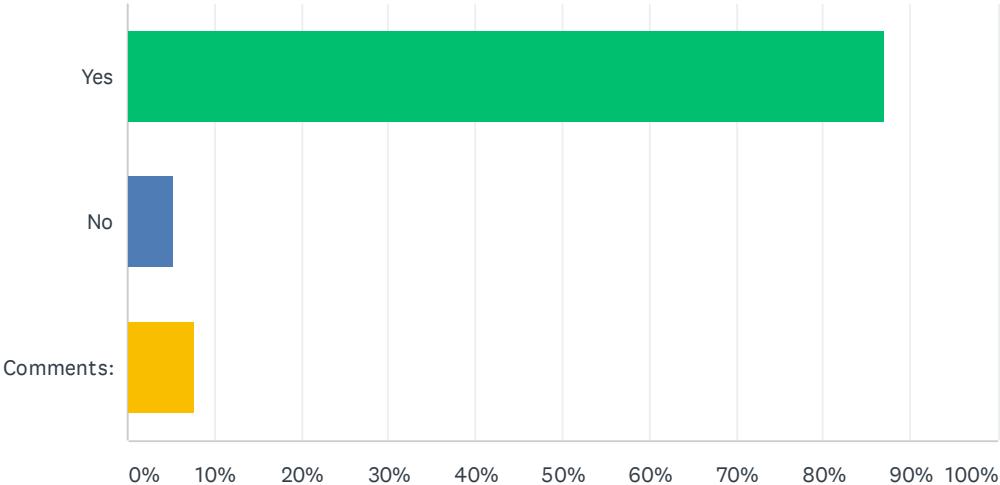
Answered: 2,233 Skipped: 12



ANSWER CHOICES	RESPONSES	
FOCUS	67.22%	1,501
paper copies sent home by the school	59.96%	1,339
I do not receive them	4.21%	94
Other (please specify)	3.85%	86
my child's school is paperless	2.69%	60
Total Respondents: 2,233		

Q5 Do you feel welcome at your child's school?

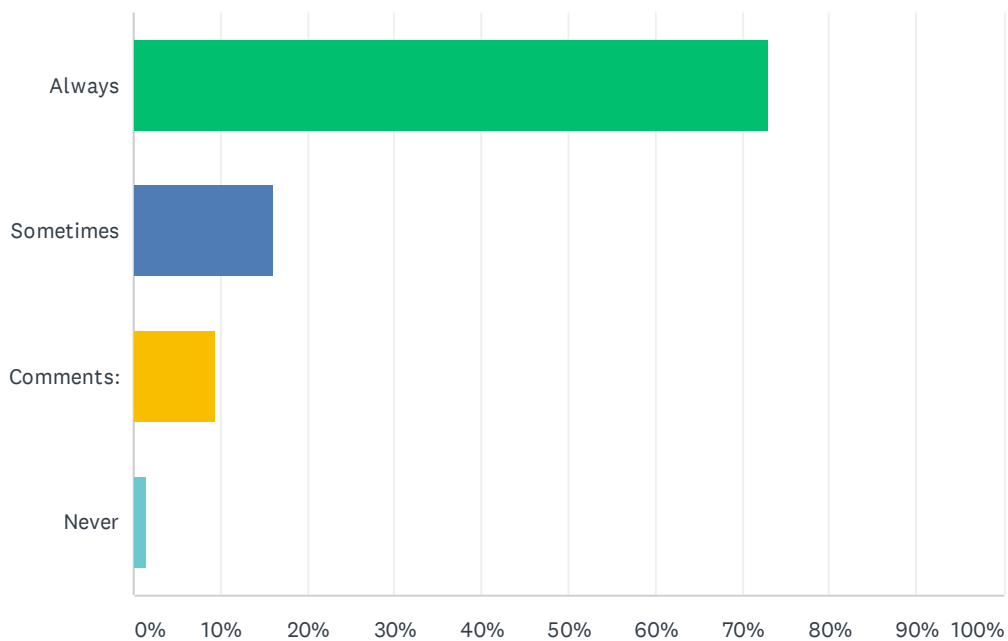
Answered: 2,168 Skipped: 77



ANSWER CHOICES	RESPONSES	
Yes	87.04%	1,887
No	5.21%	113
Comments:	7.75%	168
TOTAL		2,168

Q6 The office staff at my school is polite and is helpful in answering my questions or concerns.

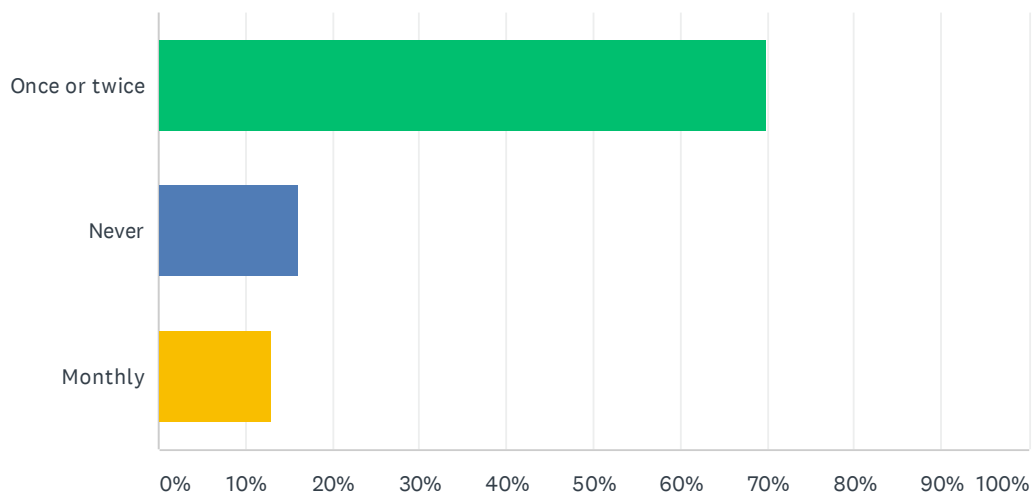
Answered: 2,171 Skipped: 74



ANSWER CHOICES	RESPONSES	
Always	72.96%	1,584
Sometimes	16.03%	348
Comments:	9.49%	206
Never	1.52%	33
TOTAL		2,171

Q7 In the past year, how often did you attend a parent meeting or event at your child's school that supported your child's academic success?

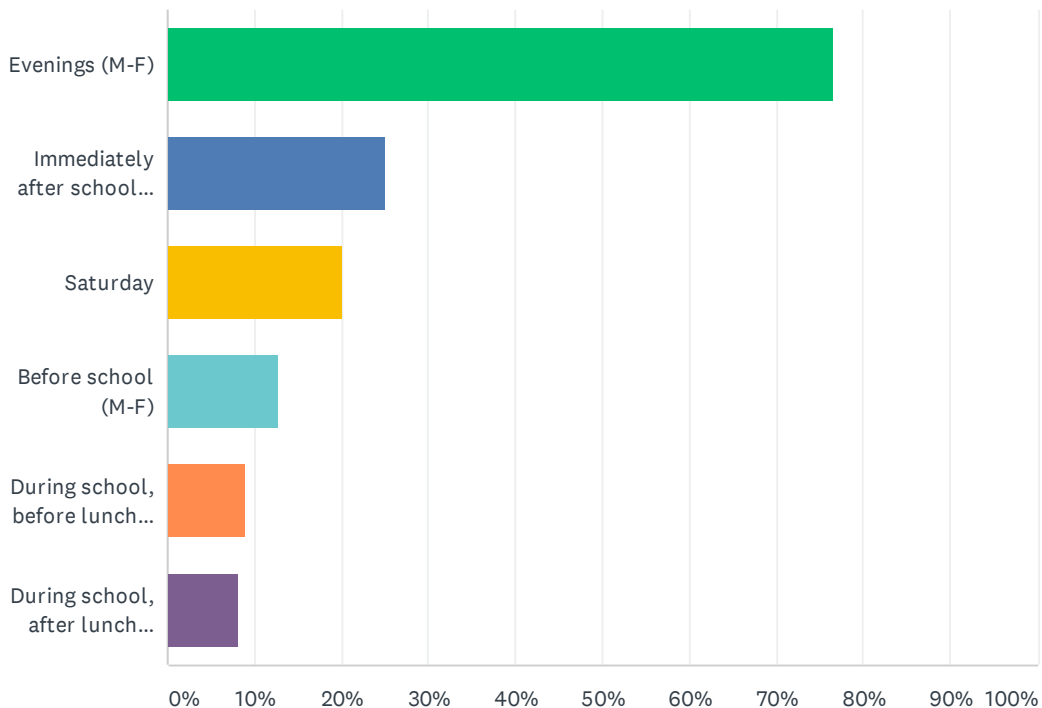
Answered: 2,172 Skipped: 73



ANSWER CHOICES	RESPONSES	
Once or twice	69.89%	1,518
Never	16.16%	351
Monthly	13.03%	283
TOTAL		2,172

Q8 When is the best time for you to attend a school event for families?

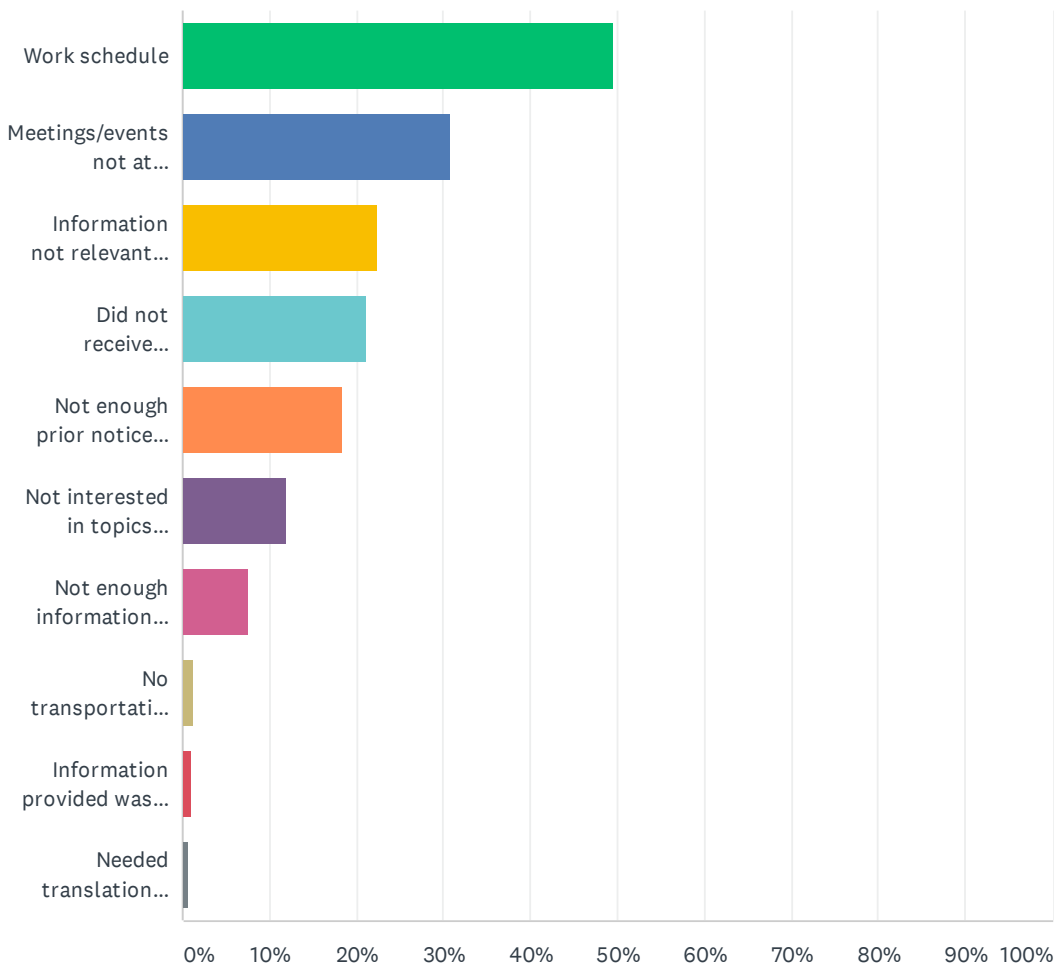
Answered: 2,162 Skipped: 83



ANSWER CHOICES	RESPONSES	
Evenings (M-F)	76.50%	1,654
Immediately after school (M-F)	25.12%	543
Saturday	19.98%	432
Before school (M-F)	12.77%	276
During school, before lunch (M-F)	9.02%	195
During school, after lunch (M-F)	8.14%	176
Total Respondents: 2,162		

Q9 If you were unable to attend informational meetings or academic events, please share why. (Check all that apply)

Answered: 1,771 Skipped: 474

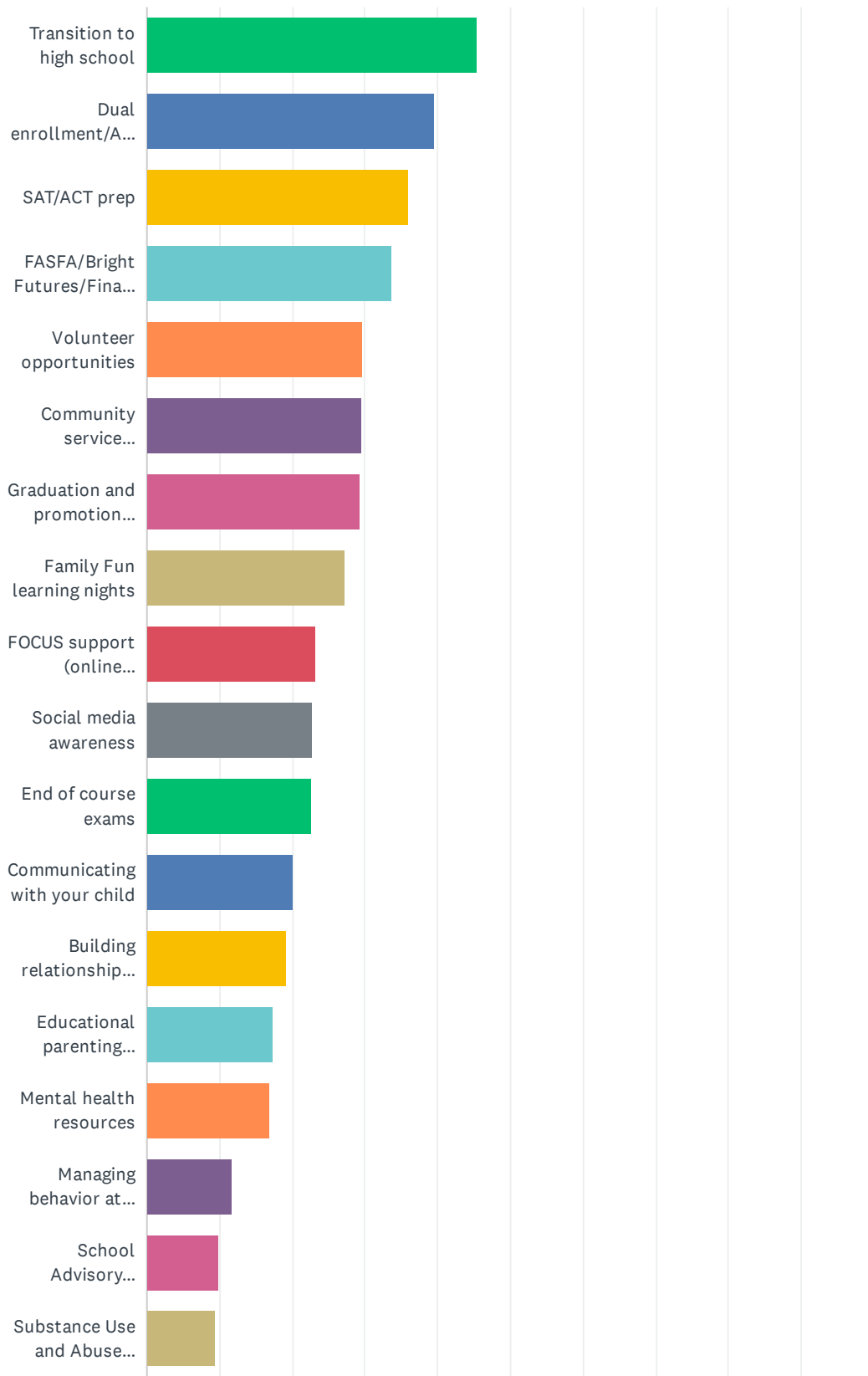


Brevard Public Schools Middle School Parent Survey 2019-2020

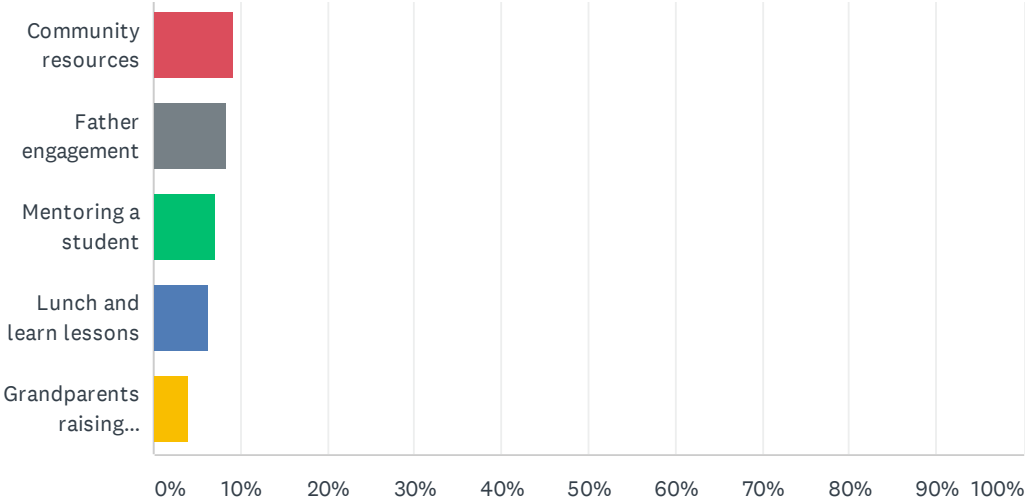
ANSWER CHOICES	RESPONSES	
Work schedule	49.58%	878
Meetings/events not at convenient times	30.66%	543
Information not relevant to me/my child	22.42%	397
Did not receive information about meetings/events	21.23%	376
Not enough prior notice provided	18.46%	327
Not interested in topics presented	11.91%	211
Not enough information provided	7.62%	135
No transportation to get to meetings/events	1.30%	23
Information provided was difficult to understand	1.13%	20
Needed translation services	0.56%	10
Total Respondents: 1,771		

Q10 Which of the following informational meetings and activities would you be interested in participating in or attending? (Check all that apply)

Answered: 1,830 Skipped: 415



Brevard Public Schools Middle School Parent Survey 2019-2020



Brevard Public Schools Middle School Parent Survey 2019-2020

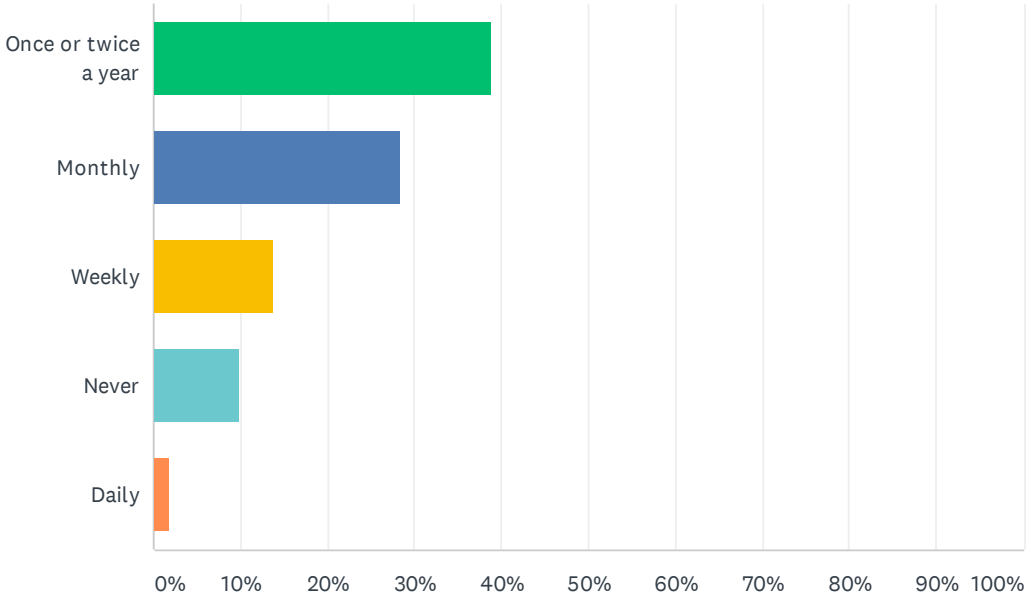
ANSWER CHOICES	RESPONSES	
Transition to high school	45.41%	831
Dual enrollment/Advanced Placement courses	39.51%	723
SAT/ACT prep	36.07%	660
FASFA/Bright Futures/Financial aid options	33.66%	616
Volunteer opportunities	29.78%	545
Community service projects with staff/students	29.51%	540
Graduation and promotion requirements	29.23%	535
Family Fun learning nights	27.16%	497
FOCUS support (online gradebook, absences and teacher webpages)	23.17%	424
Social media awareness	22.73%	416
End of course exams	22.62%	414
Communicating with your child	20.05%	367
Building relationships with your child	19.29%	353
Educational parenting workshops/classes	17.38%	318
Mental health resources	16.94%	310
Managing behavior at home	11.69%	214
School Advisory Council (SAC) or Parent Teacher Organization (PTO)	9.84%	180
Substance Use and Abuse (alcohol, street drugs, vaping, prescription drugs)	9.45%	173
Community resources	9.13%	167
Father engagement	8.31%	152
Mentoring a student	7.05%	129
Lunch and learn lessons	6.17%	113
Grandparents raising grandchildren	3.88%	71
Total Respondents: 1,830		

Q11 In what ways can family engagement be strengthened at your child's school?

Answered: 765 Skipped: 1,480

Q12 How often do you communicate with your child's teachers?

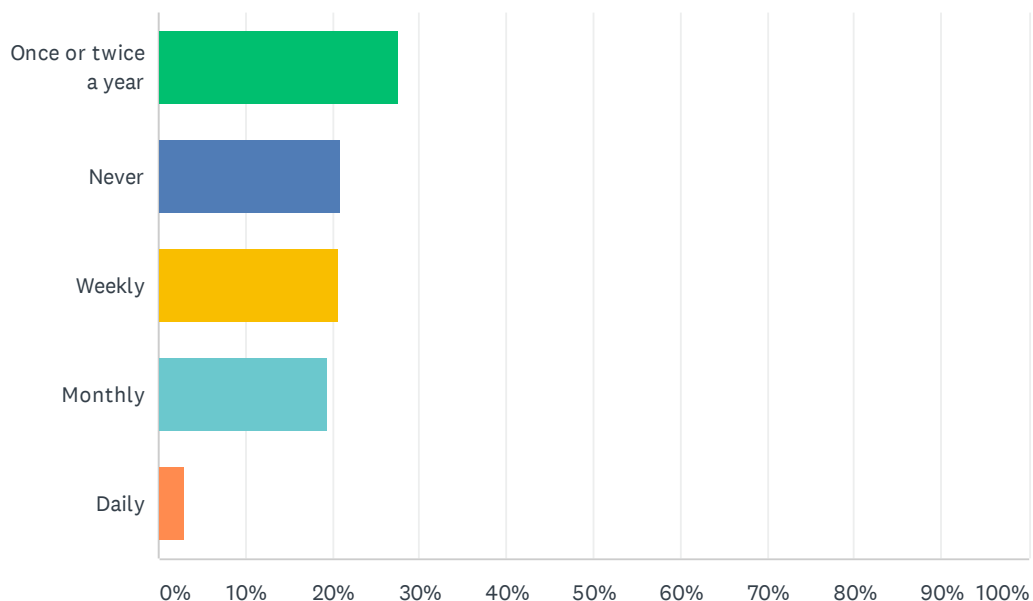
Answered: 2,021 Skipped: 224



ANSWER CHOICES	RESPONSES	
Once or twice a year	38.84%	785
Monthly	28.50%	576
Weekly	13.71%	277
Never	9.80%	198
Daily	1.78%	36
TOTAL		2,021

Q13 How often do your child's teachers communicate with you about your child's progress?

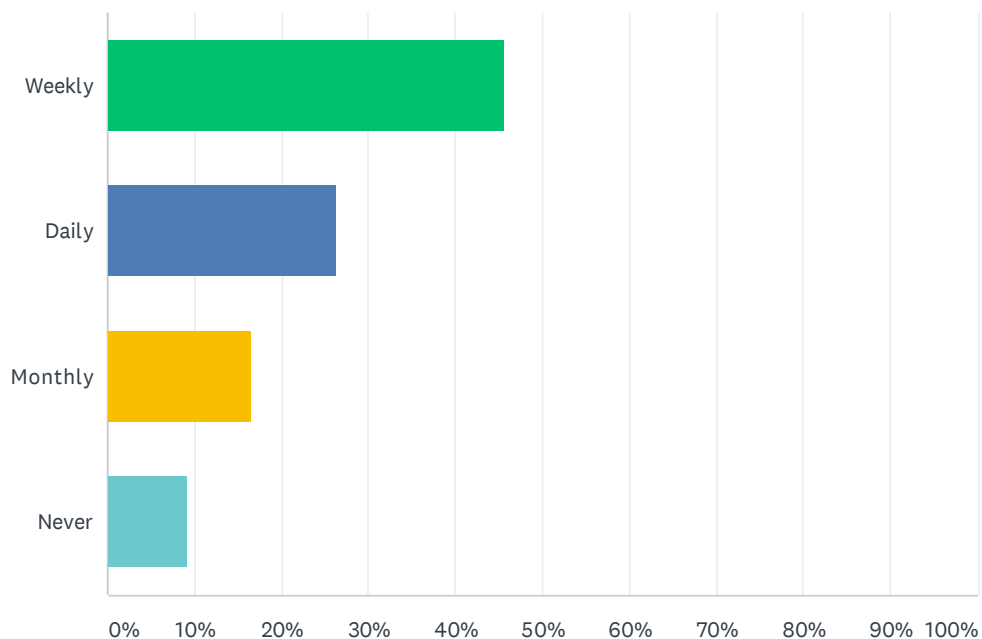
Answered: 2,017 Skipped: 228



ANSWER CHOICES	RESPONSES	
Once or twice a year	27.66%	558
Never	20.92%	422
Weekly	20.72%	418
Monthly	19.48%	393
Daily	2.83%	57
TOTAL		2,017

Q14 How often do you access your child's grades and attendance information through FOCUS?

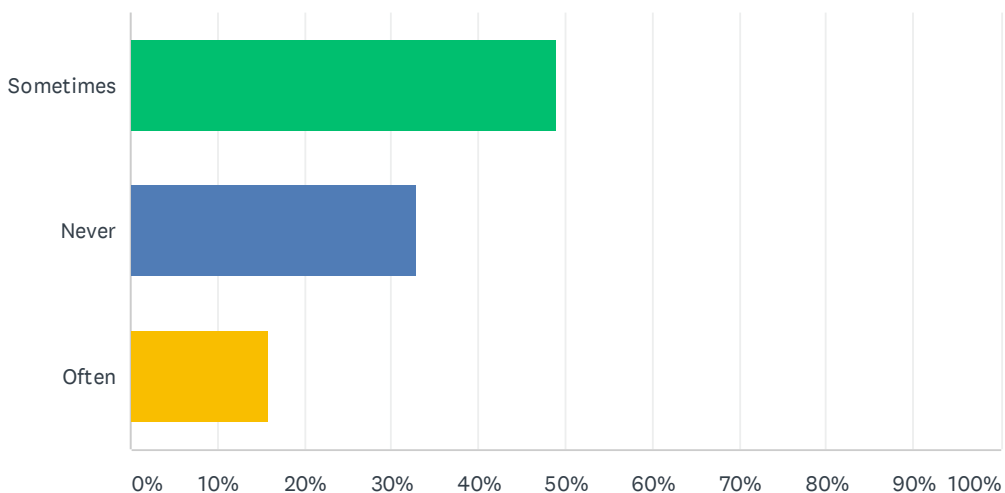
Answered: 2,022 Skipped: 223



ANSWER CHOICES	RESPONSES	
Weekly	45.70%	924
Daily	26.26%	531
Monthly	16.62%	336
Never	9.15%	185
TOTAL		2,022

Q15 How often does your child's school or teachers provide you with information about ways you can help your child's learning at home?

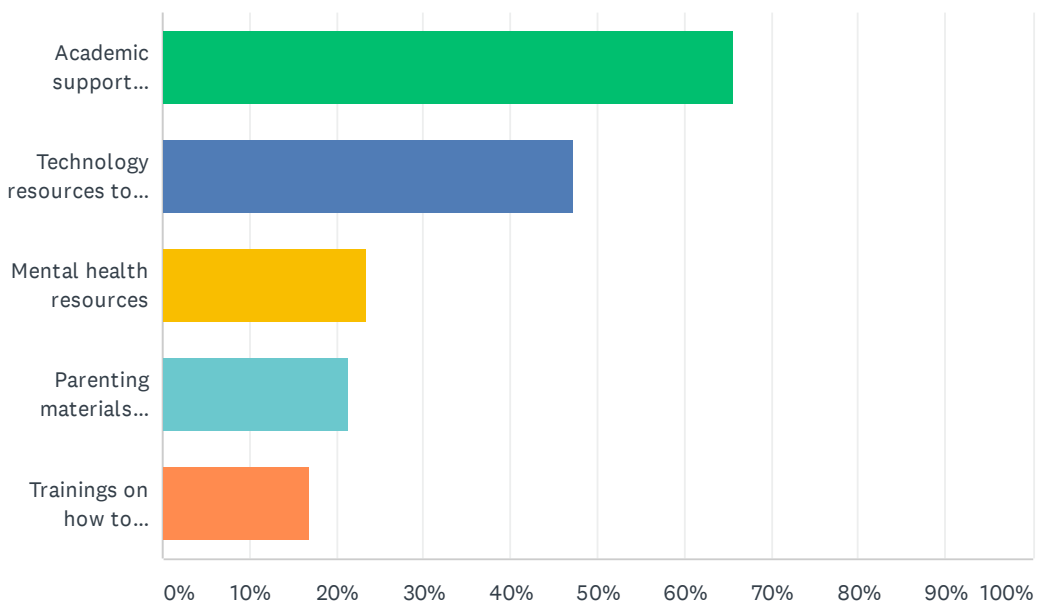
Answered: 1,951 Skipped: 294



ANSWER CHOICES		RESPONSES	
Sometimes		49.00%	956
Never		32.80%	640
Often		15.99%	312
TOTAL	TOTAL		1,951

Q16 What types of family engagement resources would you use if they were provided at your school?

Answered: 1,577 Skipped: 668



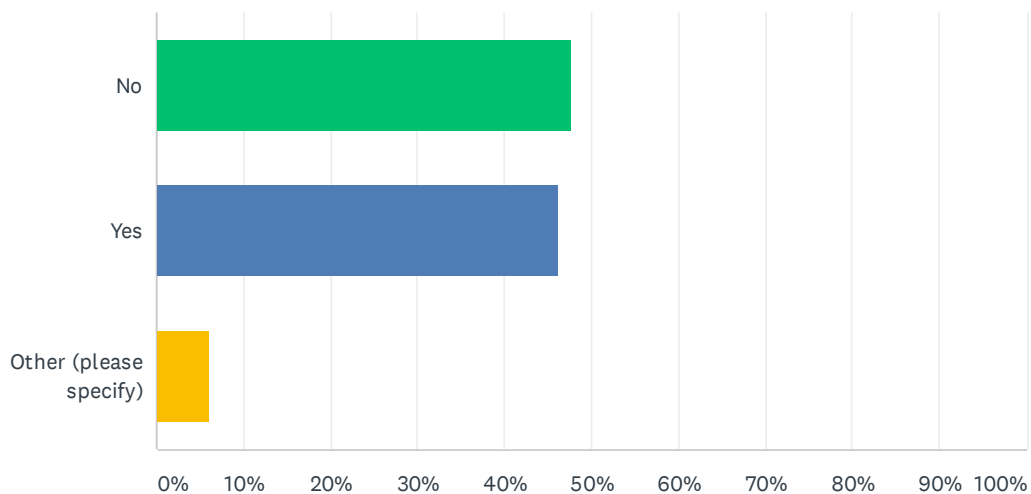
ANSWER CHOICES	RESPONSES	
Academic support materials for families to use at home	65.69%	1,036
Technology resources to support learning at home	47.18%	744
Mental health resources	23.40%	369
Parenting materials (books and articles for check out)	21.31%	336
Trainings on how to participate in school decision-making committees	16.93%	267
Total Respondents: 1,577		

Q17 What support do you need from the school to ensure your child's success in middle school?

Answered: 968 Skipped: 1,277

Q18 Have you been given opportunities to provide input and feedback into school decisions (school improvement, Title I services, event planning, discipline)?

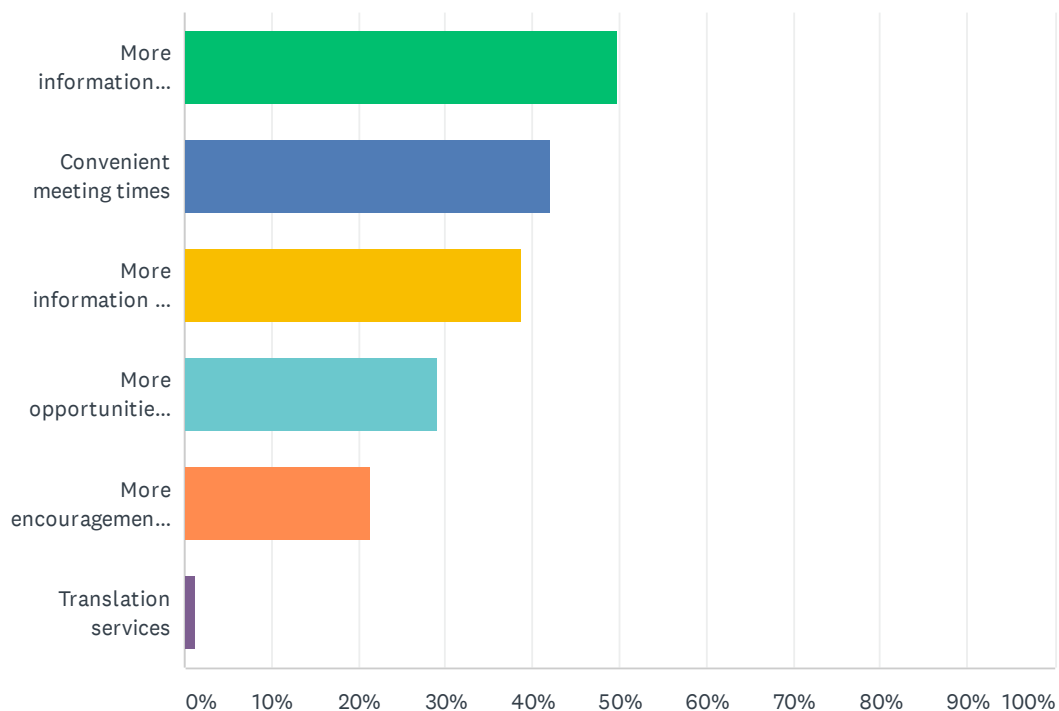
Answered: 1,875 Skipped: 370



ANSWER CHOICES	RESPONSES
No	47.79% 896
Yes	46.19% 866
Other (please specify)	6.03% 113
TOTAL	1,875

Q19 How could your school assist you in playing a more active role in school decision-making?

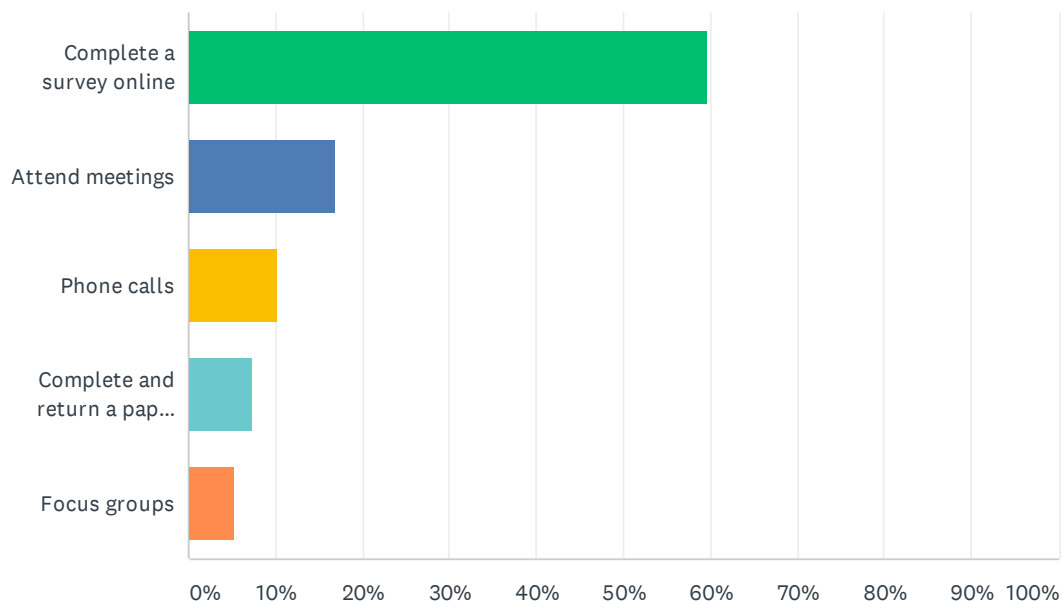
Answered: 1,572 Skipped: 673



ANSWER CHOICES	RESPONSES	
More information about school issues to be addressed	49.87%	784
Convenient meeting times	42.11%	662
More information on how to become engaged	38.80%	610
More opportunities to share my opinion about school issues	29.07%	457
More encouragement from the school to become engaged	21.44%	337
Translation services	1.21%	19
Total Respondents: 1,572		

Q20 What is the best way for you to provide input regarding your child's school?

Answered: 1,848 Skipped: 397



ANSWER CHOICES	RESPONSES	
Complete a survey online	59.52%	1,100
Attend meetings	16.99%	314
Phone calls	10.23%	189
Complete and return a paper survey	7.25%	134
Focus groups	5.25%	97
TOTAL		1,848

Q21 What do you feel is working well at your child's school? (This is your chance to brag about your school and share what you like about it!)

Answered: 1,132 Skipped: 1,113

Q22 What do you feel is not working, difficult, and/or needs improvement at your child's school? (This is your chance to tell us what you would like to see change.)

Answered: 1,039 Skipped: 1,206