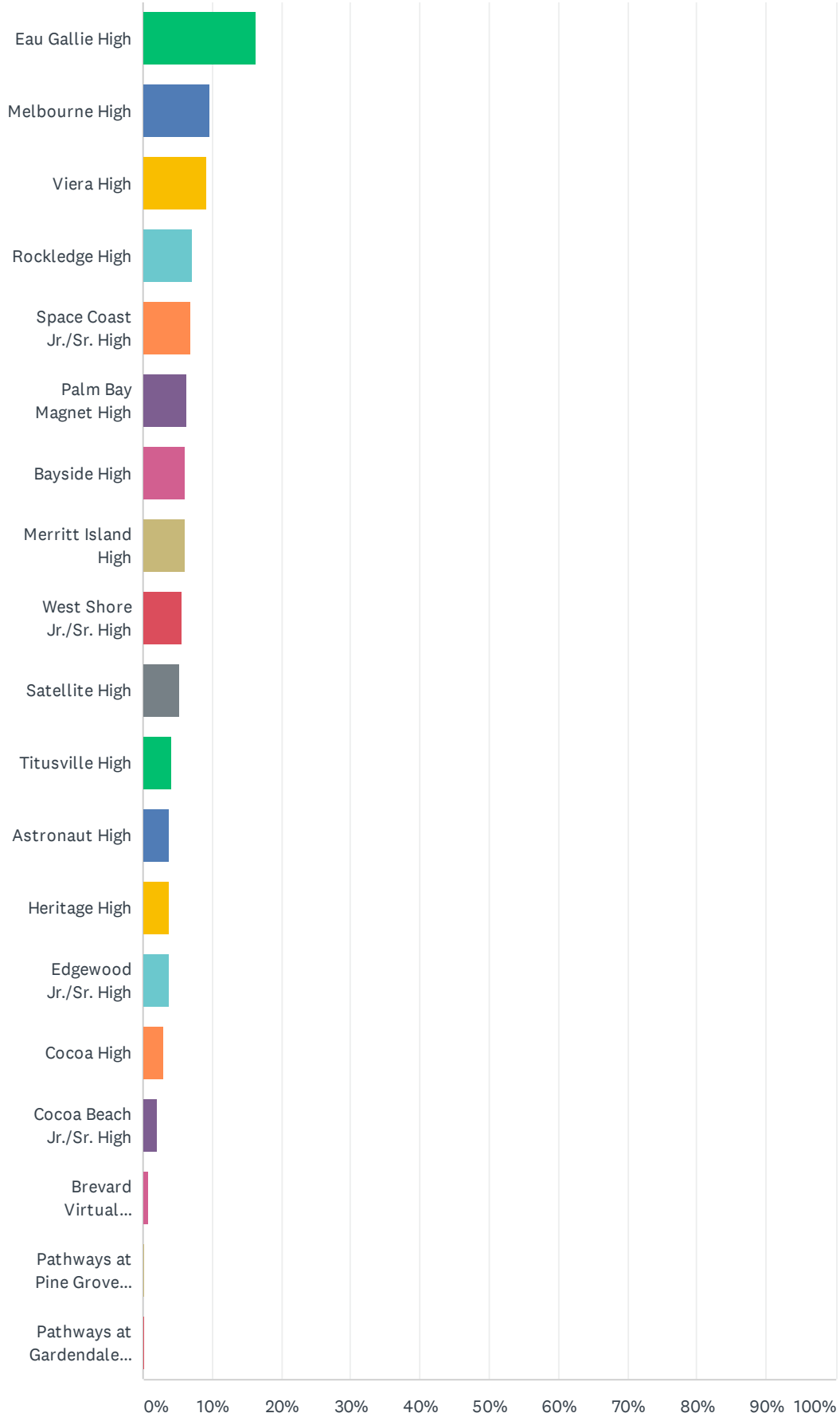


Q1 What school does your child attend?

Answered: 3,814 Skipped: 0

Brevard Public Schools High School Parent Survey 2019-2020

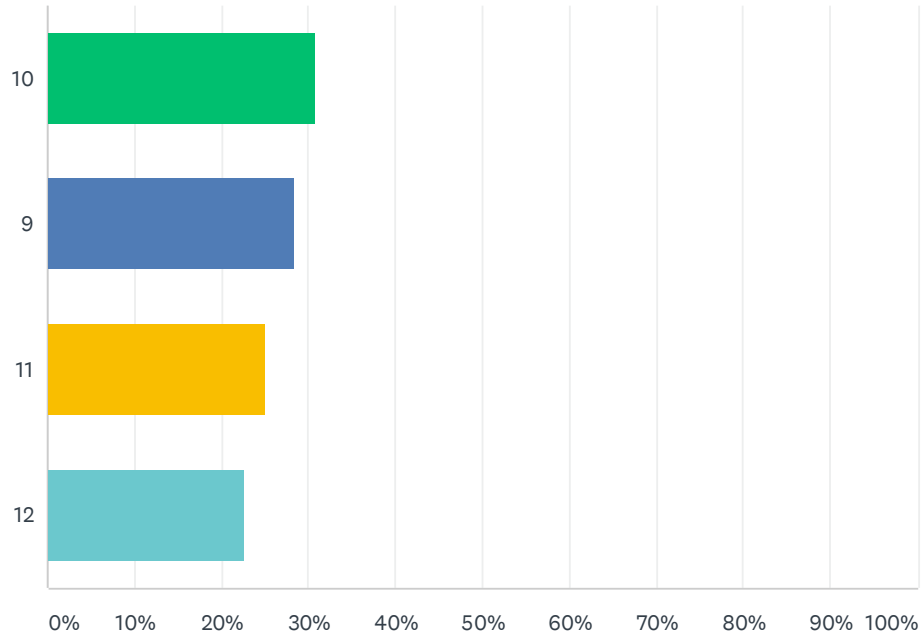


Brevard Public Schools High School Parent Survey 2019-2020

ANSWER CHOICES	RESPONSES	
Eau Gallie High	16.31%	622
Melbourne High	9.70%	370
Viera High	9.31%	355
Rockledge High	7.13%	272
Space Coast Jr./Sr. High	6.84%	261
Palm Bay Magnet High	6.24%	238
Bayside High	6.03%	230
Merritt Island High	6.03%	230
West Shore Jr./Sr. High	5.72%	218
Satellite High	5.27%	201
Titusville High	4.12%	157
Astronaut High	3.85%	147
Heritage High	3.78%	144
Edgewood Jr./Sr. High	3.70%	141
Cocoa High	2.86%	109
Cocoa Beach Jr./Sr. High	2.12%	81
Brevard Virtual Instruction Program (BVIP)	0.76%	29
Pathways at Pine Grove (South Area Alternative Center)	0.13%	5
Pathways at Gardendale (North/Central Area Alternative Center)	0.10%	4
TOTAL		3,814

Q2 What is your child's current grade level?

Answered: 3,814 Skipped: 0

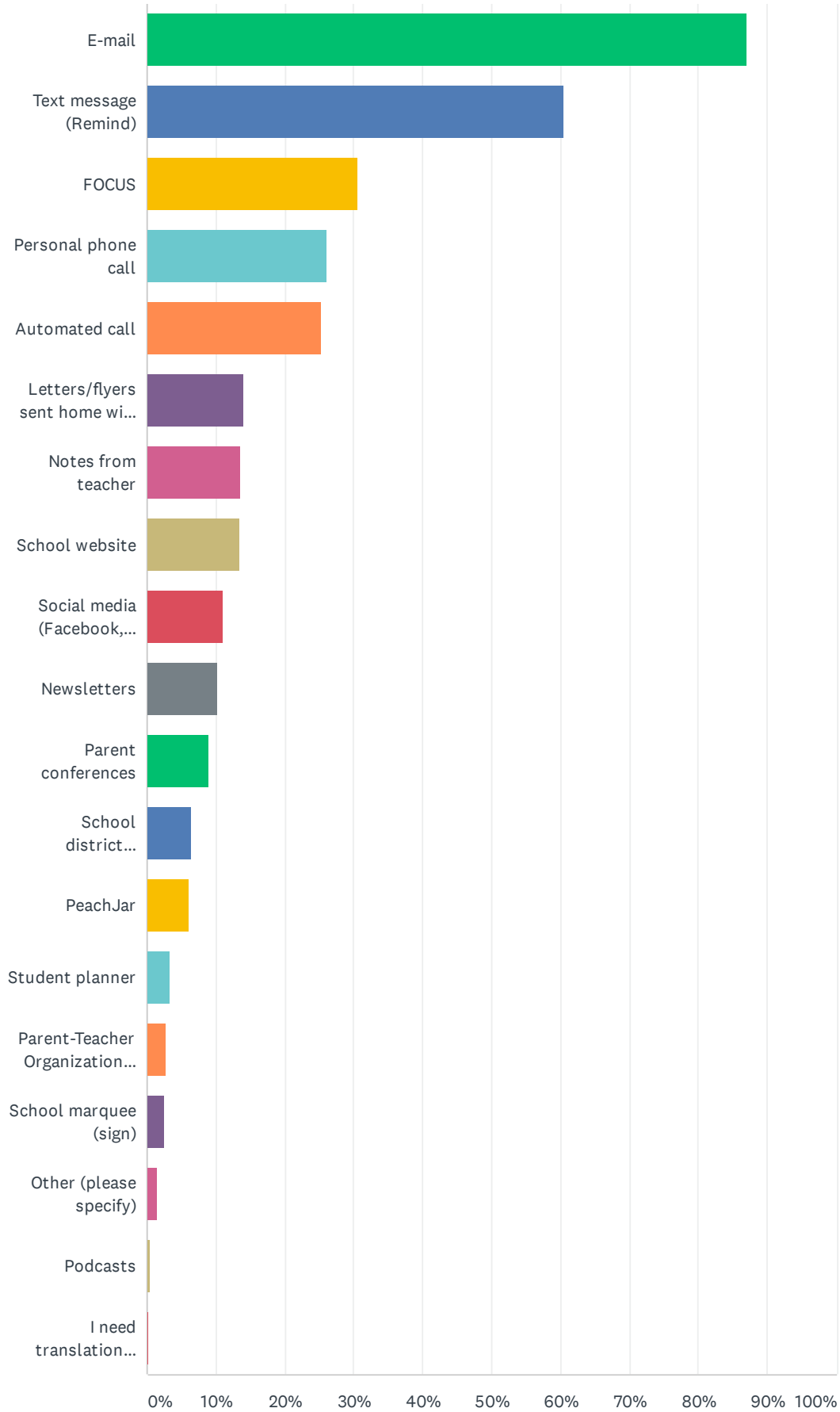


ANSWER CHOICES	RESPONSES	
10	30.68%	1,170
9	28.47%	1,086
11	25.12%	958
12	22.52%	859
Total Respondents: 3,814		

Q3 What is the best way for us to get important information regarding school events or your child's progress to you? (Check all that apply)

Answered: 3,801 Skipped: 13

Brevard Public Schools High School Parent Survey 2019-2020

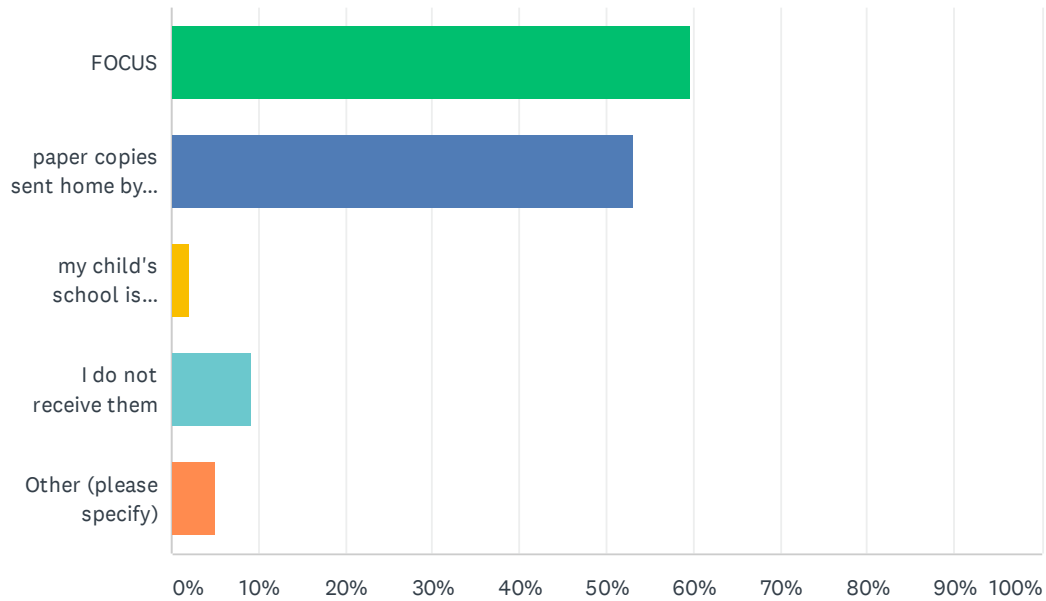


Brevard Public Schools High School Parent Survey 2019-2020

ANSWER CHOICES	RESPONSES	
E-mail	87.08%	3,310
Text message (Remind)	60.43%	2,297
FOCUS	30.60%	1,163
Personal phone call	26.12%	993
Automated call	25.31%	962
Letters/flyers sent home with students	13.94%	530
Notes from teacher	13.60%	517
School website	13.36%	508
Social media (Facebook, Twitter)	11.15%	424
Newsletters	10.31%	392
Parent conferences	9.05%	344
School district website	6.50%	247
PeachJar	6.05%	230
Student planner	3.34%	127
Parent-Teacher Organization (PTO/PTA)	2.66%	101
School marquee (sign)	2.42%	92
Other (please specify)	1.45%	55
Podcasts	0.32%	12
I need translation assistance	0.29%	11
Total Respondents: 3,801		

Q4 How do you receive interim reports and report cards?

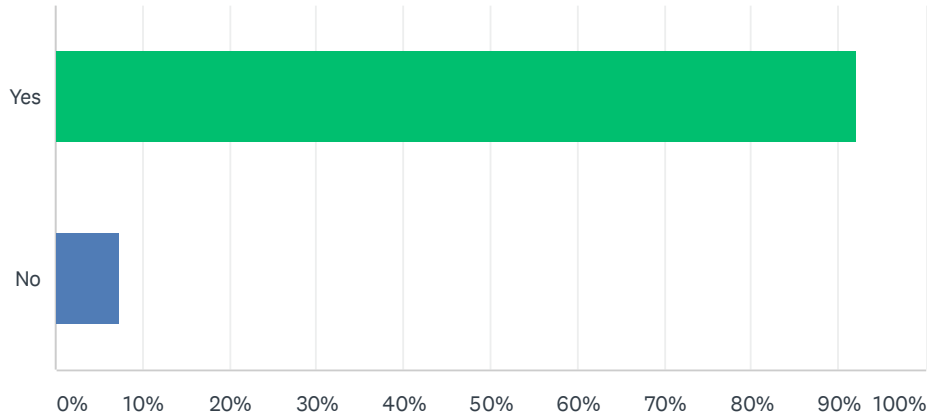
Answered: 3,792 Skipped: 22



ANSWER CHOICES	RESPONSES
FOCUS	59.70% 2,264
paper copies sent home by the school	53.16% 2,016
my child's school is paperless	2.14% 81
I do not receive them	9.18% 348
Other (please specify)	5.09% 193
Total Respondents: 3,792	

Q5 Do you feel welcome at your child's school?

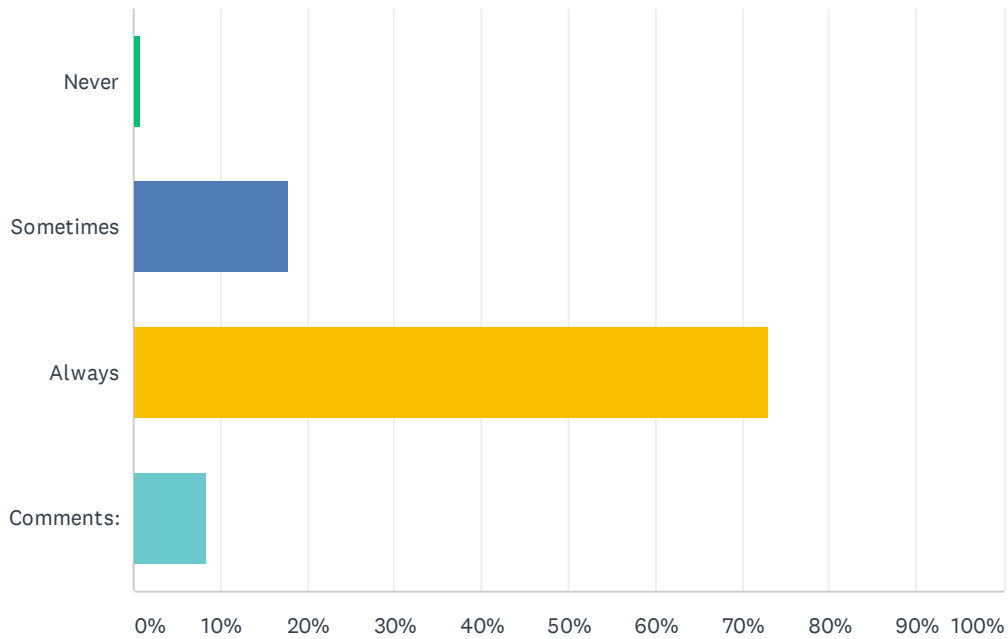
Answered: 3,626 Skipped: 188



ANSWER CHOICES	RESPONSES	
Yes	92.03%	3,337
No	7.36%	267
TOTAL		3,626

Q6 The office staff at my school is polite and is helpful in answering my questions or concerns.

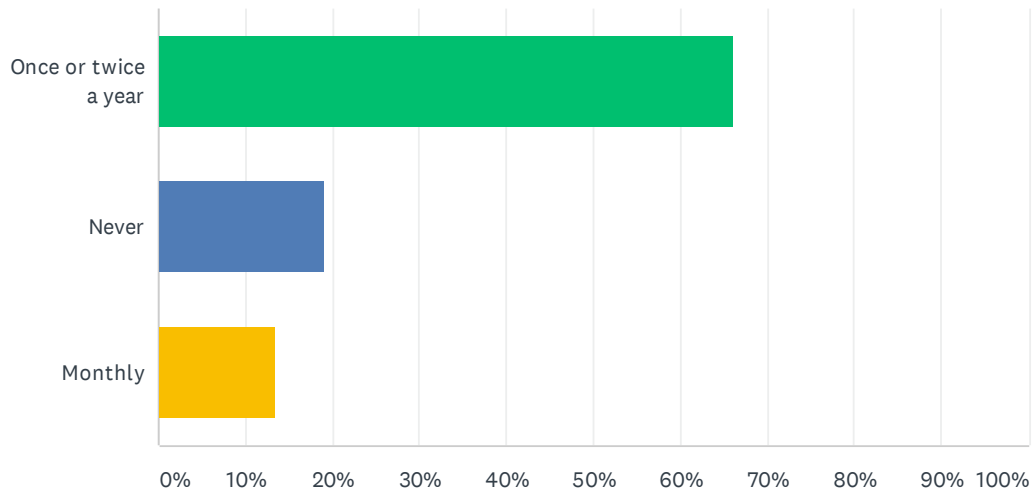
Answered: 3,629 Skipped: 185



ANSWER CHOICES	RESPONSES	
Never	0.88%	32
Sometimes	17.80%	646
Always	72.91%	2,646
Comments:	8.40%	305
TOTAL		3,629

Q7 In the past year, how often did you attend a parent meeting or event at your child's school that supported your child's academic success?

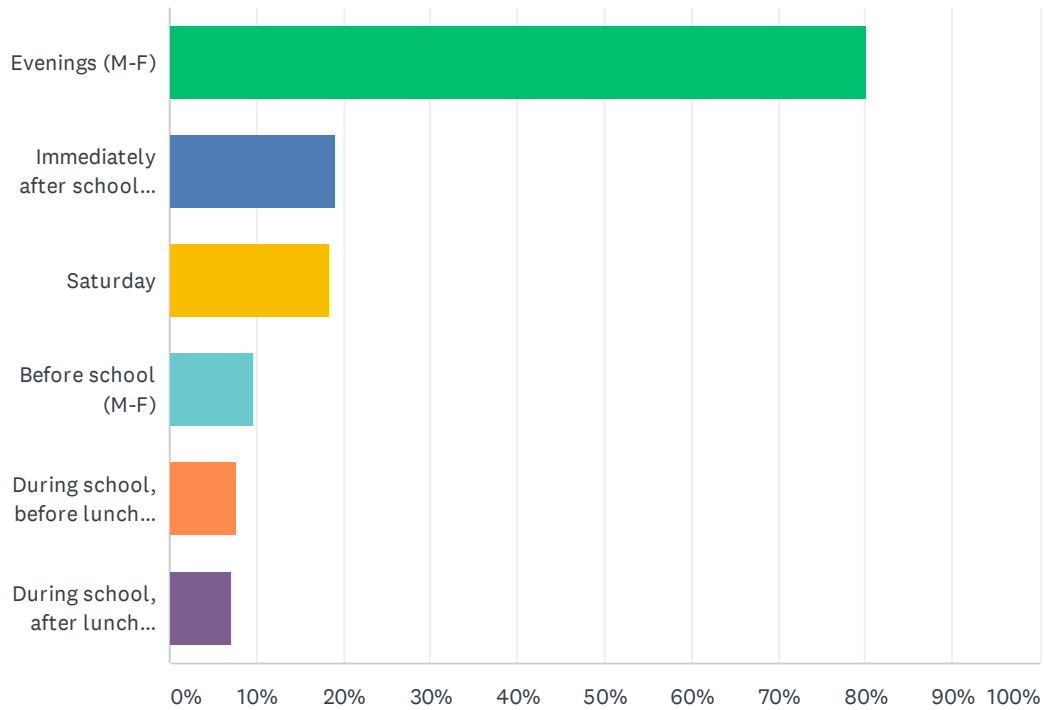
Answered: 3,626 Skipped: 188



ANSWER CHOICES	RESPONSES	
Once or twice a year	66.05%	2,395
Never	19.14%	694
Monthly	13.35%	484
TOTAL		3,626

Q8 When is the best time for you to attend a school event for families?

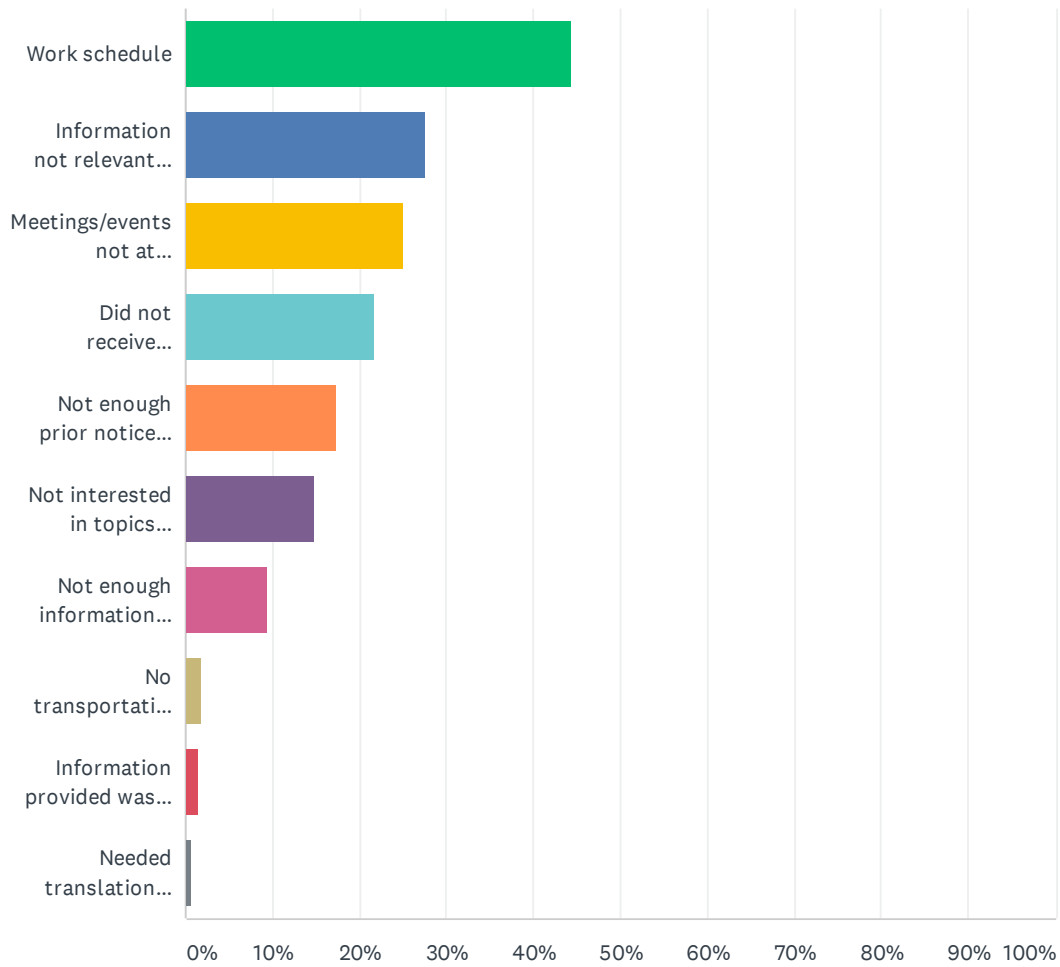
Answered: 3,619 Skipped: 195



ANSWER CHOICES	RESPONSES	
Evenings (M-F)	80.19%	2,902
Immediately after school (M-F)	19.07%	690
Saturday	18.40%	666
Before school (M-F)	9.67%	350
During school, before lunch (M-F)	7.71%	279
During school, after lunch (M-F)	7.21%	261
Total Respondents: 3,619		

Q9 If you have not attended informational meetings or academic events, please share why. (Check all that apply)

Answered: 2,272 Skipped: 1,542

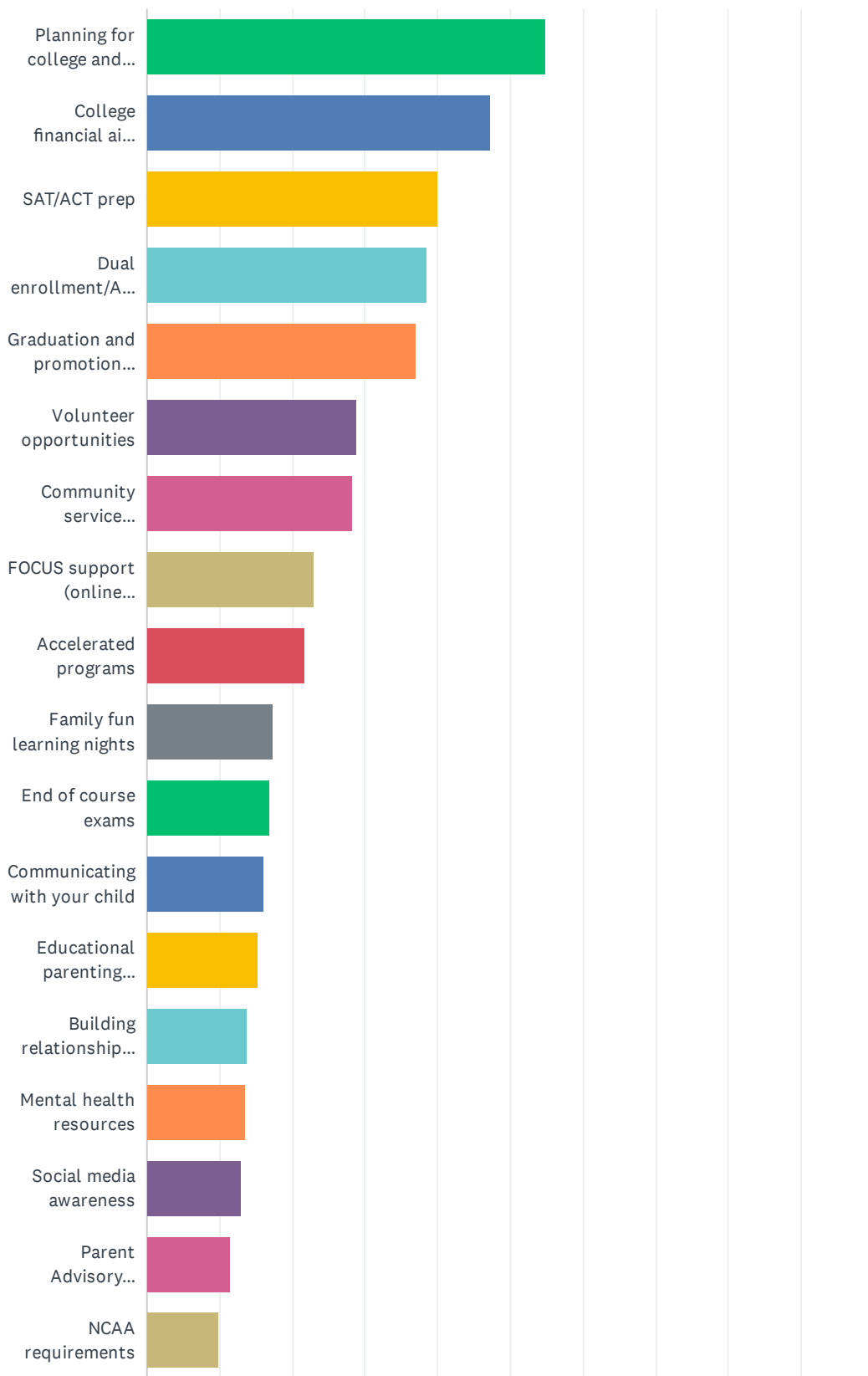


Brevard Public Schools High School Parent Survey 2019-2020

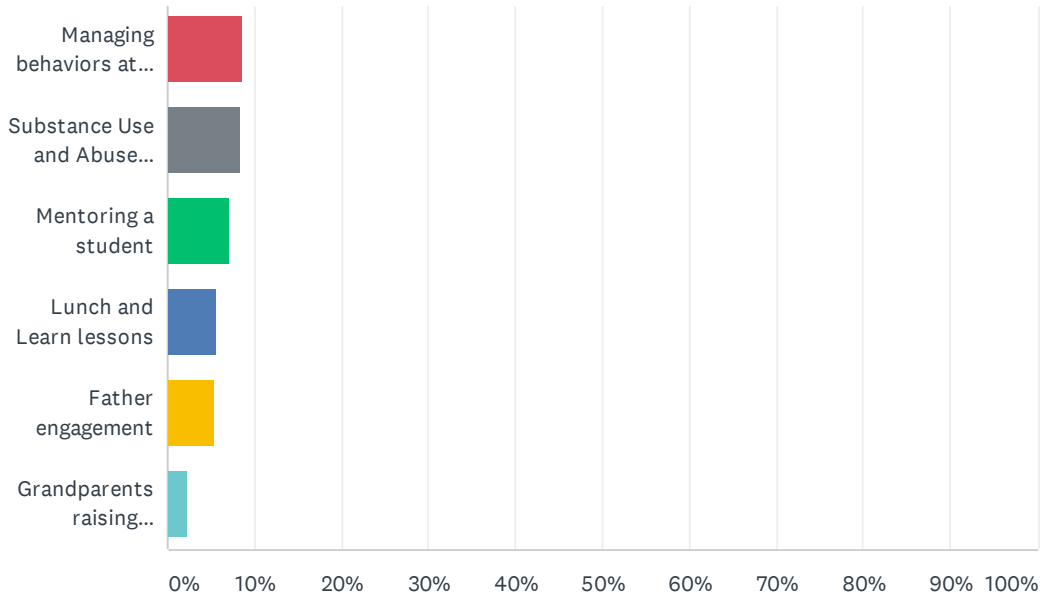
ANSWER CHOICES	RESPONSES	
Work schedule	44.28%	1,006
Information not relevant to me/my child	27.68%	629
Meetings/events not at convenient times	25.18%	572
Did not receive information about meetings/events	21.83%	496
Not enough prior notice provided	17.34%	394
Not interested in topics presented	14.79%	336
Not enough information provided	9.38%	213
No transportation to get to meetings/events	1.80%	41
Information provided was difficult to understand	1.36%	31
Needed translation services	0.57%	13
Total Respondents: 2,272		

Q10 Which of the following informational meetings and activities would you participate in or attend? (Check all that apply)

Answered: 3,120 Skipped: 694



Brevard Public Schools High School Parent Survey 2019-2020



Brevard Public Schools High School Parent Survey 2019-2020

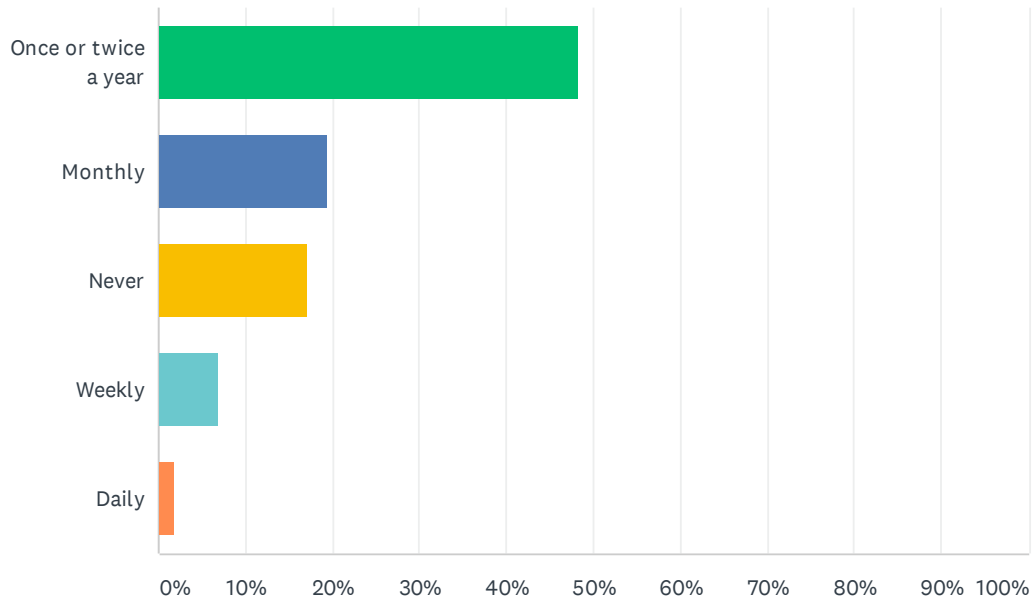
ANSWER CHOICES	RESPONSES	
Planning for college and career	54.87%	1,712
College financial aid (FASFA/Bright Futures/scholarships)	47.21%	1,473
SAT/ACT prep	39.94%	1,246
Dual enrollment/Advanced Placement courses	38.40%	1,198
Graduation and promotion guidelines	36.96%	1,153
Volunteer opportunities	28.81%	899
Community service projects with staff/students	28.21%	880
FOCUS support (online gradebook, absences, teacher webpages)	23.04%	719
Accelerated programs	21.76%	679
Family fun learning nights	17.47%	545
End of course exams	16.96%	529
Communicating with your child	16.03%	500
Educational parenting workshops/classes	15.22%	475
Building relationships with your child	13.78%	430
Mental health resources	13.65%	426
Social media awareness	12.95%	404
Parent Advisory Council/School Advisory Council (SAC)/Parent Teacher Organization (PTO)	11.54%	360
NCAA requirements	9.78%	305
Managing behaviors at home	8.49%	265
Substance Use and Abuse (alcohol, street drugs, vaping, prescription drugs)	8.46%	264
Mentoring a student	7.15%	223
Lunch and Learn lessons	5.71%	178
Father engagement	5.48%	171
Grandparents raising grandchildren	2.28%	71
Total Respondents: 3,120		

Q11 In what ways can family engagement be strengthened at your child's school?

Answered: 1,216 Skipped: 2,598

Q12 How often do you communicate with your child's teachers?

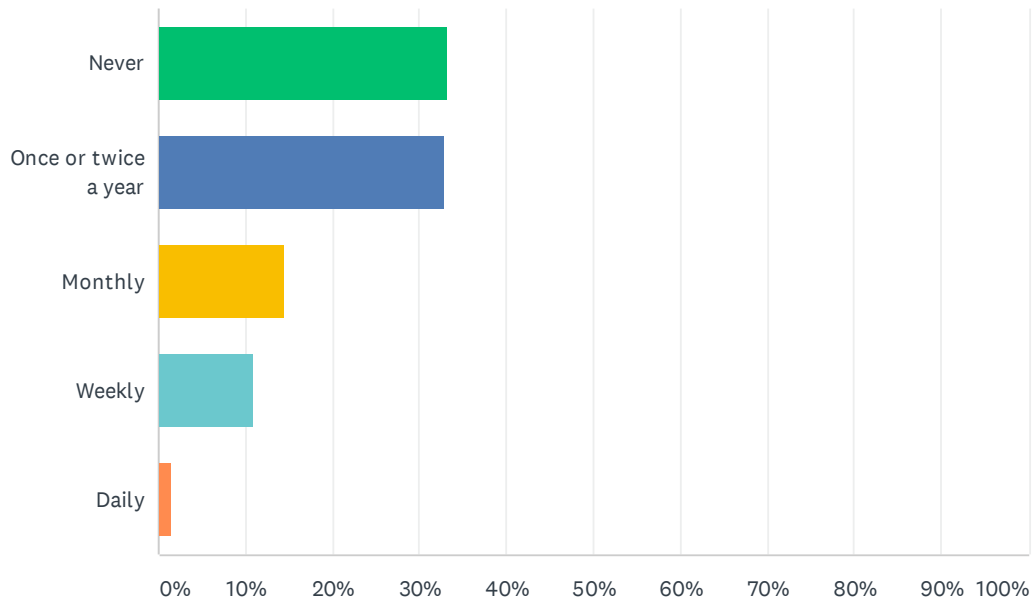
Answered: 3,307 Skipped: 507



ANSWER CHOICES	RESPONSES	
Once or twice a year	48.29%	1,597
Monthly	19.53%	646
Never	17.24%	570
Weekly	6.80%	225
Daily	1.94%	64
TOTAL		3,307

Q13 How often do your child's teachers communicate with you about your child's progress?

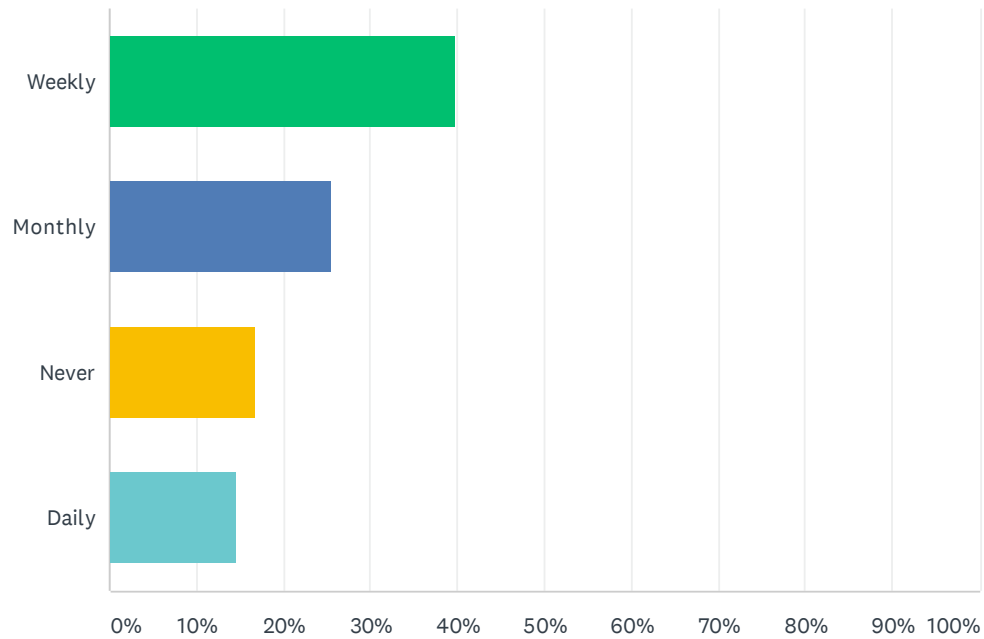
Answered: 3,293 Skipped: 521



ANSWER CHOICES	RESPONSES	
Never	33.25%	1,095
Once or twice a year	32.95%	1,085
Monthly	14.49%	477
Weekly	10.96%	361
Daily	1.40%	46
TOTAL		3,293

Q14 How often do you access your child's grades and attendance information through FOCUS?

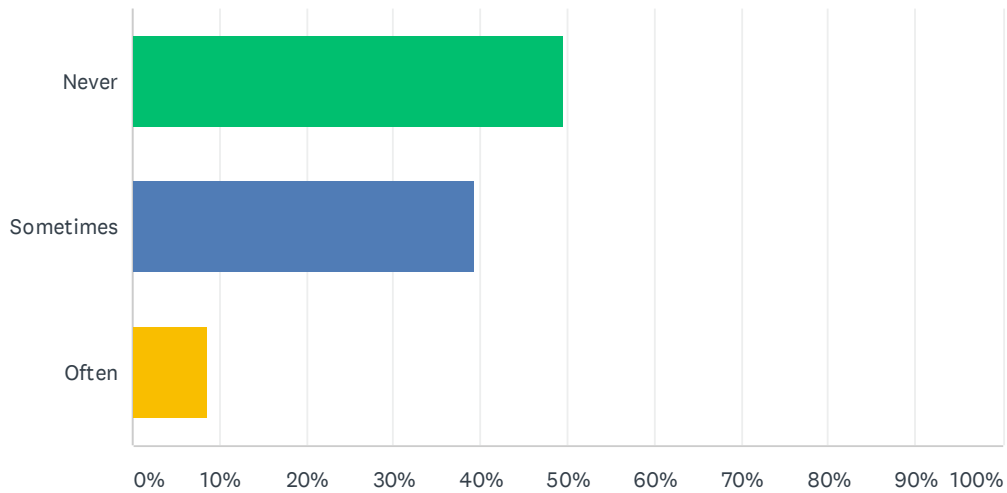
Answered: 3,301 Skipped: 513



ANSWER CHOICES	RESPONSES	
Weekly	39.81%	1,314
Monthly	25.51%	842
Never	16.78%	554
Daily	14.60%	482
TOTAL		3,301

Q15 How often does your child's school or teachers provide you with information about ways you can help your child's learning at home?

Answered: 3,280 Skipped: 534



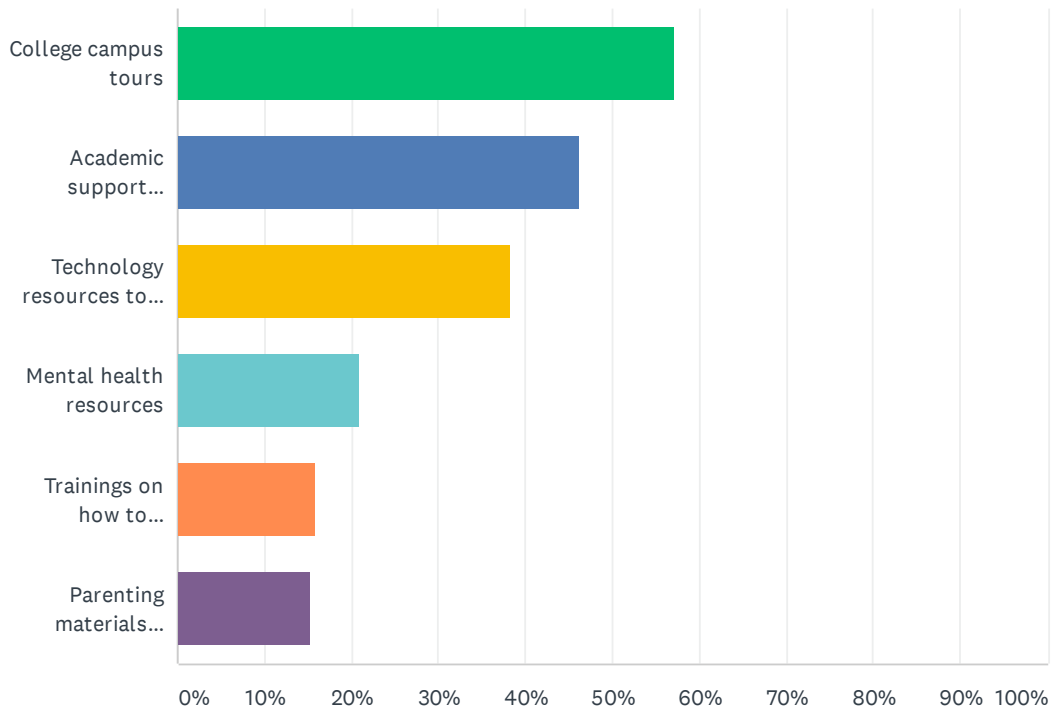
ANSWER CHOICES		RESPONSES	
Never		49.63%	1,628
Sometimes		39.30%	1,289
Often		8.63%	283
TOTAL	TOTAL		3,280

Q16 What can we do to support you to ensure your child graduates and receives a high school diploma?

Answered: 1,617 Skipped: 2,197

Q17 What types of family engagement resources would you use if they were provided at your school?

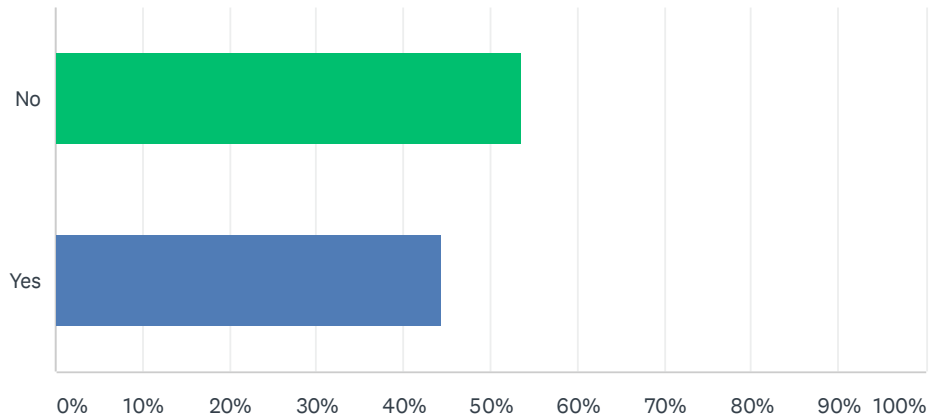
Answered: 2,755 Skipped: 1,059



ANSWER CHOICES	RESPONSES	
College campus tours	57.21%	1,576
Academic support materials for families to use at home	46.28%	1,275
Technology resources to support learning at home	38.37%	1,057
Mental health resources	20.94%	577
Trainings on how to participate in school decision-making committees	15.90%	438
Parenting materials (books and articles for check out)	15.17%	418
Total Respondents: 2,755		

Q18 Have you been given opportunities to provide input and feedback into school decisions (school improvement, Title I services, event planning, discipline)?

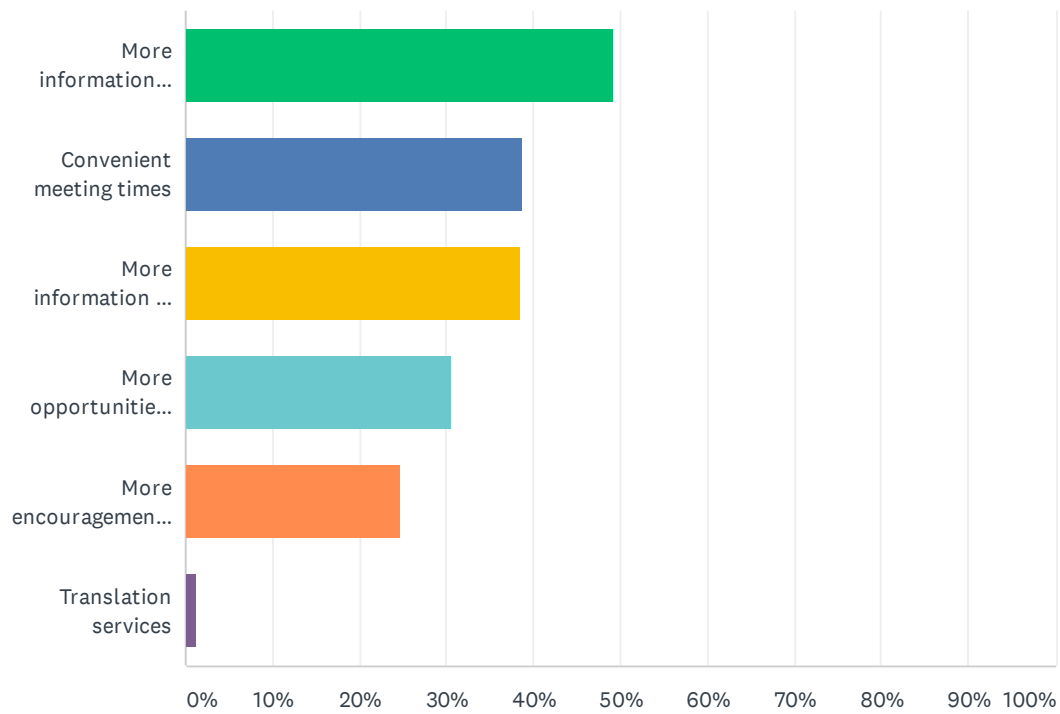
Answered: 3,085 Skipped: 729



ANSWER CHOICES	RESPONSES	
No	53.45%	1,649
Yes	44.28%	1,366
TOTAL		3,085

Q19 How could your school assist you in playing a more active role in school decision-making?

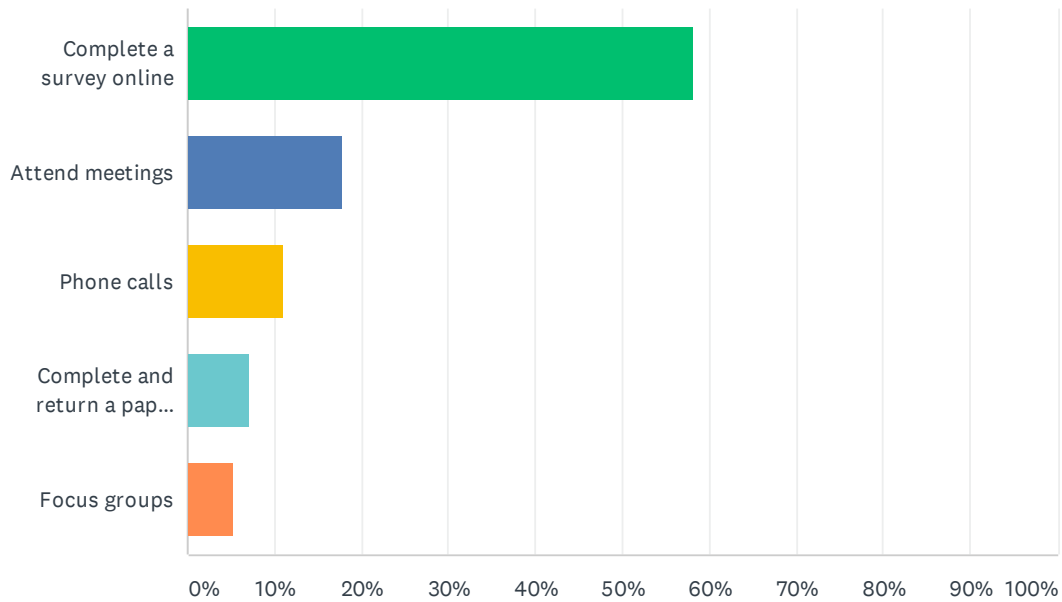
Answered: 2,599 Skipped: 1,215



ANSWER CHOICES	RESPONSES	
More information about school issues to be addressed	49.25%	1,280
Convenient meeting times	38.71%	1,006
More information on how to become engaged	38.51%	1,001
More opportunities to share my opinion about school issues	30.59%	795
More encouragement from the school to become engaged	24.74%	643
Translation services	1.15%	30
Total Respondents: 2,599		

Q20 What is the best way for you to provide input regarding your child's school?

Answered: 2,992 Skipped: 822



ANSWER CHOICES	RESPONSES	
Complete a survey online	58.19%	1,741
Attend meetings	17.81%	533
Phone calls	11.03%	330
Complete and return a paper survey	7.02%	210
Focus groups	5.15%	154
TOTAL		2,992

Q21 What do you feel is working well at your child's school? (This is your chance to brag about your school and share what you like about it!)

Answered: 1,699 Skipped: 2,115

Q22 What do you feel is not working, difficult, and/or needs improvement at your child's school? (This is your chance to tell us what you would like to see change.)

Answered: 1,702 Skipped: 2,112